



2011-14 Partnership Plan

ALBANIAN

Nëse anglishtja nuk është gjuha juaj amtare dhe keni nevojë për një përkthim, ne mund t'ua sigurojmë atë.

BENGALI

ইংরেজী আপনার মাতৃভাষা না হলে এবং আপনার কোন অনুবাদের প্রয়োজন হলে আমরা তা প্রদান করতে সক্ষম।

CHINESE

如果英文不是您的第一語言，而您需要翻譯的話，我們可以為您安排。

GUJARATI

જો તમારી પહેલી ભાષા અંગ્રેજી ન હોય અને તમને ભાષાંતરની જરૂર હોય તો અમે તમને તે આપી શકીએ છીએ.

HINDI

यदि अँग्रेज़ी आप की पहली भाषा नहीं है और आप को अनुवाद की आवश्यकता है तो यह हम आपको प्रदान कर सकते हैं

KURDISH

Heke îngilîzî zimanê we yê yekem nîne û pêwîstîya we bi wergêr heye, em dikarin yekî ji we re bibînin

POLISH

Jeżeli język angielski nie jest Twoim językiem ojczystym i wymagasz tłumaczenia, możemy to zapewnić.

PORTUGUESE

Se o Inglês não é a sua língua materna e precisa de uma tradução, nós podemos obtê-la.

PUNJABI

ਜੇਕਰ ਇੰਗਲਿਸ਼ ਤੁਹਾਡੀ ਪਹਿਲੀ ਭਾਸ਼ਾ ਨਹੀਂ ਅਤੇ ਤੁਹਾਨੂੰ ਦੁਬਾਸ਼ੀਏ ਦੀ ਜ਼ਰੂਰਤ ਹੈ ਤਾਂ ਤੁਹਾਡੇ ਲਈ ਅਸੀਂ ਇਸਦਾ ਪ੍ਰਬੰਧ ਕਰ ਸਕਦੇ ਹਾਂ।

SOMALI

Haddii Ingiriisku aanu ahayn afkaaga kowaad oo aad u baahan tahay turjumaad, annagaa kuu samayn karra.

URDU

اگر انگریزی آپ کی پہلی زبان نہیں ہے اور آپ کو ترجمہ کی ضرورت ہے تو ہم آپ کے لئے فراہم کر سکتے ہیں۔

VIETNAMESE

Nếu quý vị không thạo Anh văn và cần bản dịch, chúng tôi sẽ giúp quý vị một bản.

Contents

	Page
10 years from now... A vision for Bristol	<i>iv, v</i>
Background:	
Introduction	1
How we measure performance	3
Value for money	5
Safer Bristol funding	7
How we monitor progress	9
Neighbourhood Working:	
Devolution of Power to Neighbourhoods	13
How we work with our communities	14
How we work with our partners	14
Area priorities	15
Our Areas of Work	16
Reduce the Harm Caused by Drugs and Alcohol:	
Drug Treatment	17
Tackling the drugs market	18
Alcohol Harm Reduction	19
Reduce Acquisitive Crime	20
Reduce Violent Crime:	
Violence against Women & Girls	21
Street Violence	22
Increase Community Confidence:	
Anti-Social Behaviour	23
Hate Crime	24
Street Sex Market	25
Reduce Offending:	
IMPACT (Bristol Integrated Offender Management Unit)	26
Youth Offending Team	27
Useful information	28


10 years from now...

'I believe it is our responsibility to take into account the views of our neighbourhoods and that our actions will seek to ensure that our communities remain safe. My plan, as the Chair of Safer Bristol Partnership, is to work with my partners to ensure we have a fair and effective criminal justice system, that provides justice for victims, reduces crime and protects the public from further harm. I wish to see Bristol being flagged as a safe city for all its residents and that we all take a level of responsibility to provide a safe environment for the future generations.

Marilyn Harrison, Assistant Chief Officer, Avon & Somerset Probation Trust

"I'd like to see Bristol become a place where everyone is able to enjoy life to the full without fear of crime or violence, a place where drug abuse and anti-social behaviour have been reduced and where residents feel safe in the city centre and in their communities."

Cllr. Barbara Janke, Bristol City Council Leader





"I'd love to live in a city that has a reputation for its vibrant, inclusive and safe night time economy, particularly the city centre and Harbourside area. Where residents and visitors can absorb Bristol's cultural delights without the fear of crime, night or day."

Layla Barron, Deputy Head of Operations, Watershed

"I envisage a city where people of all ages and backgrounds, can live together knowing that they live in one of the safest and cleanest cities in Britain. That all citizens can take pride in their communities, both where they live and work, and that the city can prosper from getting some of these core issues right."

Charlotte Swainson, Resident, Redland



"I imagine a city where the major barrier to getting help with a drug problem - negative attitudes towards drug users begins to fall: a city whose citizens and businesses see drug and alcohol problems as not just someone else's problem' but who believe they have a responsibility to help with the solutions."

Maggie Telfer OBE, Bristol Drugs Project

A vision for Bristol



“I imagine a city where people can live, go to work, travel to school, spend time with their family and friends and have a great life free of the fear of crime, anti-social behaviour or the scourge of drugs misuse. I want Bristol to be the safest city in the world.”

Assistant Chief Constable John Long, Avon & Somerset Police



“In 2018 S.A.R.I. imagines a Bristol that's much safer for all - 24/7. We see a city centre with less drug-related and alcohol-related crimes and a city where Hate Crime poses a much lower risk to equalities communities - racist incidents will be at an all time low. Agencies like S.A.R.I. will finally have a manageable workload!”

Batook Pandya, Director, Support Against Racist Incidents (S.A.R.I.)

“I imagine a city where women's confidence is high. Women and girls will feel safe in the streetscape as well as in their own homes; be supported in addressing their experiences of harassment, bullying abuse and sexual violence; and have trust in the criminal justice system.”

Helen Mott, Bristol Fawcett Society



“The city that I would like to see in ten years time would be clean - litter and graffiti free. This will be achieved by communities working together to ensure that everyone realises how pleasant life can be, in a tidy city.”

Trevor Willdig, Resident, Lockleaze

Background

Introduction

The work of the Safer Bristol Partnership is steered by the three-yearly Partnership Plan (refreshed annually). This is informed by the [Safer Bristol Strategic Assessment](#), which is conducted every six months.

This document refreshes the 2010-13 Plan, highlighting successes achieved in the past year. Crime reduction and the harm caused by drug misuse remains a key priority. The focus for this year, and coming years, are driven by the findings of the Safer Bristol Strategic Assessment, which contains source data from a number of key agencies and public surveys.

The focus on substance misuse is to ensure more people access and receive treatment. This is governed by the Bristol Adult Drug Treatment Plan 2011/12 (currently not available the website) and the [Young Peoples Substance Misuse Treatment Plan 2010/11](#) (most up to date). From March 2011, the Safer Bristol Partnership is responsible for alcohol misuse including the provision of services, prevention and enforcement.

A number of key successes have been achieved:

- By the end of 2010/11, the total recorded crime for Bristol has reduced by 21% (13,486 less recorded incidents) compared to the 07/08 baseline.
- The partnership problem solving process, which was introduced in 2009, continues to be the most effective way of harnessing partnership working when faced with a complex community issue. The process is a way of investigating the cause of community issues/problems to ensure an effective solution is found. To date, 350 partners and staff have been trained in the technique, with an on-going training plan for new staff.
An example of the process in action is given below.
- Over the past year, a problem solving plan brought together a variety of partners including the Police, Youth Services, Estate Management, Waste Management and local residents to reduce crime and anti-social behaviour on Newquay Road in Filwood. Work included installing permanent CCTV, days of action to tackle drug dealing and significant improvements were made to the physical environment. Crime has reduced by 20%, anti-social behaviour has reduced by 46% and most importantly over 70% of residents think the area has got better over the past two years.
- Anti-social Behaviour Service Charter introduced and publicised in 2010. The charter sets out common minimum standards amongst all partner agencies. [Copy of the charter available on line.](#)
- The Redland Burglary zone is a multi agency plan formed to deal with the problem of Burglary in Redland. The area accounts for 25% of all burglaries in

Background

Bristol. The action plan aims to deal with the issues that cause the area to suffer a higher amount of burglaries than the rest of the city. Since the implementation of the plan, the burglary rate has dropped from the 2007 rate of 639 incidents, to 425 incidents which represents a 33% reduction (March 31st 2011)

- Bristol now has 30 'No Cold Calling Zones' established across the city which give local residents and communities the confidence to say 'NO' to uninvited salespeople and to warn rogue traders and cold callers that they are not welcome.
Three of the zones set up in April 2010 have been evaluated and in each case the scale of the problem of cold callers has decreased, the confidence of residents has increased and the number of cold callers has reduced. The comments made by residents are very supportive.
- Through joint partnership working and co-operation, the Police and Bristol City Council Licensing Enforcement Teams are now co-located in the same office. This facilitates stronger partnership working, with the introduction of a set of governance standards for problem premises, and structured management of identified venues. There are currently 46 premises identified as being of concern in Bristol.
- The Bristol Early Intervention Service (EIS) supports young people using any drug, including alcohol. NHS Bristol, in partnership with Safer Bristol, recently carried out an evaluation of the EIS, looking at changes in drug and alcohol use among young people engaged with this service. 78 young people took part. Results show that young people in contact with EIS reduced the risks relating to their drug and alcohol use and improved their knowledge about these substances. The majority of the participants reported either having stopped using drugs and alcohol altogether or using them less frequently as a result of the support and advice they received from this service. 81% of young people felt that the service had helped them realise and deal with the effects the substance use was having on their life. 70% also reported an improvement in their relationships with family and friends after reducing their substance use.
- The Street Sex Workers Options Project (SSWOP) was launched in January 2010. The project aims to make contact with those street sex workers (SSW) who have expressed a desire to change their lifestyle. The initiative provides assistance for sex workers with accommodation, criminal justice, mental health and drug treatment advice. In 2010/11, 44 SSW's received assistance, to get them drug free and off the streets.
- In November 2010, Purple Flag (governed by the Association of Town Centre Managers) was accredited to Bristol city centre. The judges were particularly impressed with the exhibited partnership working between the council, police, Destination Bristol and commerce. Particularly in the harbourside area of the city.

How we measure Performance

There are a number of processes in place to effectively measure our progress and ultimately ensure that we are using public funds efficiently and effectively.

The **Safer Bristol Partnership Executive Board**, **Delivery Groups** and **Commissioning Groups** within the crime and substance misuse agenda play a key role in managing performance and direction. These groups actively measure performance via quarterly monitoring forms and performance scorecards which enable us to identify when performance is not meeting targets or where money is not being spent.

We also hold a **Safer Bristol Performance Review Group**, chaired by the Service Director, which brings together partners working within the remit of Safer Bristol to account for national and locally developed performance measures that are of significant interest to the partnership.

Information can be found on Bristol City Council's **SPAR.Net**, which is an automated online management system for monitoring performance against all the council's performance indicators.

Performance management is embedded in our work, be that in terms of managing commissioned services, conducting **Needs Assessments** to inform service delivery or reviewing weekly crime data received from Avon & Somerset Constabulary to ensure that we are aware of current trends and enable us to make comparisons with other cities and police forces across the country.

The **National Treatment Agency (NTA)** monitors indicators for tackling substance misuse. Safer Bristol Partnership is measured against a number of indicators which include:

- Number of clients exiting treatment successfully – not using illicit drugs/not using problematically
- Number of drug users in treatment
- Waiting times
- Care plans, Healthcare assessments, screening and vaccinations
- Criminal Justice clients accessing structured drug treatment services

Youth Offending Team Board the governing body of the Youth Offending Team (YOT). It comprises of representatives from statutory and other partners within the parameters of a partnership agreement. The Board is chaired by the Assistant Chief Constable. The Local Authority is the primary accountable body.

Background

Avon & Somerset Constabulary provide the partnership with weekly performance updates to ensure that we are aware of current trends, and crime is monitored in-depth each month using the Home Office's iQuanta website, which provides reports on crime types and enables comparison with other cities and police forces across the country.

For the period of 2011 to 2014 the following Safer Bristol Partnerships headline performance measures the following have been agreed:

	2011/12	2012/13	2013/14
Clients exiting treatment successfully - not using illicit drugs/not using problematically	14%	15%	16%
Total recorded crime	47,750	45,250	43,000
Reducing Re-offending - successful completion rate of those offenders on licence or community orders	55%	60%	65%
Total number of ASB incidents	60,000	57,250	55,000

- [‘Cutting Crime, A New Partnership 2008-11’](#)
- [‘Drugs: Protecting families and communities’](#)

Background

Value for money

There are a number of ways to measure value for money of a project;

1. Cost of crime - to indicate the approximate financial cost to the community. The cost of crime is calculated by using the online Home Office report called 'The economic and social costs of crime against individuals and households 2003/04' (online report number 30/05).
2. Evaluation - a way of measuring the impact of a crime initiative, providing a value for money comparison.

1. Cost of crime

Crime Type	Number of Crimes 2009/10	Total Cost 2009/10	Number of Crimes 2010/11	Total Cost 2010/11	Change
Serious Violence against the Person	337	£7,219,214	308	£6,597,976	-£621,238
Assaults with less Serious Injury	4120	£33,190,720	4025	£32,425,400	-£765,320
Sexual Offences (All)	719	£22,603,922	762	£23,955,756	£1,351,834
Robbery (personal)	1290	£9,393,780	957	£6,968,874	-£2,424,906
Domestic Burglary	4403	£14,389,004	3713	£12,134,084	-£2,254,920
Theft of Motor Vehicle	1606	£6,645,628	1233	£5,102,154	-£1,543,474
Theft From Motor Vehicle	4187	£3,592,446	3602	£3,090,516	-£501,930
Total of Above	16662	£97,034,714	14600	£90,274,760	-£6,759,954

Please note:

1. These figures do not represent all crime types
2. The cost figures are taken from the "Economic Costs of Crime" report published in 2005 based on 2003/2004 data.

2. Evaluation

The evaluation process is used to inform financial decisions. Safer Bristol Partnership has made a number of improvements to its evaluation process especially around the establishment of clear outcome targets and monitoring. With tighter budgets next year, Safer Bristol Partnership will need to be confident in its monitoring and evaluation processes in order to inform delivery groups and the Co-ordinating Group (governance body) decisions.

A clear example of a project which utilises both the cost of crime as a measure and the value of evaluation is the Alleygates Project. A summary of the results of the project are:

Background

Crime rate before & after the Alleygate Schemes in two areas of Bristol

Project	Date	Crime rates	Burglary dwelling & non-dwelling	Anti-social behaviour	Other crimes	Crime reduction (%)
St Georges	July 09	Before	5	8	2*	100
		After	0	0	0	
Fishponds	April 09	Before	3	7	2**	99
		After	0	1	0	

*Theft from a motor vehicle (TFMV). ** TFMV & Theft of pedal cycle.

Project	No of burglaries	* Cost of crime @ 2300 (£)	Average set up of each scheme (£)	Saving to society (£)
St Georges	5	11,500	1800	9700
Fishponds	3	6900	2400	4500
Total	8	18,400	4200	14,200

The cost figures are taken from the [Social & Economic \(2005\) report](#) and do not include ASB costs.

The project also made a positive impact on the community confidence in the areas. By using this type of evaluation process and its corresponding cost of crime figure, it is possible to work out the cost effectiveness of this crime reduction project.

The full evaluation document for this project is available online at:

[Alleygate Project January 2010](#)

Partnership Strategic Assessment 2010

We address local priorities by completing an annual [Partnership Strategic Assessment](#). Information which feed this document is gathered from partner agencies and local communities. All the information is analysed so that a fuller Bristol picture can be formed. This was completed in December 2010 and identified six priority areas for focus, with the view to reducing crime, fear of crime, and substance misuse:

- **Reducing Re-offending**
- **Making Bristol the Safest Core City by accelerating acquisitive crime reduction**
- **Addressing Anti-social Behaviour across the City**
- **Improving the levels of Public Protection**
- **Trinity Neighbourhood**
- **Cross-cutting Issues-Organised Crime Groups and Drugs Market.**

*1 Our Core Cities for comparison are: Birmingham, Newcastle, Sheffield, Leeds, Liverpool, Nottingham & Manchester

Background

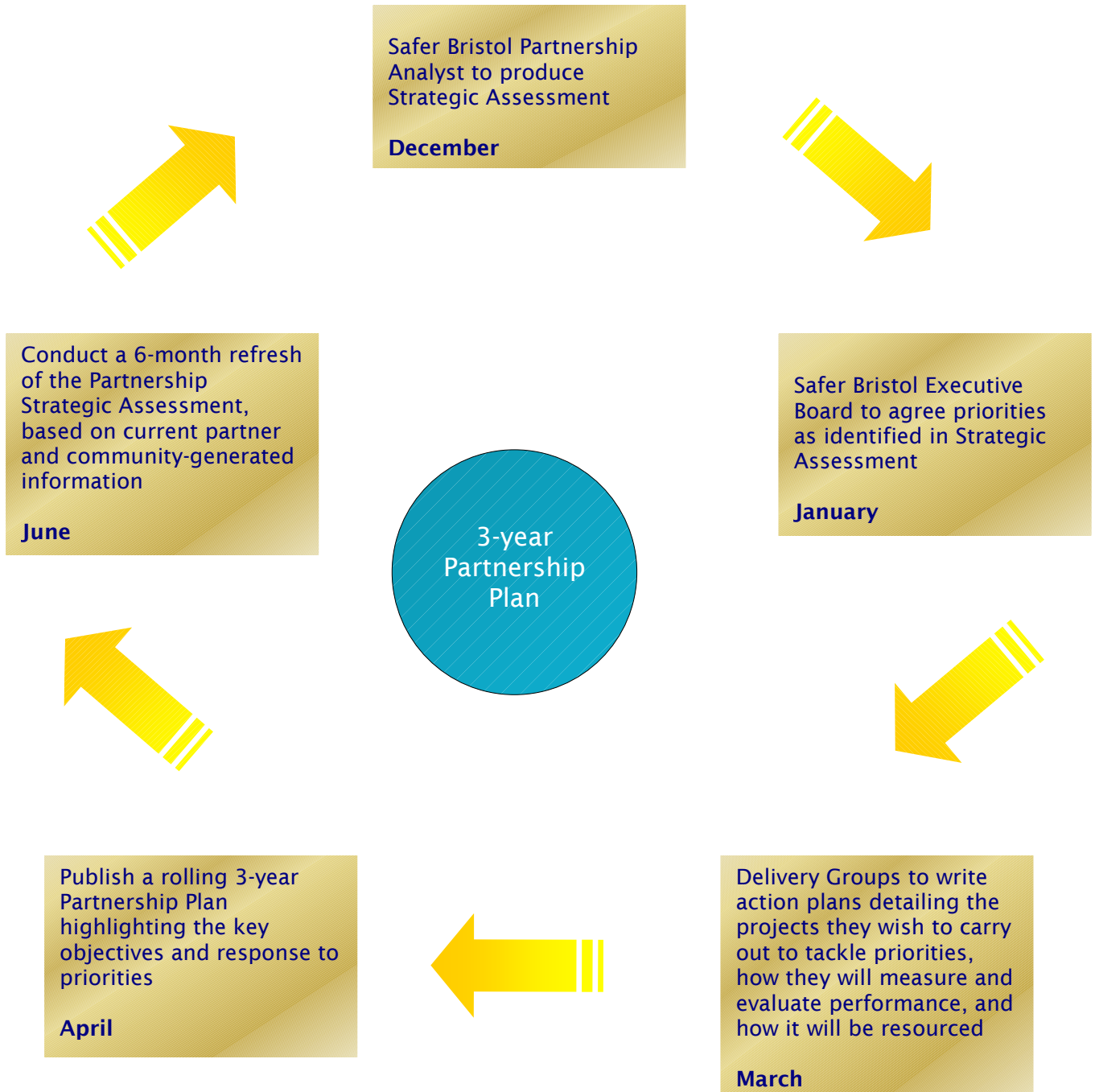
Safer Bristol Partnership Funding 2011/2012

	£ Value
Crime Strategy (CST)	
Revenue - Revenue	2,530,519
Grant - Home Office	901,000
Drug Strategy (DST)	
Adult Treatment - various	8,865,124
Drug Intervention Programme (DIP) - Home Office	2,201,605
Young Peoples Grant	729,900
Youth Offending Team (YOT)	
Revenue - Bristol City Council	1,333,842
Grant - various	1,854,392
Overall Total	18,416,382

For a breakdown on how the drug treatment funding is allocated, please refer to the Bristol Adult Drug Treatment Plan 2011/12 (currently unavailable on the website).

Background

The rolling planning and monitoring process



Background

Progress

CRIME FIGURES 2010/11

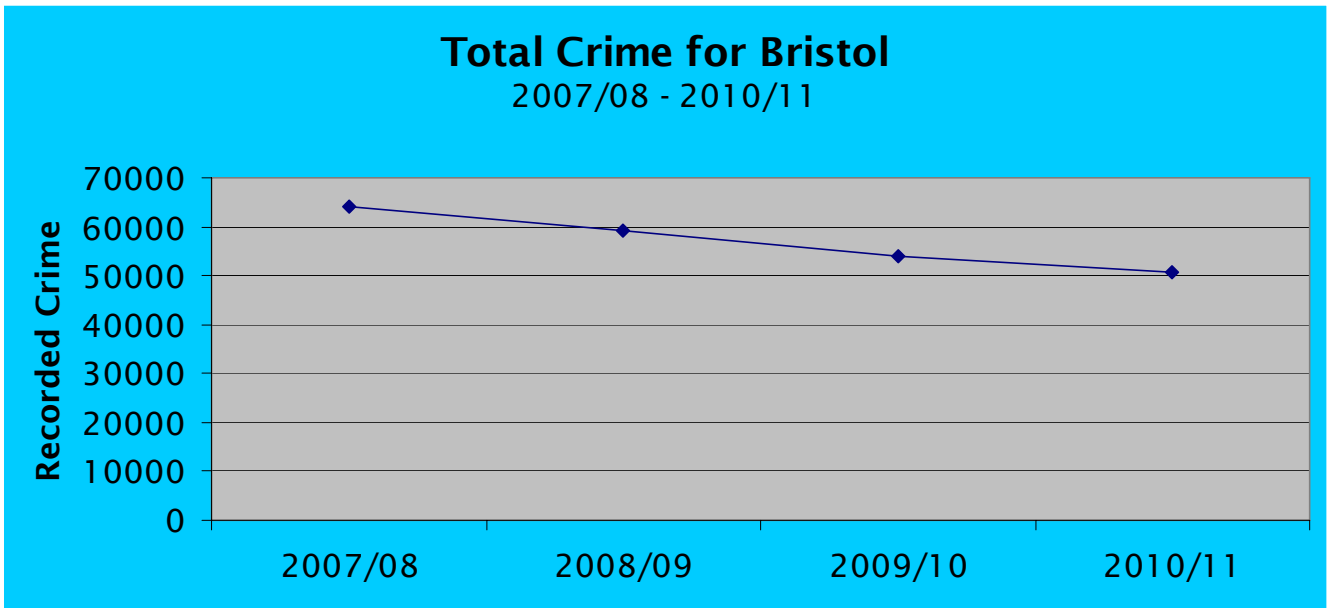
(Baseline 2007/08)

CRIME TYPE	2007/08 BASELINE	2009/10	Change from baseline Minus is good	*2010/11	Annual Change Minus is good	Perfor- mance to baseline to 31 st March 2011
Burglary (Dwelling)	5006	4403	-12%	3713	-16%	-26%
Theft From Motor Vehicle (TFMV)	7381	4187	-43%	3602	-14%	-51%
Theft of Motor Vehicle (TOMV)	2928	1606	-45%	1233	-23%	-58%
Robbery	1325	1232	-7%	957	-22%	-28%
Most serious violence	221	337	52%	308	-9%	+39%
Assault less serious injury	5505	4120	-25%	4025	-2%	-27%
Theft from the person	1010	890	-12%	907	2%	-10%
Theft of Pedal Cycle	2005	2038	2%	2010	-1%	0%
Shoplifting	3640	4942	+36%	4821	-2%	+36%
Serious Sexual Offences	421	518	+23%	462	-11%	+10%
Sexual Offences (All)	608	801	+32%	762	-5%	+25%
Criminal Damage	11041	8158	-26%	7452	-9%	-33%
Burglary (Non-Dwelling)	3717	3404	-8%	2937	-14%	-21%
Arson	458	407	-11%	369	-9%	-19%
Credit card / cheque fraud	1781	1407	-21%	1339	-5%	-25%
Drug Offences	2536	2405	-5%	2614	9%	+3%
Racially Aggravated Offences	582	711	+22%	635	-11%	+9%
Distraction Burglary	137	171	+25%	88	-49%	-36%
Violent crime (all)	13571	13612	0	12875	-5%	-5%
Serious Acquisitive Crime - burglary, TOMV, TFMV, Robbery.	16686	11486	-31%	9505	-17%	-43%
'Total Crime'**	64081	53915	-16%	50595	-6%	-21%
Anti-social behaviour	43,298	35196	-19%	30160	-14%	-30%

* Data source: Avon & Somerset Constabulary (17/6/11)

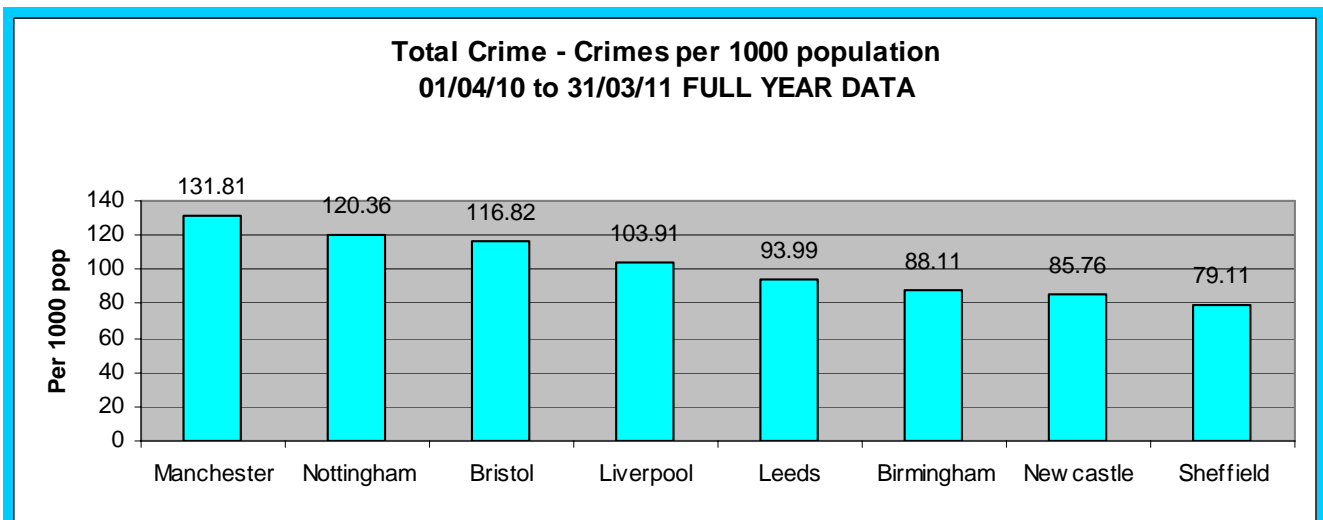
** Not all crime types are shown here, therefore columns will not tally.

Background

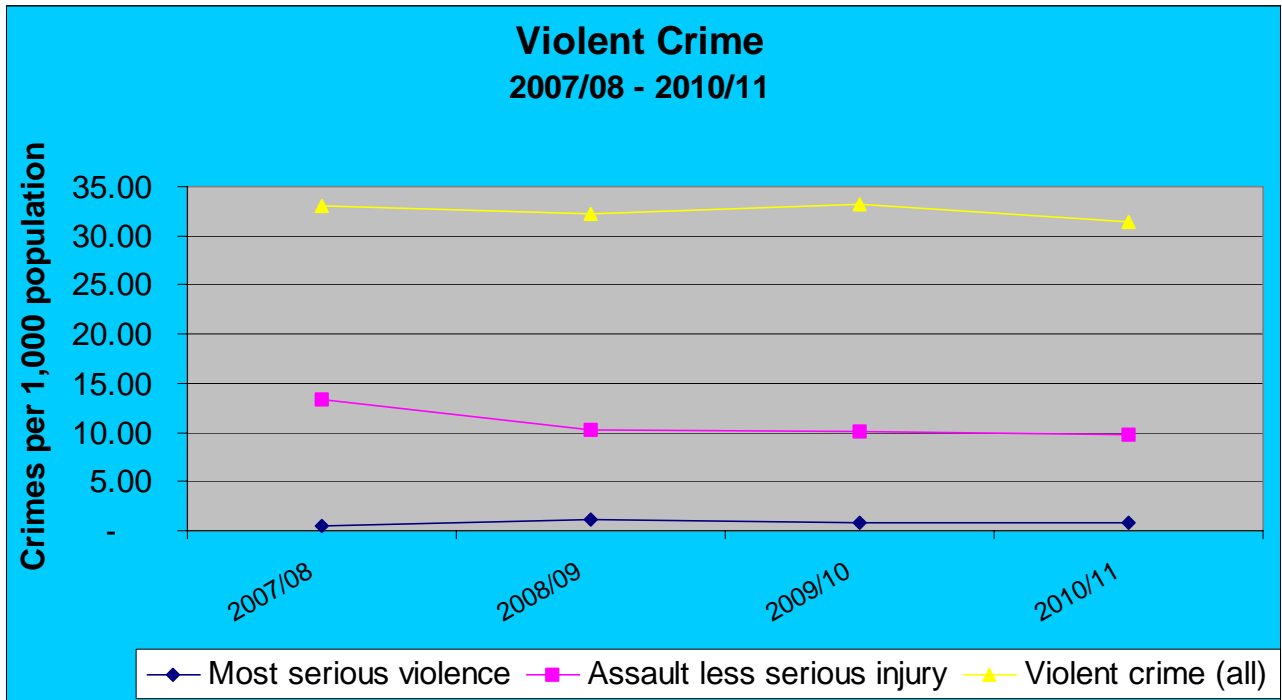


Year	2007/08	2008/09	2009/10	2010/11
Crime rate	64081	59083	53915	50595

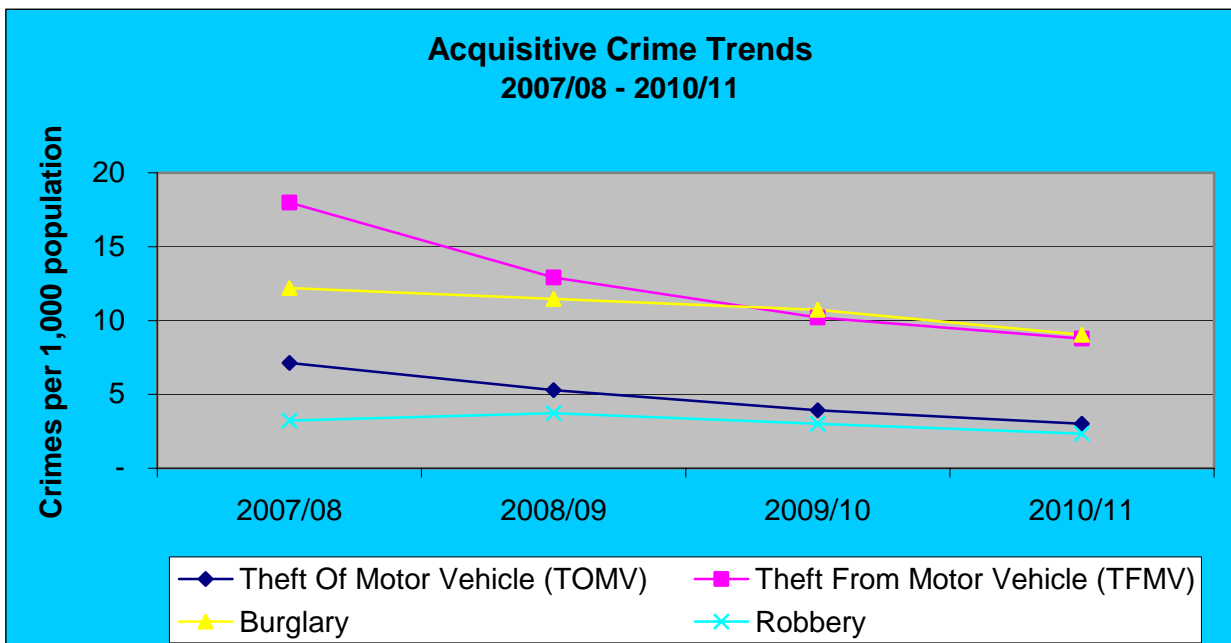
Even though our Total Crime figure is reducing, compared to our core city group, Bristol ranks 6th out of 8



Background



In response to the above figures, a multi-agency Violent Crime Action plan has been developed. The plan targets the top 15 streets where violence is a problem.



Background

Bristol Quality of Life Survey

The **Quality of Life in Your Neighbourhood Survey** began in 2001 and provides an annual snapshot of the quality of life in Bristol. It gives residents an opportunity to voice their opinions about quality of life issues and influence policy and initiatives.

Each year at least 5,000 people respond and in 2010, 5,200 questionnaires were returned with a response rate of 19%. This figure includes 377 responses received online. The 2010 survey sample was boosted in the deprived areas of the city and in areas with a higher Black and minority ethnic (BME) population, providing more reliable results from (historically) low responding neighbourhoods. This boost can create bias which is adjusted for, during analysis.

Relevant Results 2010

- 19.2% of respondents feel crime has got worse over last 3 years. This shows a marked improvement from 2006 and has consistently fallen year on year from 36.4% in 2006.
- In 2010 15.4% of respondents reported being a victim of crime in the last 12 months. This has continued to reduce consistently from 23.5% in 2006.
- Further successes are seen in the percentage of respondents who feel anti-social behaviour is a problem in their area. 2010 shows that 31.8% of respondents feel antisocial behaviour is a problem which has again fallen steadily from 49.2% in 2005.
- Given that drug use affects communities we measure the percentage of respondents who think drug use is a problem in their area. In 2006, 36.2% of respondents reported that it was a problem and this has decreased over the years to 27.7% in 2010.
- We are also interested in the confidence the community has in the police and public services and have introduced a new measure to assess the percentage of people who feel police and local public services are successfully dealing with issues of crime and anti-social behaviour in their area. The result for 2010 was 35% and we will aim to increase this level.

For more information on the [2010 Quality of Life Survey](#) please click on the highlighted test.

Devolution of Power to Neighbourhoods

From February 2010, the Council is arranging for local decisions about services such as community safety, street cleaning and minor traffic schemes, to be made at a local level - in 'Neighbourhoods'.

The aim is to:

- To give better services-enabling services to be more responsive to local people, meeting local needs efficiently and effectively
- Strengthened democracy and accountability - involving local people in decisions that affect them
- Stronger communities - encouraging citizens to actively look after their neighbourhood and all who live there.

It is proposed to split Bristol into 14 Neighbourhood areas. Each area will have a Neighbourhood Partnership which will respond to agreed priorities. The Neighbourhood Partnership will include ward councillors and other people who live and work in the neighbourhood. The local issues of concern and feedback will be gathered at public meetings (Neighbourhood Forums) held quarterly.

For details of the Neighbourhood Partnership concerns, issues and priorities, please see page 15.



[My Neighbourhood](#) has full details on how to get involved.

How we work with our communities

Neighbourhood Partnerships (NPs) provide an opportunity for local communities to have a greater say in the way services and local issues are managed by Bristol City Council, Avon & Somerset Police, Avon Primary Care Trust, Avon Fire & Rescue Service, and Avon & Somerset Probation Trust.

All NPs are based on ward boundaries with each NP consisting of two or three wards. In total there are 14 NPs covering the whole of Bristol. The role of local councillors is crucial to the work of the NPs. Neighbourhood Forums are meetings where members of the community can discuss their concerns and issues. The forums are a starting point for finding shared solutions to local problems and issues. To find out more about Neighbourhood Partnerships and Neighbourhood Forums visit: [Neighbourhood Partnerships website](#) and/or [Avon and Somerset Constabulary](#).

Safer Bristol has brought together the existing community safety, anti-social behaviour and family intervention functions into a new Community Confidence service.

Specifically, the Community Safety Officers, within this team, are based in police stations in neighbourhoods across the city. They support Neighbourhood Partnerships and Forums to tackle the local issues that matter. They gather community safety surveys and through their problem solving skills and support of local initiatives, will help empower residents and build community resilience.

Targeted crime reduction initiatives will be led and managed by crime reduction project officers within Safer Bristol.

How we work with our partners

Neighbourhood Delivery Teams

There are seven designated Neighbourhood Delivery Teams aligned with neighbourhood policing areas. These teams work across agency and directorate boundaries and include officers from licensing, housing, parks, community safety, youth services, the police and the fire and rescue service. Agencies will work together to share intelligence, problem solve and deploy resources when and where appropriate.

Partners Problem Solving Process

In Bristol, the Safer Bristol Partnership lead on problem solving for partnership working. It aims to train and guide our partners, and residents, in a way of working through local issues using a process called [IDPARTNERS](#)

Overview of Bristol Neighbourhoods Crime Figures (2006/11) & current Neighbourhood Forum Priorities

Neighbourhood policing areas (NPA)	My Neighbourhood (by wards)	Key Findings from the Strategic Assessment based on recorded incidents (December 2010)	Neighbourhood Forum priorities
Southmead & Avonmouth	Avonmouth Kingweston Henbury Southmead Henleaze Westbury-on-Trym Stoke Bishop	<ul style="list-style-type: none"> Overall crime 27.3% decrease in the past five years Acquisitive crime & Disorder types have shown improvements Theft of a motor vehicle rates have shown improvements but the areas is still ranked above the average for all Bristol NPA's Southmead Estate is the hotspot for Serious Acquisitive Crime in the area There are known drug markets in Southmead, Horfield & Lawrence Weston. 	<ul style="list-style-type: none"> Anti-social behaviour Traffic issues Burglary Drug dealing issues
Redland & Lockleaze	Horfield Lockleaze Redland Cotham Bishopston	<ul style="list-style-type: none"> Overall crime 29% decrease in the past five years Dwelling burglary rate is increasing but these increases are at a slower rate of increase Horfield is the Serious Acquisitive Crime rate hotspot for the NPA* Anti-social behaviour, Domestic Violence & Hate Crime rates are increasing but compared to other areas, the area is performing the best of all other NPA areas 	<ul style="list-style-type: none"> Traffic offences Anti-social Behaviour Burglary Drug use Cycle Theft Fly tipping & graffiti
Bristol East	Frome Vale Hillfields Eastville St George West St George East	<ul style="list-style-type: none"> Overall crime 21.5% decrease in the past five years Dwelling burglary is increasing Church Road area of St George is a Serious Acquisitive Crime hotspot Sexual Offences are increasing, there is a link to the local street sex market in the area 	<ul style="list-style-type: none"> Anti-social behaviour Traffic issues Drug dealing Littering Street Sex markets
Trinity	Ashley Easton Lawrence Hill	<ul style="list-style-type: none"> Overall crime 26.5% decrease in the past five years but still the highest levels for Bristol The area is ranked worse of all the NPA's for Dwelling Burglary Stapleton Road is the the Serious Acquisitive Crime hotspot for the area Reported Anti-social behaviour incidents have increased by 50.6% in the past five years. This is 34% above the average NPA rate for ASB. The rate for Sexual Offences is nearly 60% above the average NPA rate (linked to the local street sex markets) Drug markets are known in St Pauls, Stapleton Road & Barton Hill. 	<ul style="list-style-type: none"> Drug dealing Street Sex markets Alcohol related Anti-social behaviour
Cabot & Clifton	Cabot Clifton Clifton East	<ul style="list-style-type: none"> Overall crime 21.4% decrease in the past five years Crime & disorder hopspots are the city centre & Stokes Croft Robbery & Theft from a motor vehicle have improved considerably in the past 5 years City centre still acts as a focus point for offences linked to the Night Time Economy Anti-social Behaviour & Hate Crime increases but Serious Violent crime is reducing There is a recreational drug market in the city centre. 	<ul style="list-style-type: none"> Alcohol related Anti-social behaviour
Bishopsworth	Bedminster Southville Hartcliffe Bishopsworth Whitchurch Park	<ul style="list-style-type: none"> Overall crime 30.2% decrease in the past five years Dwelling Burglary increase by 25.6% since 2006/07 Theft of a motor vehicle rate has continued to improve except in Bishopsworth Southville is a Serious Acquisitive Crime hotspot There are three main drug markets located in Hartcliffe, Bedminster & Withywood. 	<ul style="list-style-type: none"> Traffic issues Anti-social behaviour Burglary Littering Drug issues
Brislington	Knowle Filwood Windmill Hill Brislington West Brislington East Hengrove Stockwood	<ul style="list-style-type: none"> Overall crime 35.7% decrease in the past five years Theft of a motor vehicle rates show large reduction but still ranked second worst in Bristol Windmill Hill is a Serious Acquisitive Crime hotspot There are drug markets located in Filwood Park & Windmill Hill. 	<ul style="list-style-type: none"> Anti-social behaviour Traffic issues Drugs issues Fly tipping

* Neighbourhood Policing Area (NPA)

** Key Findings from the Strategic Assessment (December 2010). Source: Avon & Somerset Constabulary.

Our Areas of Work

Our Areas of work are dictated by the priorities set by the annual Strategic Assessment and 'My Neighbourhood' work:

Reduce Harm Caused by Drugs and Alcohol

Drug Treatment
Tackling the drugs market
Alcohol Harm Treatment

Reduce Acquisitive Crime

Burglary/Robbery/Vehicle Theft

Reduce Violent Crime

Violence against Women
Street Violence

Increase Community Confidence

Anti-social Behaviour
Hate Crime
Street Sex Work

Reduce Offending

Bristol Integrated Offender Management Unit (IMPACT)
Youth Offending Team

Reduce the Harm Caused by Drugs

Drug Treatment

Current situation

- Bristol has approximately 5,285 opiate and/or crack users of which 3,572 have accessed structured treatment in the two-year period 2008-10
- The link between drug use and crime is widely recognised. Providing drug treatment, within the community and in prison, reduces drug-related offending, which benefits everybody.
- Treatment must be accessible to everyone and the services we commission work with people who have a diverse range of needs

Headline measures:

- The number of clients exiting drug treatment successfully – not using illicit drugs/not using problematically (see page 4 for detailed target)
- Criminal Justice clients accessing drug treatment
- The number of young people referred into treatment

Headline Outcomes 2011-12:

- Support people to live drug free lives
- Reductions in drug related offending
- Early intervention reduces the risks associated with young people's drug and alcohol use

Activities:

- Commission a recovery focussed drug treatment system appropriate for drug users from all backgrounds in Bristol
- Work with all providers to increase the numbers of clients successfully completing and exiting the treatment system
- Increase the numbers of criminal justice clients accessing and successfully exiting structured treatment services
- Review services that are in place to work with non opiate and crack users in line with changes in drug use
- Improve uptake of employment, education and resettlement services within the Prison to support recovery within the community.

Related documents: Adult Drug Treatment Plan 2011/12 (currently not available on the website) [Young People's Substance Misuse Treatment Plan 2010/11](#)

[Bristol's Drug Treatment Service Directory 2009/10](#)

Reduce the Harm Caused by Drugs

Tackling the drugs market

Current situation

- Bristol has a thriving recreational drug demand; sought after drug treatment facilities and lower than average drug prices. This attracts additional drug users into the area. There are approximately 5,285 problematic drug users who negatively impact on the volume crime figures in Bristol
- Twelve identified drug markets fuel organised crime. They also disrupt Community Cohesion and reflect the cities Anti-Social Behaviour, Burglary, Robbery and vehicle crime hotspots.
- The drug market within Bristol Prison hinders the drug treatment cycle and efforts to reduce re-offending and encourage rehabilitation.

Headline measure:

- A thriving 'Reducing Drug Supply Group' including representatives of multi agency groups and the community oversee and coordinate Bristol's response to tackling the cities drug markets.
- CJIT workers attached to 'IMPACT' are to be made available to the Bristol Police drug unit to improve the number and quality of treatment referrals made during enforcement operations.

Headline outcomes 2011-12:

- One major open drug market dismantled, 28 dealers arrested and imprisoned resulting in enormous community satisfaction.
- A drug supply network was dismantled, with the leaders imprisoned, following an operation involving the supply of drugs to prisons in the Southwest of England.
- The disruption and imprisonment of an organised crime group involved in the use of extreme violence and intimidation, associated with their drug supply network.

Activities:

- Bristol has deployed a dedicated level one drug team to tackle identified drug hotspots utilising the partnership problem solving process, to disrupt markets and improve community cohesion.
- The team have improved links and cooperation with agencies higher up the drug supply chain ensuring that all drug activity, and initiatives, is now linked to identified drug hotspots and organised crime groups.
- Improved intelligence exchange and cooperation with HM Prison Bristol, enables joint operations to be mounted aimed at reducing the availability of drugs in prison.

Reduce the Harm Caused by Drugs and Alcohol

Alcohol Harm Reduction

Current situation

- Bristol has particular challenges in relation to hospital admissions for alcohol related harm and alcohol related crime. Bristol performs poorly against the core cities (listed on page 6).
- There were over 3,278 admissions to hospital for Bristol residents, in 2009/10, for alcohol-specific conditions.
- Alcohol misuse among domestic violence perpetrators may be up to seven times higher than in the general population*.

Headline measure:

Rate of hospital admissions per 100,000 for alcohol related harm

Headline Outcomes 2011-12:

- Identify and treat people with alcohol problems
- Improve the information available to individuals and to start the process of change in the culture of 'drinking to get drunk'
- Decrease alcohol-related crime and disorder and deliver improved services to victims and witnesses.

Activities:

- Roll out 'Alcohol Local Enhanced Services' in Primary Care. Targeting patients with hypertension or newly diagnosed depression.
- Initiate local media campaigns to inform the general public of the harm caused by excessive drinking
- The Joint Enforcement Team will target the highest risk licensed premises to improve their management and so reduce alcohol-related violent crime.

For further details refer to: [Alcohol Harm Reduction Strategy for Bristol \(2010\)](#)

* *National Alcohol Harm Reduction Strategy (2004)*

Reduce Acquisitive Crime

Burglary, Robbery, Vehicle Theft

Current situation

- There have been significant reductions in acquisitive crime over the last six years currently a 17% reduction (1,981) less crimes on last year's figures
- Bristol is ranked 5th out of the 8 core cities in England in terms of performance in reducing acquisitive crime-updating 2010/11
- We know there is a strong link between acquisitive crime and drug misuse - so tackling the supply of drugs and effective offender management are key aims. Read more about our plans to manage offenders on page 26.
- We know that victims of burglary are more likely to be targets again.

Headlines measure:

- Reduce the number of acquisitive crime incidents to below (9505) to below 2010/11 baseline
- Redland Burglary Plan reduction of 50% from 2008 to 2013
- Improve core cities ranking for acquisitive crime

Headline outcomes 2011-12:

- Improve Community Confidence by improving the feeling of safety in people's place of residence/work
- Reduce the number of repeat dwelling burglaries
- Increase the number of high risk offenders being managed through the offender management project, IMPACT (refer to page 26)
- Improve the techniques to identify unknown offenders.

Activities:

- Public awareness campaign by Neighbourhood Police Teams
- Neighbourhood Delivery Teams (NDT) to concentrate on priority locations for Burglary, Robbery and theft from motor vehicles to accelerate reduction in Acquisitive crime
- The Safer Homes Team plans to secure 1500 homes in 2011/12
- Utilise the CCTV cameras in areas of high vehicle crime to capture high resolution images to assist in capturing motor/cycle thieves
- Monitor the incident reports from the CCTV Emergency Control Room to assist in the identification of robbery hotspots.

Reduce Violent Crime

Violence and Abuse Against Women and Girls/gendered violence

Current situation

- The multi-agency partnership Domestic Violence and Abuse Strategy Group has merged with the Rape and Sexual Assault Strategy Group, into a Violence and Abuse Against Women and Girls (VAAWG) strategy group that also addresses other forms of VAAWG, such as female genital mutilation, trafficking and prostitution, as well as addressing such violence against male victims.
- Mainstream funding has now been awarded for survivor groupwork for women, community-based support of women and men victims of domestic violence and abuse (DVA) and stopping violence groupwork for male perpetrators.

Headline measure:

- VAAWG strategy to be published for consultation in July 2011.
- Reporting to the police of DVA and of crimes of sexual violence continues to increase.

Headline outcomes 2011-12:

- Ensure consistent and value for money services to prevent DVA, provide services to women, men and children and ensure all survivors/victims receive protection and justice
- Improve prevention and responses to children affected by DVA
- Increase support services for BME women and victims who present to A & E.

Activities 2010-11:

- Develop new community-based support service in north Bristol with mainstream funding.
- Increase take-up of support by victims of DVA from equalities groups.

For further details refer to new Violence and Abuse Against Women and Girls: gendered violence strategy 2011-14 – for publication July 2011

Current situation

- Violent Crime has reduced by 6%, from 13,613 incidents to 12,797 = 816 less victims (figures based on end of year figures April 2011 compared to 2010)
- During 2010, the Violent Crime Action Group targeted 20 city wide locations. Resources and initiatives were implemented with the aim of reducing and preventing violent crime. As a direct result of this, violent crime in the targeted areas reduced by 21%. This meant there were 242 less incidents of violence when comparing year to date figures from 2009/10 to 2010/11.
- There has been a -27% (1480 incidents) reduction in Assaults with Less Serious Injury from 2007/08 to 2010/11.

Headline measure:

- Decrease Violence Against a Person by 30% in 15 streets Bristol wide by April 2012
- Improve rankings in core city comparisons
- Purple Flag re-accreditation (November 2011)

Headline outcomes 2011-12:

- Improve overall operating standards of licensed premises in Bristol
- Decrease the fear of crime whilst improving community confidence
- Decrease the street violence in the city centre night-time economy.

Activities:

- Development and implementation of a rolling plan of partnership resources for enforcement visits to problem and/or key licensed premises
- Purple Flag re-accreditation action plan and on-going media plan
- Implementation of the multi agency Violent Crime Action Plan 2011/12

For further details refer to: [Purple Flag information](#)

Increase Community Confidence

Anti-Social Behaviour

Current situation

- Anti-social behaviour is consistently the major worry of communities in Bristol, though levels of ASB decreased by 8% in 2010/11
- We know that anti-social behaviour is a bigger problem in the more deprived areas of Bristol, such as Lawrence Hill, Filwood and Hartcliffe. It is also subjected to significant seasonal variance.
- Community confidence and the fear of crime often do not match the real picture of actual levels of crime. The challenge is to promote the good work of the Partnership, find out what communities really want, and take action where it is needed.

Headline measure:

- Dealing with local concerns about Anti-Social Behaviour and crime by the local council and police
 - ⇒ 2008/09 set at 24.9%; 2009/10 at 28.9%; 2010/11 at 32.9%; 2011/12 at 36.9%
 - ⇒ Current performance: 35% in 2010 as measured by the Quality of Life

Headline outcomes 2011-12:

- Improve public confidence that the council and police are dealing with crime and Anti-Social Behaviour
- Reduce public perceptions that Anti-Social Behaviour is a problem in their neighbourhood
- Improve services to vulnerable and repeat victims of Anti-Social Behaviour.

Activities:

- Ensure shared problem solving methodology is used to tackle and resolve identified priorities
- Actively publicise partnership outcomes at a neighbourhood and city-wide level
- Focus on the top 14 hotspots throughout the city
- Adopt an integrated offender management (see page 26) approach to tackle city-wide street drinking
- Engage up to 35 priority families in 2011/12 through an holistic 'think family approach' with the Family Intervention Project.

For further details refer to: [Anti-Social Behaviour Service Charter](#)

Increase Community Confidence

Hate Crime

Current situation

- The Bristol Tension Monitoring Group is a multi-agency operational group that aims to promote community relations and well being, where all members of the community can live in peace and feel safe.
- The Tension Monitoring Group provides a fortnightly snapshot of community impact tensions in Bristol, informing prevention, and co-ordinating actions to respond proactively
- The Strategic Partnership Against Hate Crime (SPAHC) group formulates and co-ordinates inter-agency policy and action on Hate Crime.

Headline measure:

- Hate Crime Needs Assessment to be produced in July 2011
- Performance scorecard to be agreed for Hate Crime services in Bristol.

Headline outcomes 2011-12:

- Increase the number of Hate Crimes being reported in Bristol
- Decrease the number of repeat victims of Hate Crime
- Improve support services to victims of Hate Crime
- Proactively intervene in community tensions that stem from racist/religious, homophobic, transphobic or disablist harassment and intolerance.

Activities:

- Deliver a casework service that meets the needs of the victim
- Raise the profile of hate crime through publicity and media
- Sustain the annual needs assessment to help target services where they are needed.

For further details refer to: [Bristol Hate Crime Strategy 2010-14](#)

Increase Community Confidence

Street Sex Work

Current situation:

- There are an estimated 300 Street Sex Workers in Bristol
- Street Sex Workers are exposed to the risks of violence, including rape, kidnap and death, sexually acquired infection and the psychological effects of their work
- The impact of on-street sex work is detrimental to community confidence and pride in the area.

Headline measure:

To reduce the harm associated with street based sex work; to the local community and to sex workers themselves.

Headline outcomes 2011-12:

- Reduce repeat offending by kerb crawlers
- Decrease the number of females, males & transgender people working as Street Sex Workers
- Reduce repeat victimisation of Street Sex Workers.

Activities:

- Increase the number of kerb crawlers who undergo the 'Change Programme'
- Provide personal safety training to street sex workers
- Increase the number of reported violence against street sex workers.

For further details refer to: [Bristol Street Sex Market Strategy 2009-12](#)

Current situation

- IMPACT is the Bristol approach to integrated offender management. There are currently 700 acquisitive offenders being managed in this way. This is set to increase to 800 as more partners join the team, such as the Criminal Justice Intervention Team. In addition, work is underway to explore how this approach could be applied to manage other types of offender, such as violent offenders
- Studies have shown that the most prolific 10% of offenders are responsible for 50% of all crime. These offenders are identified and targeted by the multi-agency approach
- The aim is to rehabilitate offenders and support them through change. The actions of IMPACT are a proven way of addressing offending behaviour.

Headline measure:

- Serious Acquisitive Crime will be reduced by 10% across Bristol in 2011/12

Headline outcomes 2011-12:

- 60% of completions will have reduce their risk of re-offending score (OASys)
- Reduced Serious Acquisitive Crime Re-offending rate
- 70% Drug Rehabilitation Requirement (court order) completions will complete their orders drug free.

Activities:

- Identify a suitable premises within which the whole IMPACT team can be co-located and move into this building by March 2012
- Expand the IMPACT approach into new crime types, identify additional resources required to deal with this into a new IMPACT team
- Develop working relationships with external providers from within and outside the criminal justice system to deliver specific activities for offenders in line with the eight pathways approach.

For further details refer to: [National Reducing Re-offending Delivery Plan](#)

Current situation

- A relatively small proportion of young people aged 10 to 17 years old become involved in the formal criminal justice system, normally between 3% - 3.5% in Bristol each year
- However, 1 in 5 of crimes are committed by 10 to 17 years old
- The majority of Anti-Social Behaviour complaints relate to young people, including the 18 to 21 years old group
- The Youth Offending Service is largely responsible for reducing re-offending amongst 10 to 17 years old in the formal Criminal Justice system, and with other agencies delivers a range of prevention and early intervention activities to deal with low-level offending and with Anti-Social Behaviour.

Headline measure:

- Reducing first time entrants in to the formal youth justice system.
- Reducing the use of custody
- Reducing re-offending

Outcomes 2008-2011 so far:

- Re-offending by 10 to 17 years old reduced by 31%
- Significant reductions of up to 60% in Anti-Social Behaviour reports in areas where prevention and early intervention activities are delivered
- Reduction of 43% in 10 to 17 years old entering the formal Criminal Justice System.

Activities:

- Provision of programmes and services to support the management and enforcement of Court Orders and post-custody licences
- Provision of a range of early interventions as part of the Youth Crime Action Plan, and in support of ASB enforcement activity, and in support of the Police in dealing with low-level offending
- Delivery of Core Case Inspection Action Plan.

For further details refer to:

[Youth Offending Team Service Delivery Plan 2008/11](#)

Useful information

Related documents:

Safer Bristol Partnership Adult Drug Treatment Plan 2011/12
(currently not available on the website)

[Bristol Drug Treatment Directory 2009-10](#)

A guide to drug treatment agencies and facilities in Bristol

[‘Delivering Safer Communities: A guide to effective partnership working’](#)

Guidance for Crime and Disorder Reduction Partnerships and Community Safety Partnerships

Useful websites:

Safer Bristol Partnership	www.saferbristol.org.uk
Bristol Partnership	www.bristolpartnership.org
Neighbourhood Partnerships	www.bristolpartnership.org
Bristol City Council	www.bristol.gov.uk
Avon & Somerset Constabulary	www.avonandsomerset.police.uk
Crimestoppers	www.crimestoppers-uk.org
Avon Fire & Rescue Service	www.avonfire.gov.uk
Home Office: Crime	www.crimereduction.homeoffice.gov.uk
Home Office: Drugs	www.drugs.homeoffice.gov.uk
National Treatment Agency	www.nta.nhs.uk

Useful numbers:

In an emergency	999	Bristol City Council:	
Non-emergency police	0845 456 7000	General Customer Service	0117 922 2000
Crimestoppers	0800 555 111	Graffiti	0117 922 2100
National Domestic Abuse helpline	0808 2000 247 <i>24 hr Freephone</i>	Drugs & Sex Litter	0117 922 2100
Hate Crime reporting:		Fly-tipping	0117 922 2100
- Homophobic call EACH	0808 1000 143	Anti-Social Behaviour	0117 922 2500
- Racist/Religion call SARI	0117 942 0060	Noise nuisance	0117 922 2500
- Disablist call WECIL	0117 903 8900	Or report online at: www.bristol.gov.uk	



West Country

CRIMESTOPPERS

0800 555 111

Call anonymously with information about crime

Produced by:

Safer Bristol Partnership

www.saferbristol.org.uk

Crime statistics by:

Avon & Somerset Constabulary

If you need this information in a different format, please contact:

Safer Bristol Partnership

Princess House

Princess Street

Bedminster

Bristol BS3 4AG

Ph: (0117) 914 2226

Fx: (0117) 914 2223

Em: safer@bristol.gov.uk