

A GUIDE TO CYCLE PARKING PROVISION

Planning, Transport & Sustainable Development

July 2005



INTRODUCTION

There is an established need for cycle parking within developments requiring planning permission and this requirement is clearly set out in Bristol's Local Transport Plan and the Bristol Local Plan. Chapter 5 of the Bristol Local Plan sets out the cycle parking standards.

Increased cycling is an important element of progressing policy aims to reduce the dependency on the use of the car. In order to achieve this, new or improved developments must cater for the needs of cyclists in the form of good quality long and short-stay cycle parking, and, where relevant, associated facilities such as changing areas, lockers and showers.

Many developments are also required to develop a Travel Plan, which will include cycle parking and internal facilities. A Travel Plan is developed and progressed over a longer time period before and after construction of the development. However, it is important that the necessary physical measures relating to cycle parking are considered at the design stage so that they are approved as part of the planning permission for the development. This will ensure that the best possible facilities for cycle parking are provided. Unfortunately, if cycle parking is considered as an after thought, it is likely to be more difficult to achieve the Bristol Local Plan standard for cycle parking.

SHORT-STAY CYCLE PARKING (Visitors/Customers)

Cycle parking facilities must be located in a safe, convenient location, usually within the curtilage of the development. Sheffield stands (defining a 'staple' or 'n' shape) are recommended for most types of development (one of which is suitable for two cycle parking spaces when installed correctly - see Figure. 5). Sheffield stands allow the cycle frame to be locked to the stand, whereas some other designs allow only the front wheel to be locked, which is less secure, and can allow the cycle to fall over.

Short-stay cycle parking needs are those required by visitors or customers to a building. It generally should be provided as close to the entrances of a building as possible. Cycle stands should be positioned so that they can be properly used, eg. with adequate clearance from walls. Signage may be required. Unfortunately there have been several well-intentioned schemes where inappropriate stands or their positioning has meant that the parking provided is difficult and less convenient to use, as indicated in Figure 1. Figure 2 indicates better examples of customer cycle parking provision.



SHEFFIELD STAND SPECIFICATIONS

Material and finish: These can vary greatly, and only the higher specification, galvanised and powder or nylon coated should be used. Stainless steel can also be used and will not rust away at ground level.

Figure 5 indicates the standard size and tube diameter above ground level and these dimensions must be used. Tube gauge (wall thickness) also varies, with heavier gauge tubing offering greater security, less vulnerability to vandals/accidents and longer life.

Mounting: Sheffield stands can either be bolted to the ground, or embedded in concrete footings. If those bolted to the ground are used, anti-theft bolts should be used, or the heads otherwise adapted to prevent unscrewing. Bolted down stands are more secure when used in a grouped “toast rack” formation, rather than individually. If an embedded mounting is used; foot plates, or the addition of pins through the stand legs greatly increases security. Do not surface mount on tarmac.

LONG-STAY CYCLE PARKING

(Staff/Occupiers)

Long-stay cycle parking needs are those required by regular users of a building, such as the occupiers of residential accommodation or staff at their place of employment.

The facilities must be located in a safe, secure, convenient, well-lit location within the curtilage of the development. Security considerations may dictate that long-term parking is provided either within the building itself or to the side or rear of the building. Whilst the need for security is important, it must also be easily accessible to the relevant cycle users, close to a convenient building entrance.

Sheffield stands are almost always the most appropriate for long-stay cycle parking. However, groups of stands should be secured within a covered, lockable shelter or compound, or within a lockable area of a building. Some examples of long stay cycle parking are shown in Figure 4.

The diagrams at Figure 5 (page 5) demonstrates the necessary space required for stands within a confined secure area.

Secure cycle lockers are also available and can be an appropriate solution for long stay cycle parking. However, cycle lockers vary greatly in the level of security offered.

Inexpensive models should only be used in supervised or semi-supervised areas. If the area is not supervised, then only the most secure lockers should be used. Vertical lockers can make better use of space but are more awkward to use.

Drawings submitted for a planning application should clearly indicate;

For short stay -

- Precise location
- Design (usually Sheffield stand)

For long stay -

- Internal building location or
- External location and design

These will form part of the planning application and must be included, or the application may be refused.

Places of employment, such as offices, factories, should also provide internal facilities such as changing rooms, lockers and showers for staff (figure 4).

Figure 1: Poor short-stay cycle parking provision



(A) Cycle stands too close to the wall, too close together, too low and are located too far away from the building entrance. The area should also be kept cleaner and more inviting.



(B) "Wheel Bender" cycle racks offer very poor security. The concealed location could invite crime and may be difficult for a user to find.

Figure 2: Good short-stay cycle parking provision



Secure Sheffield Stands in a prominent position close to the building entrance.

Figure 3: Long-stay parking provision



(A) Provision should be made to independently lock cycles within the compound - Sheffield stands make the best use of space and offer the highest security.



(B) Horizontal Cycle Lockers.

Figure 4: Internal facility



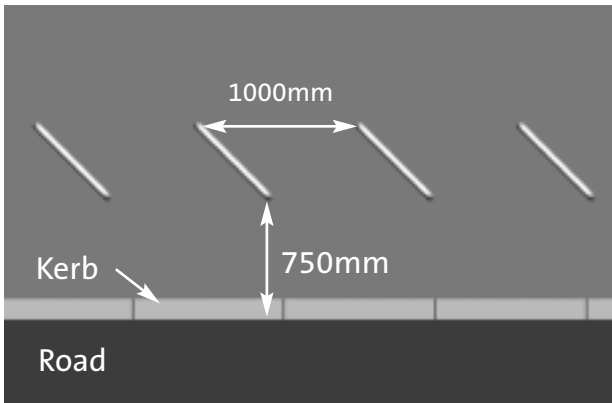
(A) Good cycle parking is complimented by good additional facilities such as lockers for helmets, clothes, equipment, including showers and drying facilities.



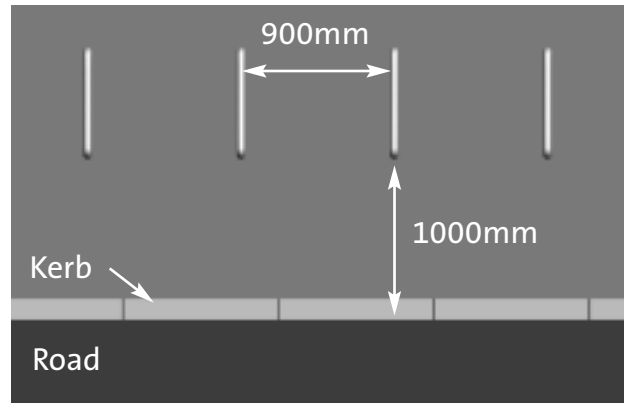
(B) Vertical Style lockers.

Figure 5: Stand layout

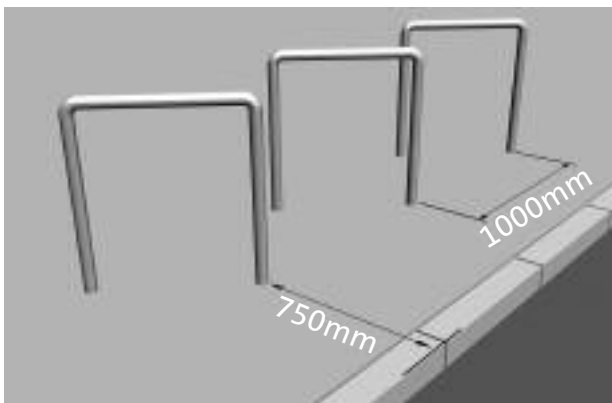
(Ai) At 45° to kerb



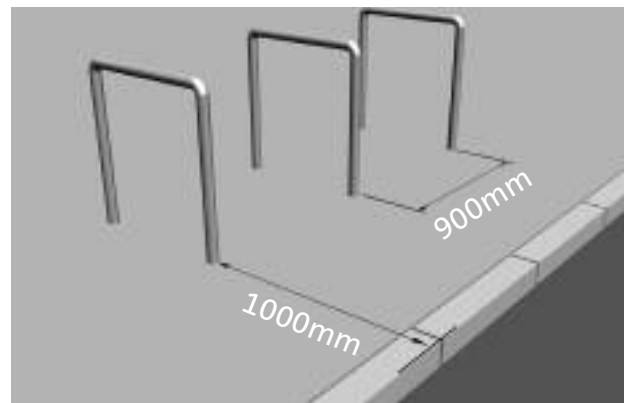
(Bi) At 90° to kerb



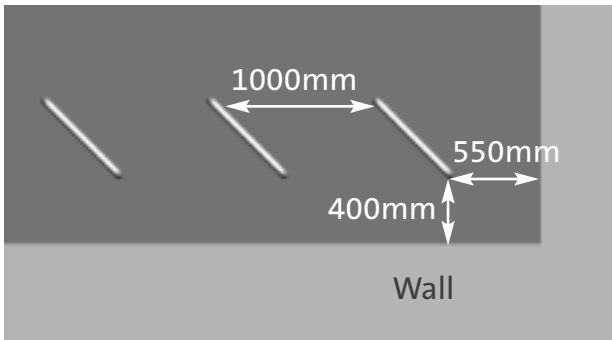
(Aii) At 45° to kerb



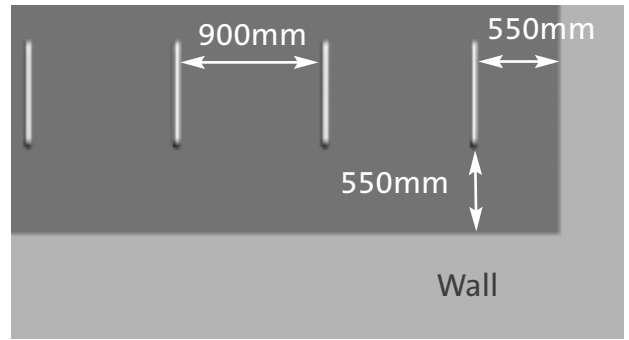
(Bii) At 90° to kerb



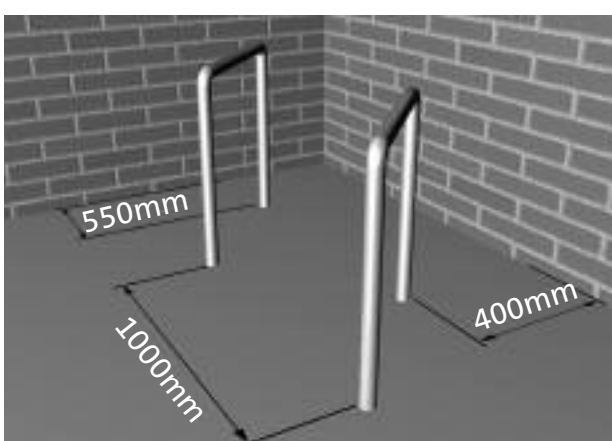
(Ci) At 45° to wall



(Di) At 90° to wall



(Cii) At 45° to wall



(Dii) At 90° to wall

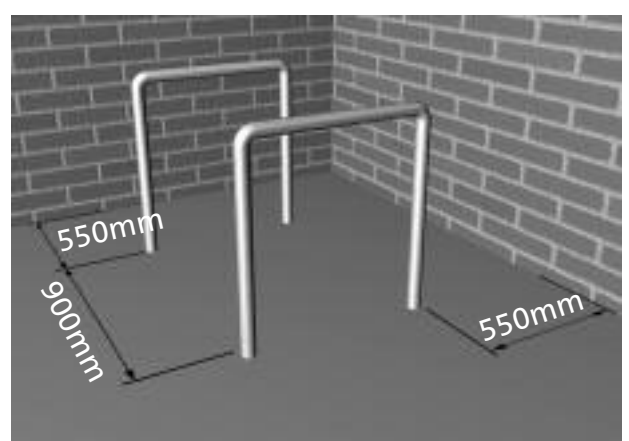
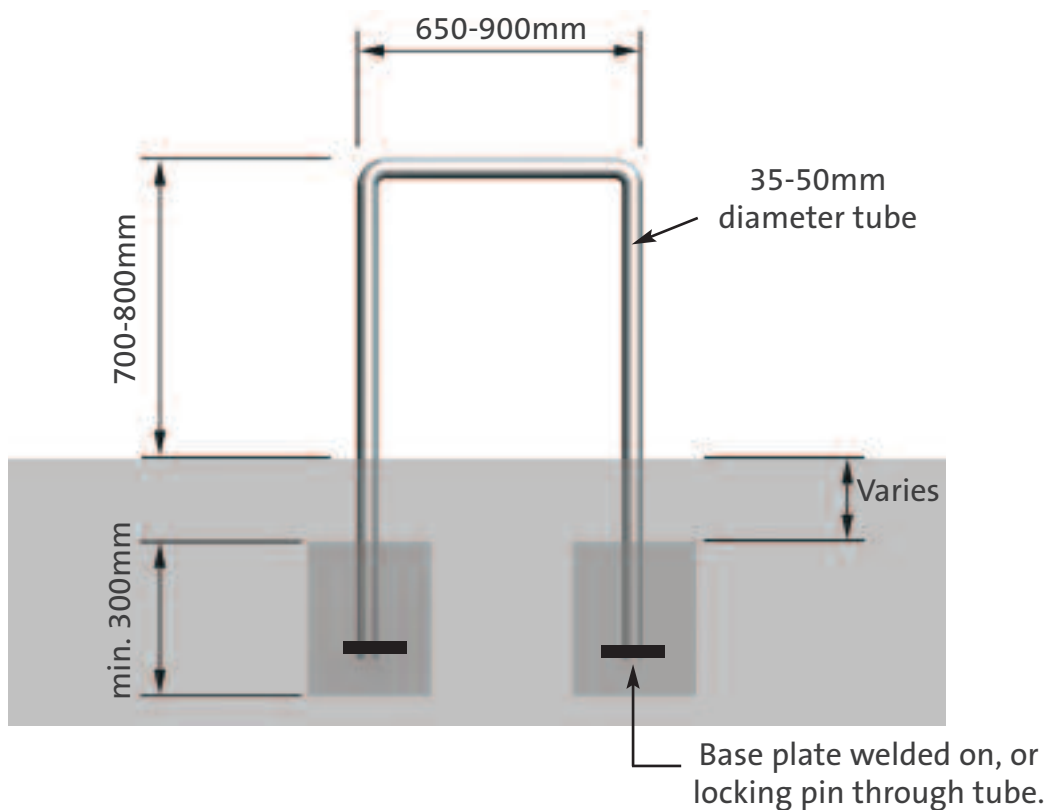


Figure 6: Dimensions for Sheffield Stands

This diagram indicates the necessary dimensions for Sheffield stands and the amount of space required around each stand. Drawings submitted for a planning application should specify the exact location and design of cycle stands, (Sheffield stands unless particular circumstances dictate otherwise) to ensure that the cycle parking is usable.



Cycle Parking Providers

A number of companies supply Sheffield stands or other alternatives, and a variety of cycle shelters / compounds / cycle lockers. Some contact details are set out below:

Supplier Equipment

Autopa Ltd

Sheffield stands, shelters

Cottage Leap

Off Butlers Leap

Rugby

Warwickshire

CV21 3XP

Tel: 01788 550556

Fax: 01788 550265

Web: www.autopa.co.uk

Equipment: Sheffield stands, shelters, cycle lockers

Broxap Mawrob

Sheffield stands, cycle lockers, shelters

121a-125a Sefton Street

Southport

Merseyside

PR8 5DR

Tel: 0870 8508683

Fax: 01782 565357/562546

Web: www.broxap.com

Equipment: Sheffield stands, shelters, cycle lockers

Cycle-Works Ltd

2 Rances Way

Winchester

Hampshire

SO22 4PN

Tel: 02392 815555

Fax: 02392 815544

Web: www.cycle-works.com

Equipment: Sheffield stands, shelters, cycle lockers

Dixon-Bate Ltd

Sheffield stands

Unit 45

First Avenue

Deeside Industrial Estate

Deeside

Clwyd

CH5 2LG

Tel: 01244 288925

Fax: 01244 288462

Web: www.dixonbate.co.uk

Equipment: Sheffield stands, cycle lockers

External Solutions Ltd

Unit 16

Queensway Business Centre

Sunlop Way

Scunthorpe

North Lincolnshire

DN16 3RN

Tel: 01724 847770

Fax: 01724 289051

Web: www.external-solutions.co.uk

Equipment: Sheffield stands, shelters

Furnitubes International Ltd

Meridian House

Royal Hill

Greenwich

London

SE10 8RT

Tel: 0208 378 3200

Fax: 0208 3783250

Web: www.furnitubes.com

Equipment: Sheffield stands, shelters

Gear-Change

Woolsbridge Industrial Park

Three Legged Cross

Wimborne

Dorset

BH2 16F

Tel: 01202 826525

Fax: 01202 824541

Web: www.gear-change.co.uk

Equipment: Self-contained cycle parking, showers and changing rooms



Glasdon Manufacturing Ltd

Industrial Estate
Poulton-le-Flyde
Lancashire
FY6 8JW
Tel: 01253 891131
Fax: 01253 891923
Web: www.glasdon.com - (Go to 'Glasdon manufacturing')
Equipment: Cycle lockers, shelters, cycle stands (not Sheffield)

Life Cycle UK

86 Colston Street
Bristol
BS1 5BB
"Take a Stand" scheme – free cycle stands to small community based organisations with limited resources (other organisations can purchase stands)
Tel: 0117 929 0440
Fax: 0117 927 7774
Web: www.lifecycleuk.org.uk
Equipment: Sheffield stands

Lowrey Contractors Ltd

200 South Liberty Lane
Bristol
BS32 2TW
Tel: 0117 963 7111
Fax: 0117 963 7111
Web: www.lowrey-contractors.co.uk
Equipment: Secure cycle parking and installation of Sheffield stands

Lock It Safe Ltd

67 Welholme Ave
Grimsby
North East Lincolnshire
DN32 0PL
Tel: 01472 346382
Fax: 01472 242092
Web: www.lockit-safe.co.uk
Equipment: Sheffield stands, cycle lockers, secure cycle compounds

Macemain + Amstad

Sheffield stands
Boyle Road
Willowbrook Industrial Estate
Corby
Northants
NN17 5XU
Tel: 01536 401331
Fax: 01536 401298
Web: www.macemainamstad.com
Equipment: Sheffield stands

Sekura-Byk

Sheffield stands, cycle lockers
Grosvenor Gouse
112-114 Prince of Wales Road
Norwich
Norfolk
NR1 1NS
Tel: 01603 620720
Fax: 01603 598789
Web: www.sekura-byk.co.uk
Equipment: Sheffield stands, cycle lockers

Theme Bins International Ltd

The Dancer
8 Peterson Road
Wakefields
WF1 4EB
Tel: 01924 217717
Fax: 01924 217718
Web: www.themebins.co.uk
Equipment: cycle lockers

Urban Engineering

Urban House
PO Box 321
Southport
Merseyside
PR8 5EG
Tel: 01704 540405
Fax: 01704 544229
Web: www.urbanengineering.co.uk
Equipment: Sheffield stands, shelters and compounds

