

JSNA Health and Wellbeing Profile 2025/26

Childhood Immunisations for Pre-School Children

Summary

Immunisation is the process whereby a person is made immune or resistant to an infectious disease, typically by the administration of a vaccine. Vaccines stimulate the body's own immune system to protect the person against subsequent infection or disease. Immunisation is a safe and cost-effective means to improve the health of populations and globally is estimated to save between 2 and 3 million lives per year¹. The World Health Organisation (WHO) states that after clean water, vaccination is the most effective public health intervention in the world.

This JSNA chapter covers immunisations routinely administered to pre-school children in the UK in accordance with the NHS vaccination schedule². There is a linked chapter which covers immunisations for school-age children.

Local context

The uptake rates for all of the pre-school immunisations in Bristol are significantly lower than South West regional averages but largely in line with the national averages. Coverage has been declining over the last 5-10 years for the majority of pre-school vaccinations, and during the most recent year of data collection, uptake declined locally for all but one of the 14 pre-school immunisations monitored in this report, and nationally for all of them. In comparison, school-age immunisations are generally improving but are still lagging behind national and regional averages.

There is significant variation across Bristol in pre-school vaccination uptake rates and, unlike many other Public Health indicators, this variation does not clearly correspond with deprivation.

National targets and herd immunity

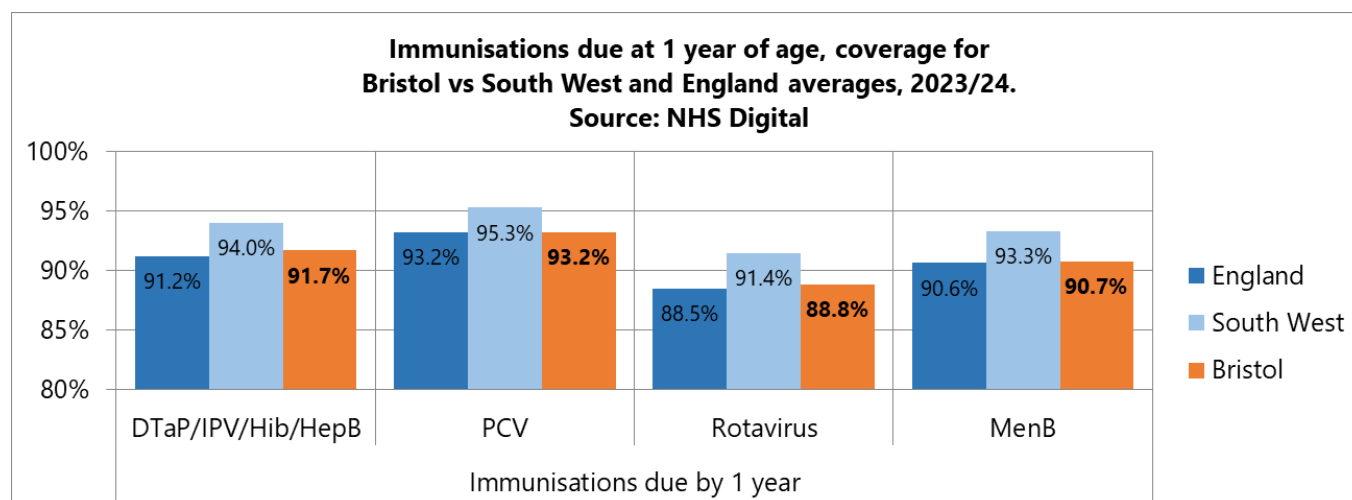
For most immunisations, the WHO states a target of immunising at least 95% of all children because this is the level where 'herd immunity' can be achieved. Herd immunity occurs when a high percentage of the population are vaccinated, making it difficult for a disease to spread because there are so few unprotected people left to infect.

This means that the few people unable to receive vaccinations (e.g. because they are too young or are having treatment for other diseases which prevents them from having vaccinations) can still be protected from catching the disease because there is less of it circulating¹. In order for immunisation to be effective, it is therefore vital to monitor the coverage levels within the population. What follows are the latest data available on pre-school immunisation coverage levels for Bristol.

Immunisations due by 1 year old

- Diphtheria, tetanus, polio, pertussis, Haemophilus influenza type B and hepatitis B* (6-in-1; DTaP/IPV/HIB/HepB*)
- Pneumococcal disease (PCV)
- Rotavirus
- Meningitis B (MenB)

Figure 1: Immunisations due at 1 year of age, coverage for Bristol vs South West and England averages, 2023/24.
Source: NHS Digital

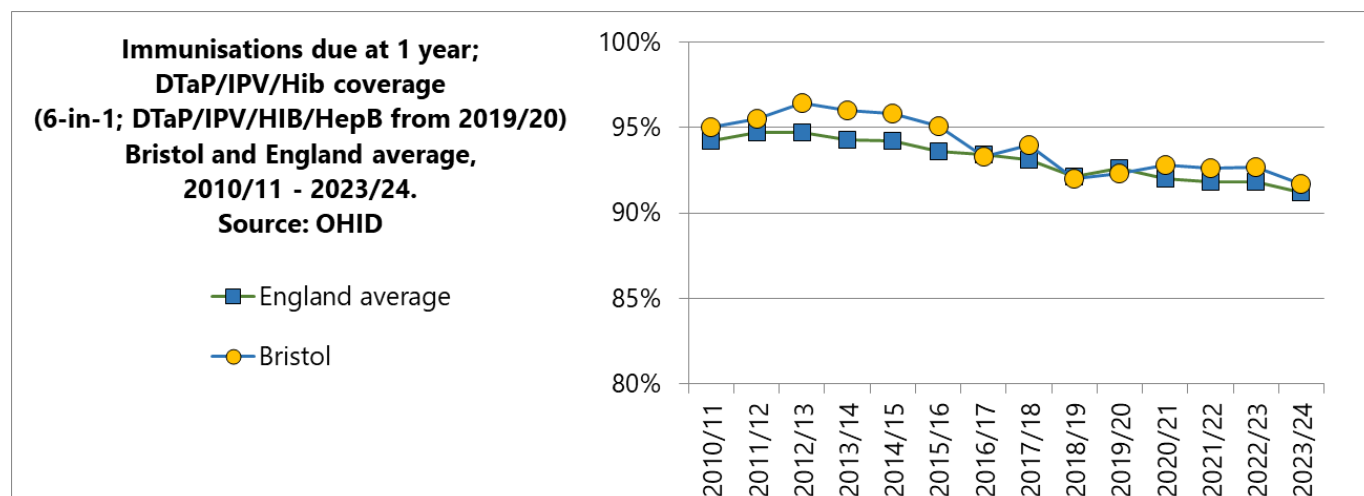


Diphtheria, tetanus, polio, pertussis, Haemophilus influenza type B and hepatitis B (6-in-1; DTaP/IPV/HIB/HepB) is a single vaccination that protects children against six serious diseases; Diphtheria, Tetanus, Pertussis (Whooping Cough), Polio, Haemophilus influenza type B (a cause of meningitis and pneumonia as well as other types of infection) and hepatitis B. By the age of one year a child is recommended to have been given 3 doses of the vaccine; all three doses are required to protect the child. Immunisation against hepatitis B was added to the previous 1-in-5 vaccination with effect from 2019/20, but the scheduling of this vaccination remains unaltered.

Figure 2 overleaf shows that the uptake in Bristol has mainly fallen since 2012/13, although there have been some fluctuations in uptake rates during that time, and signs of some recovery 2018/19 to 2020/21. Coverage has declined a little again over the three years since then to 91.7% in 2023/24. Uptake in Bristol is at present statistically similar to the England average (91.2%), and below the south-west regional average (94.0%), as it has been since 2016/17.

The 2023/24 coverage amongst the English Core Cities, a better comparator for Bristol than the SW region, ranged from 84.2% in Liverpool to 92.6% in Newcastle-upon-Tyne. Bristol's coverage is towards the top of this range. The Bristol coverage for this vaccination remains some way short of the 95% population coverage target for herd immunity.

Figure 2: DTaP/IPV/HIB coverage (6-in-1; DTaP/IPV/HIB/HepB from 2019/20) at 1 year of age, Bristol and England averages, 2010/11 - 2023/24. Source: Office for Health Improvement & Disparities



PCV (or pneumococcal conjugate vaccine) protects against an infection which can cause serious and potentially life threatening pneumonia, meningitis and septicaemia.

There has been a change recently to the scheduling and administration of this immunisation which should be borne in mind when interpreting the trends in coverage. All babies born on or after 1 January 2020 received their 1st dose of PCV at 12 weeks of age. Prior to this, PCV primary at 12 months was 2 doses administered at 8 and 16 weeks. 2021/22 was the first year that coverage reported was based on the single dose primary course, and no data is available for the year 2020/21.

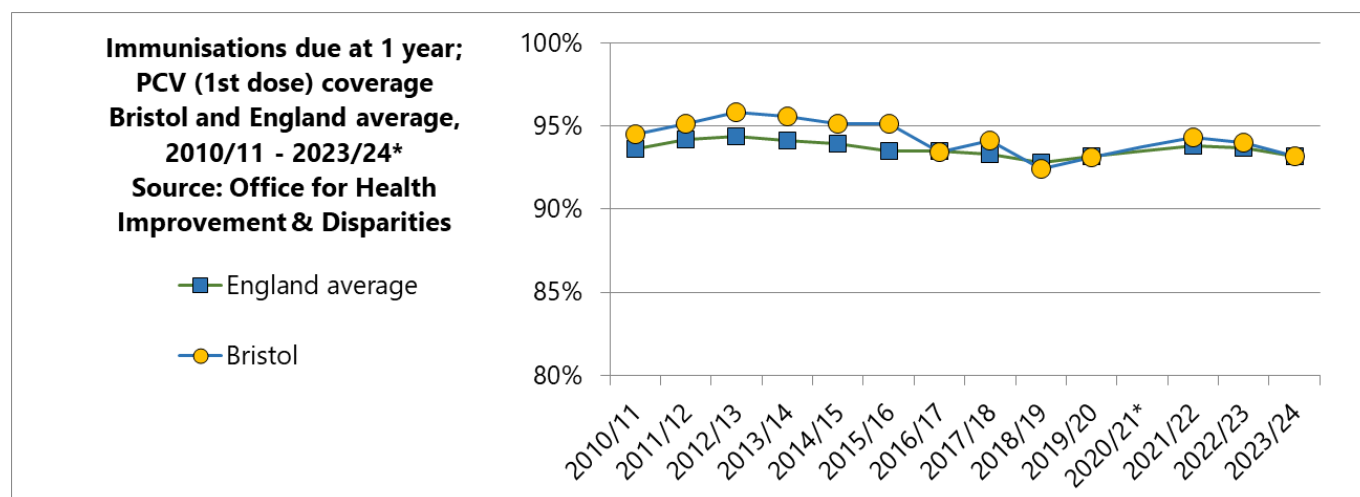
Figure 3 overleaf shows that the uptake of this vaccine in Bristol fell overall during the period between 2012/13 (95.8%) and 2018/19 (92.4%), but subsequently and since the change to a single dose primary course, the coverage recovered to 94.3% in 2021/22 and 94.0% in 2022/23. The latest annual data suggests however that this improvement may now have stalled and uptake fell a little to 93.2% in 2023/24. Since 2016/17, uptake in Bristol has been statistically similar to the national average and that remains the case in 2023/24. Coverage in Bristol remains a little short of the 95% population coverage target for herd immunity.

During 2023/24 Bristol had the third highest coverage (out of 8) for this immunisation within the English Core Cities group, which ranged from 86.9% in Birmingham to 95.7% in Newcastle-upon-Tyne.

Rotavirus is a highly infectious stomach bug that typically strikes babies and young children, causing an unpleasant bout of diarrhoea, sometimes with vomiting, tummy ache and fever. Most children recover at home within a few days, but nearly 1 in 5 will need to see their doctor, and 1 in 10 of these end up in hospital as a result of complications such as extreme dehydration. Since its introduction into the vaccination programme, the rotavirus vaccine has prevented more than 70% of cases. The vaccination is delivered as 2 oral doses between 8 and 12 weeks of age².

The Bristol uptake of this immunisation by 2022/23 (88.6%) had declined for two years since 2020/21 (91.0%), but improved slightly during 2023/24 to 88.8%, statistically similar to the national average (88.5%). Bristol uptake for this vaccination remains well below the south-west regional average (91.4%) and is fairly average in comparison to the Core Cities comparator group where uptake ranges from 79.9% in Birmingham to 95.7% in Newcastle-upon-Tyne.

Figure 3: PCV (1st dose) coverage at 1 year of age, Bristol and England averages, 2010/11 - 2023/24*. Source: Office for Health Improvement & Disparities



*PCV coverage data at 12 months was unavailable in 2020-21 due to a change in the schedule for this vaccine

MenB - Meningococcal disease occurs due to infection by a bacteria that can cause both meningitis (infection of the membrane that covers the brain inside the skull), and septicaemia (infection of the blood stream). This vaccine is against type B (MenB), which is responsible for more than 90% of meningococcal infections in young children, an infection that can lead to serious illness, potentially cause brain damage, amputations and even death².

In 2023/24, 90.7% of children in Bristol had the MenB vaccine by the age of 1, lower than the equivalent statistic for 2022/23 (91.7%), the south-west regional average (93.3%) and the 95% population coverage target for herd immunity, but statistically similar to the national average (90.6%).

Variation across Bristol in childhood immunisation coverage – At 1 year

Local authority Public Health teams do not routinely have access to up-to-date immunisation uptake analyses at a very detailed granular level in relation to where our residents live, their ethnicity or other important equality characteristics. This can prove a significant barrier to understanding the variation in uptake within the LA area of responsibility.

Annual uptake statistics by GP practice where the vaccination is delivered by GP practice based teams or staff (as for all childhood pre-school immunisations), allow for some insight into the variation across the LA area. In Bristol we are able to map our wards in an approximate fashion to those GP practices that mainly serve their residents, in the form of GP localities. The map overleaf (figure 4) indicates which wards relate to which GP localities via a best-fit methodology.

For all of the immunisations due in the first year of life, the Inner City and East locality has the lowest uptake, below the city average. The uptake in the other two localities is typically closer and above the city average. Deprivation tends to be associated with a lower level of immunisation uptake on average but the GP localities are not particularly homogenous in terms of the levels of deprivation to be found within their boundaries, and other analyses where more detailed granular data was available previously, has tended not to identify deprivation in isolation as the strongest predictor of uptake levels. What tends to be found is that deprivation working in combination with a number of other cultural and demographic factors will explain much more of the variation in uptake. Inner City and East has much higher levels of ethnic diversity than the other localities and this is believed to be another important contributory factor to lower uptake in this area.

Figure 4: Bristol GP localities mapped to Bristol LA wards. Source: Bristol City Council Public Health

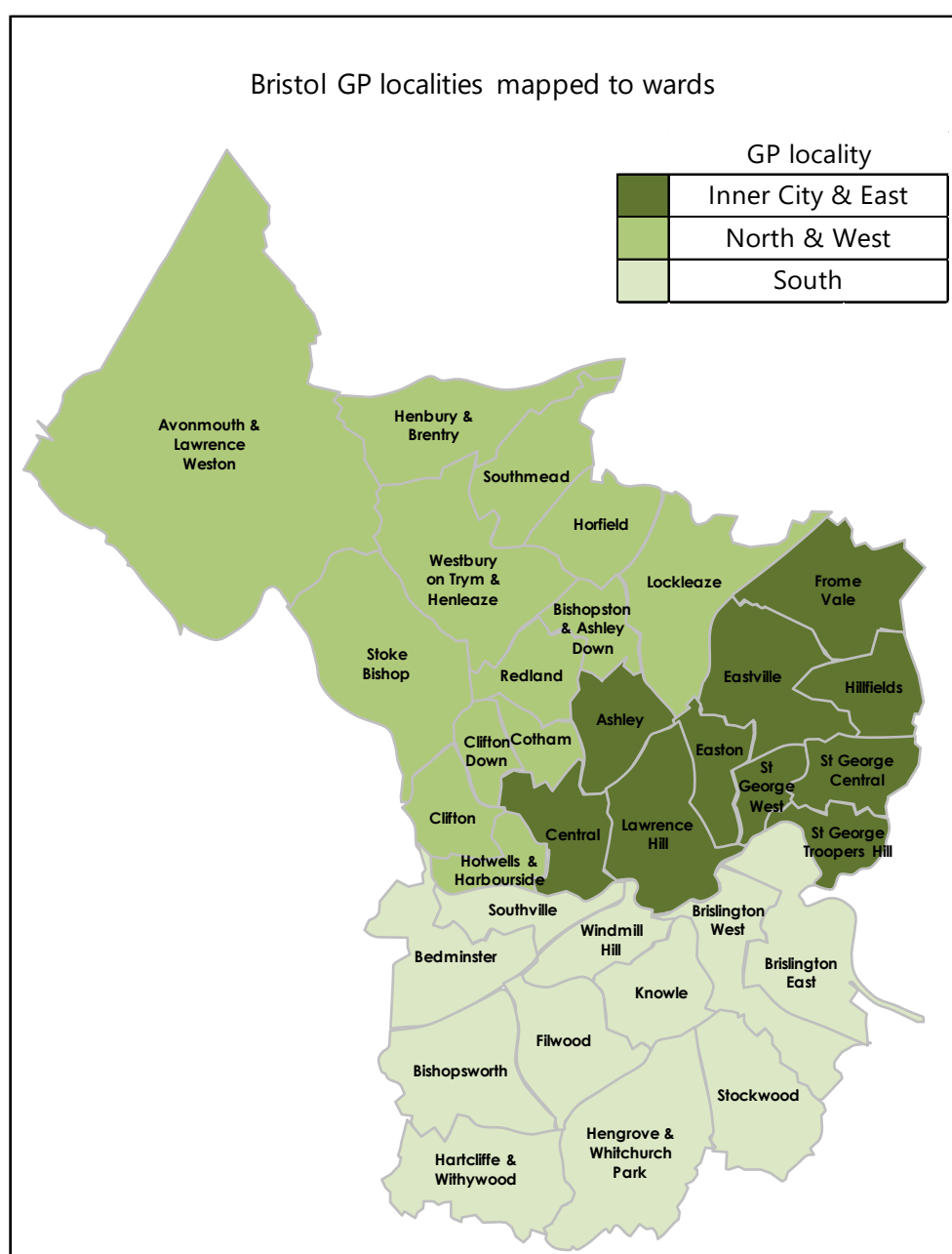
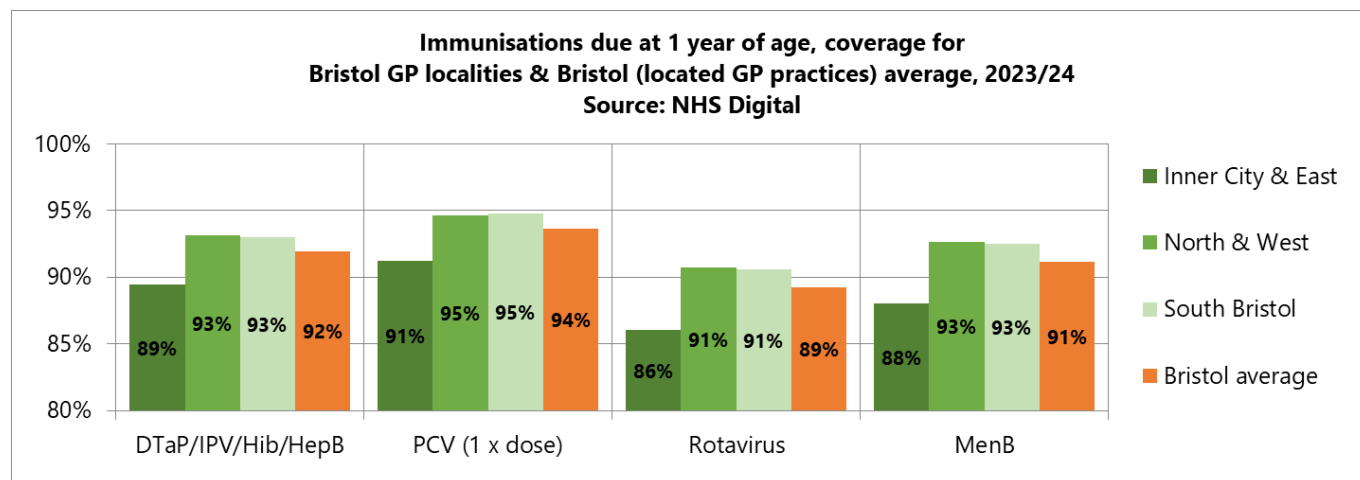


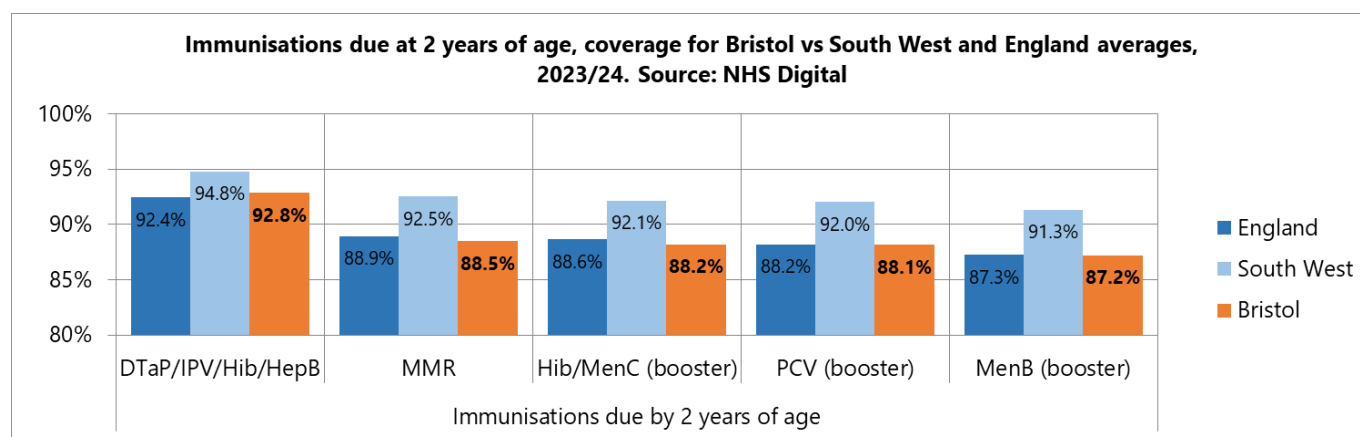
Figure 5: Immunisations due at 1 year of age, coverage for Bristol GP localities vs Bristol average, 2023/24. Source: NHS Digital



Immunisations due by 2 years old

- Diphtheria, tetanus, polio, pertussis, Haemophilus influenza type B and hepatitis B* (6-in-1; DTaP/IPV/HIB/HepB*)
- Measles, mumps and rubella (MMR) – one dose
- Haemophilus influenzae type b and meningitis C (Hib/MenC) - booster
- Pneumococcal disease (PCV) - booster
- Meningitis B (MenB) – booster

Figure 6: Immunisations due at 2 years of age, coverage for Bristol vs South West and England averages, 2023/24. Source: NHS Digital

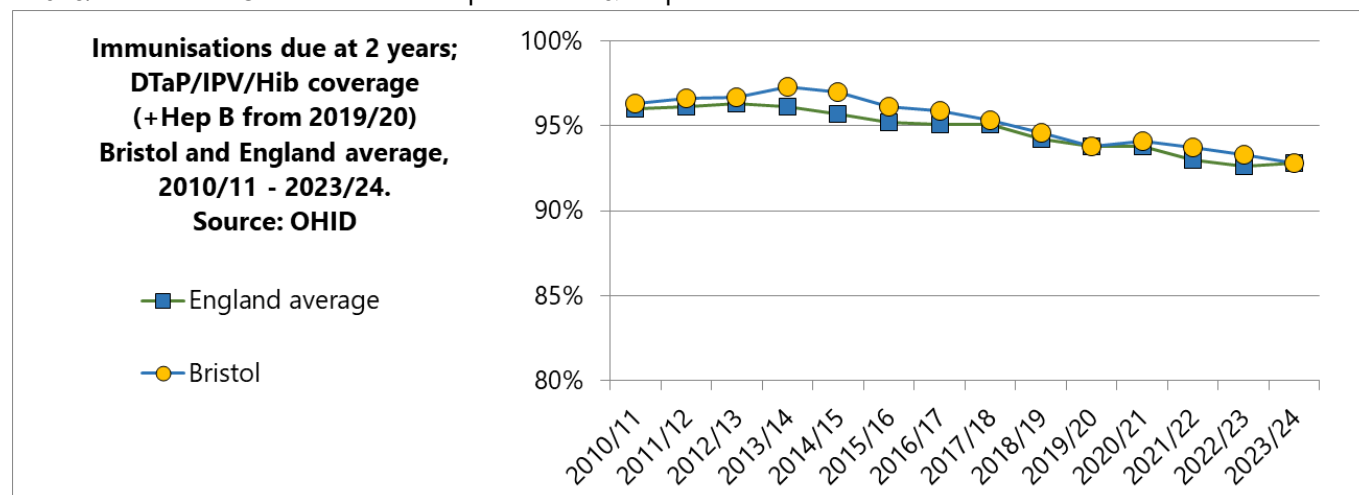


Diphtheria, tetanus, polio, pertussis, Haemophilus influenza type B and hepatitis B (6-in-1) By the age of two years old, a child should have been given 3 doses of the vaccine (NB same doses as above, due to be given by 1 years old).

The 2023/24 uptake of this vaccine in Bristol, by 2 years of age was (92.8%), statistically similar to the national average (92.4%) but below the south west regional average (94.8%) and the 95%

population coverage target for herd immunity. From 2013/14 to 2023/24 the uptake rate in Bristol fell year-on-year, in all but one year (2020/21) from a peak of 97.3% to 92.8% in 2023/24.

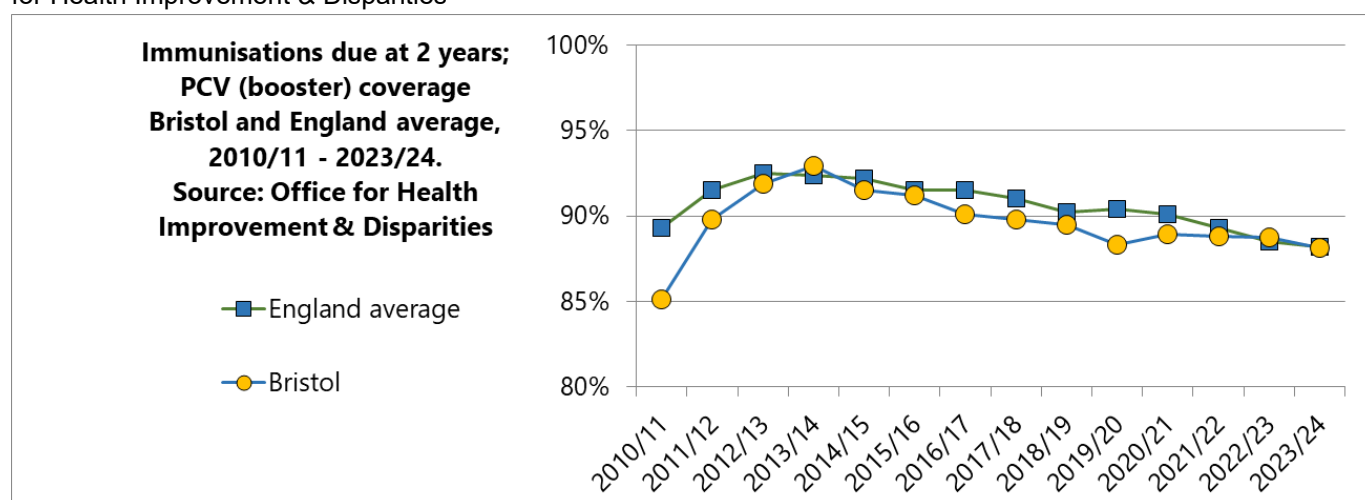
Figure 7: DTaP/IPV/Hib (+Hep B from 2019/20) coverage at 2 years of age, Bristol and England averages, 2010/11 - 2023/24. Source: Office for Health Improvement & Disparities



PCV booster – For children born prior to January 2020, in addition to the 2 doses of the PCV vaccine during their first year of life, a booster dose is due in the following year, before their second birthday.

The uptake of the PCV booster vaccine in Bristol fell between 2013/14 and 2019/20 (from 92.9% to 88.3%). Since then uptake in Bristol recovered a little to 88.8% in 2021/22 but has declined a little once more to 88.1% by 2023/24. The uptake in Bristol is statistically similar to the England average of 88.2%. Bristol uptake for this vaccination remains well short of the 95% population coverage target for herd immunity.

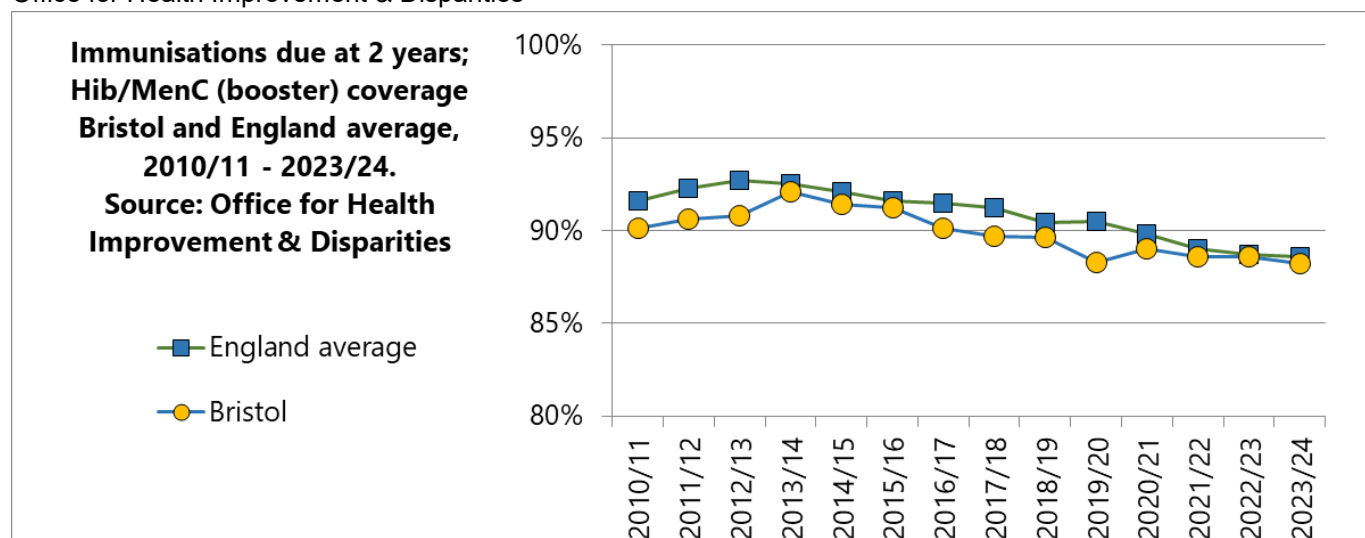
Figure 8: PCV booster coverage at 2 years of age, Bristol and England averages, 2010/11 - 2023/24. Source: Office for Health Improvement & Disparities



Hib / MenC booster - The Hib / MenC vaccine is a single injection given to 1-year-old babies to boost their protection against *Haemophilus influenzae* type b (Hib) and meningitis C. Hib and meningitis C infections are serious and potentially fatal. They can both cause meningitis and blood poisoning (septicaemia)².

The Bristol uptake of this immunisation in 2023/24 was 88.2%, statistically similar to the national average (88.6%) but significantly lower than the south-west regional average (92.1%). The trend in the uptake for this vaccine is similar to that for the PCV booster, described above, of decline from 2013/14 until 2019/20, but more consistent coverage since then effectively closing the gap with the equivalent national average which continued to decline over this period. Bristol's uptake having been lower than the national average from 2016/17 to 2019/20.

Figure 9: Hib/MenC booster coverage at 2 years of age, Bristol and England averages, 2010/11 - 2023/24. Source: Office for Health Improvement & Disparities



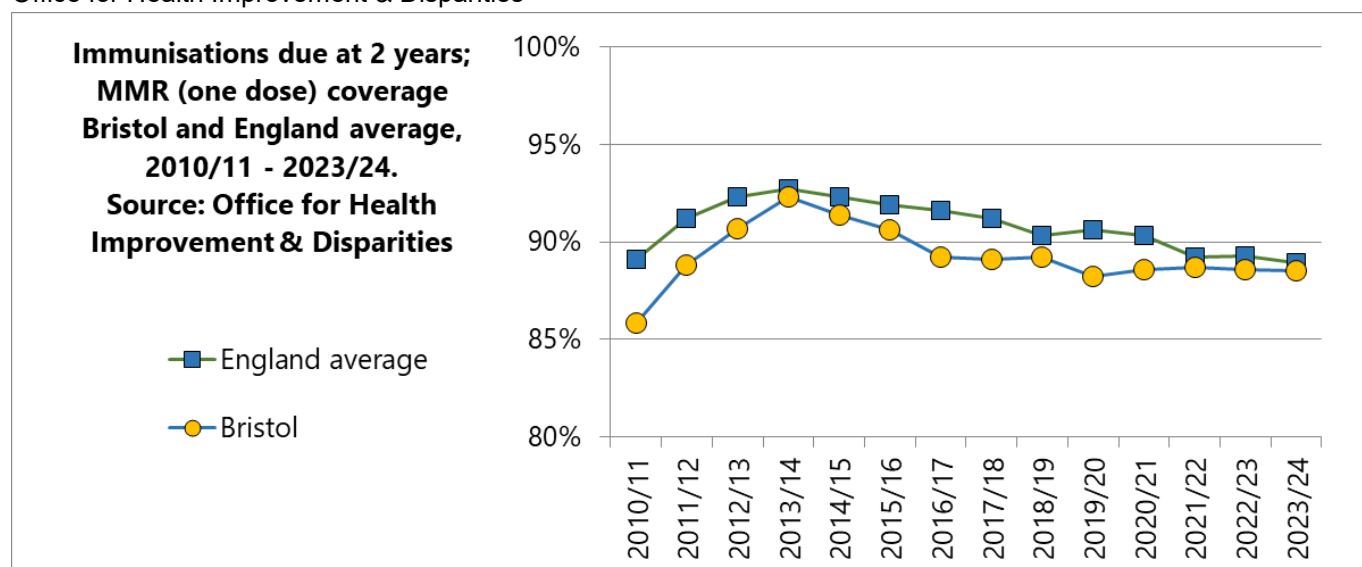
MMR one dose - Measles, mumps and rubella (MMR) are highly infectious conditions that can have serious, potentially fatal complications, including meningitis, swelling of the brain (encephalitis) and deafness. They can also lead to complications in pregnancy that affect the unborn baby, and can lead to miscarriage². The MMR single vaccine protects against Measles, Mumps and Rubella (German measles). One dose should be received by 2 years age (usually around 12 months).

Nationally, MMR uptake was low during the 1990s, partly due to the reported link between MMR, bowel disease and autism. This link has since been firmly discredited, and uptake has risen, but as coverage has failed to reach the 95% population coverage target for herd immunity there have still been outbreaks of measles in the UK.

The uptake of one dose of MMR by age 2 years fell considerably for three years from 2013/14 in Bristol, but this decline appears to have slowed from 2016/17 as seen for several other immunisations delivered in the second year of life. There has been a slight recovery in uptake in Bristol since the lowest point in recent trends (88.2% in 2019/20) but rates do not appear to have improved significantly over the last 4 years. The 88.5% uptake in Bristol in 2023/24 was statistically similar to the national average (88.9%) but was still well below the 95% population target for herd immunity and remains significantly lower than the south-west regional average (92.5%).

The coverage in the English Core Cities ranges from 79.8% in Birmingham to 91.3% in Newcastle-upon-Tyne, Bristol's coverage is towards the top of this range.

Figure 10: MMR (one dose) coverage at 2 years of age, Bristol and England averages, 2010/11 - 2023/24. Source: Office for Health Improvement & Disparities

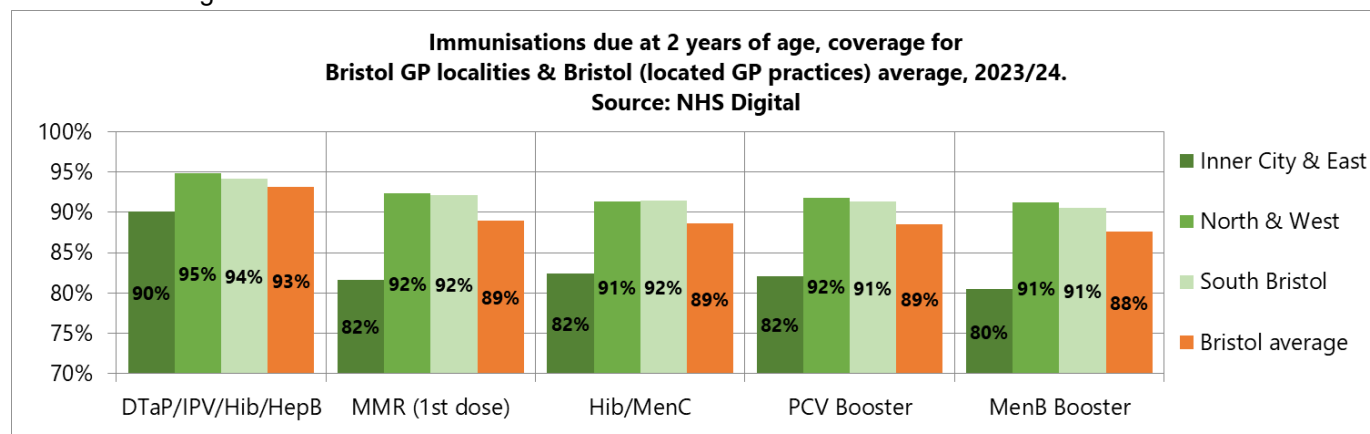


Variation across Bristol in childhood immunisation coverage – At 2 years

Please see the description of this analysis for the immunisations due by 1 year of age.

As observed for the childhood vaccinations due by 1 year of age, Inner City and East locality has the lowest uptake levels for all of the immunisations due by 2 years of age also. Similarly, the other localities have much higher and more similar levels of uptake, above the city average.

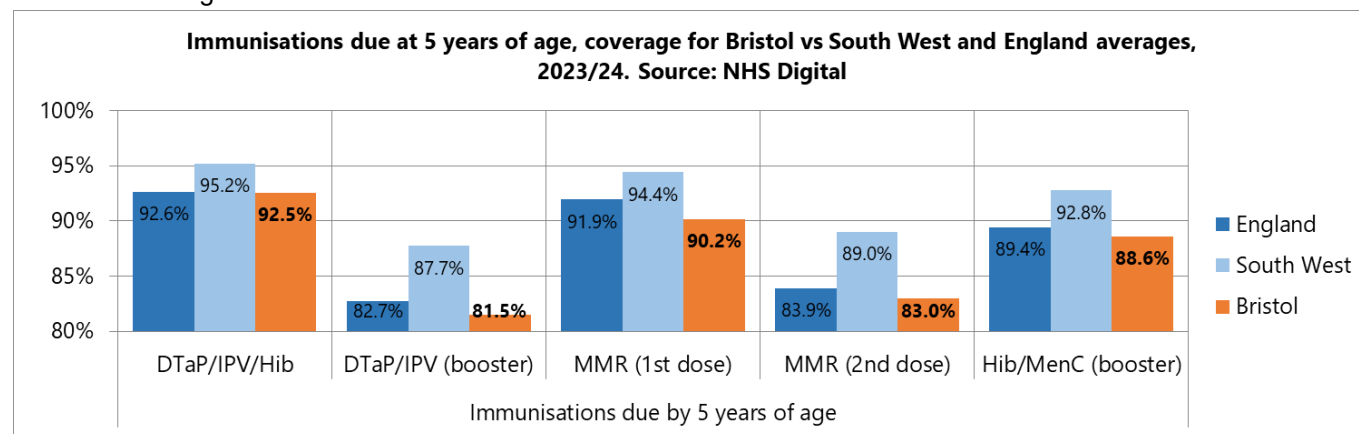
Figure 11: Immunisations due at 2 years of age, coverage for Bristol GP localities vs Bristol average, 2023/24. Source: NHS Digital



Immunisations due by 5 years old

- Diphtheria, tetanus, polio, pertussis and Haemophilus influenza type B (DTaP/IPV/HIB) – Primary course
- Diphtheria, tetanus, polio and pertussis (DTaP/IPV booster)
- Measles, mumps and rubella (MMR) – First dose
- Measles, mumps and rubella (MMR) – First and second doses
- Haemophilus influenzae type b and meningitis C (Hib/MenC – booster)

Figure 12: Immunisations due by 5 years of age, coverage for Bristol vs South West and England averages, 2023/24.
Source: NHS Digital



Diphtheria, tetanus, polio, pertussis and Haemophilus influenza type B (DTaP/IPV/HIB) –

A child should have been given 3 doses of the vaccine by the time they are 1 year old, but if a dose is missed it can be given at a later date.

The 2023/24 uptake of this vaccine in Bristol, by 5 years of age was (92.5%), below the 95% population coverage target for herd immunity and the south-west regional average (95.2%), but similar to the national average (92.6%).

Diphtheria, tetanus, polio and pertussis (DTaP/IPV booster) – This immunisation is offered pre-school, typically from 3 years and 4 months of age onwards, to boost protection against diphtheria, tetanus, polio and pertussis (whooping cough) even further than the vaccine referred to above.

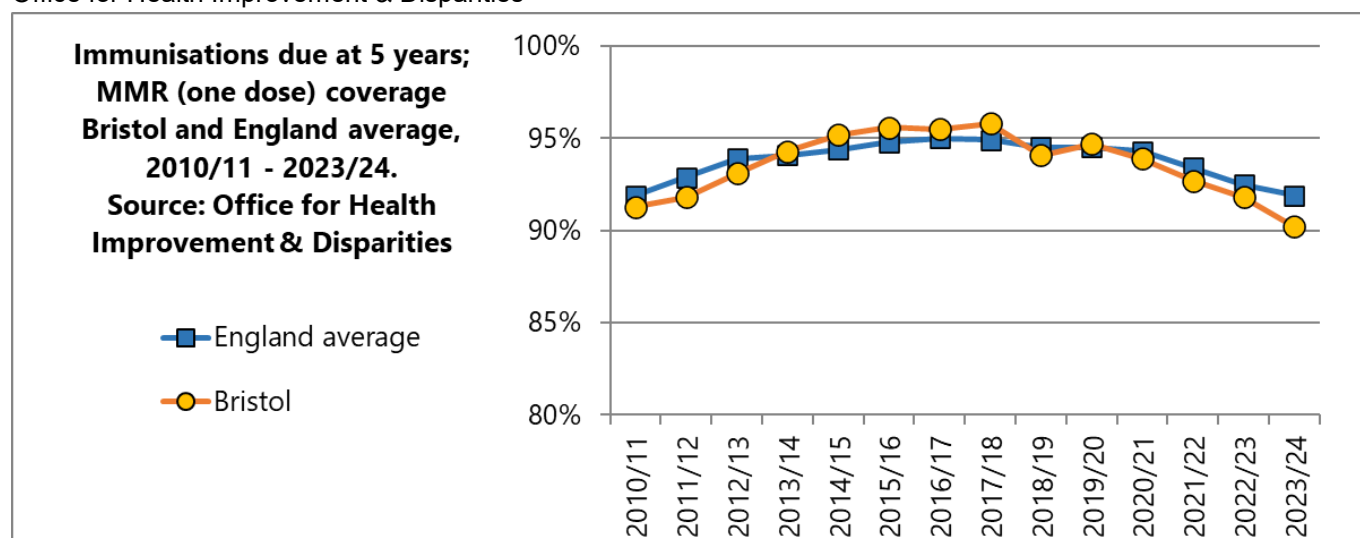
The 2023/24 uptake of this vaccine in Bristol, by 5 years of age was (81.5%), lower than the national average (82.7%) and well below the south-west regional average (87.7%).

Measles, mumps and rubella (MMR) – Two MMR doses should have been received by the age of 5 years (one at about 12 months and one at about 3 & ½ years of age).

In Bristol in 2023/24, the proportion of 5 year olds that had received at least one dose of MMR vaccine by this age, was 90.2%, significantly lower than the national average (91.9%) and the south west regional average (94.4%). Figure 13 overleaf shows that after many years of largely increasing uptake, there has been year-on-year decline for the last 4 years lowering coverage in Bristol from 95% to almost 90%.

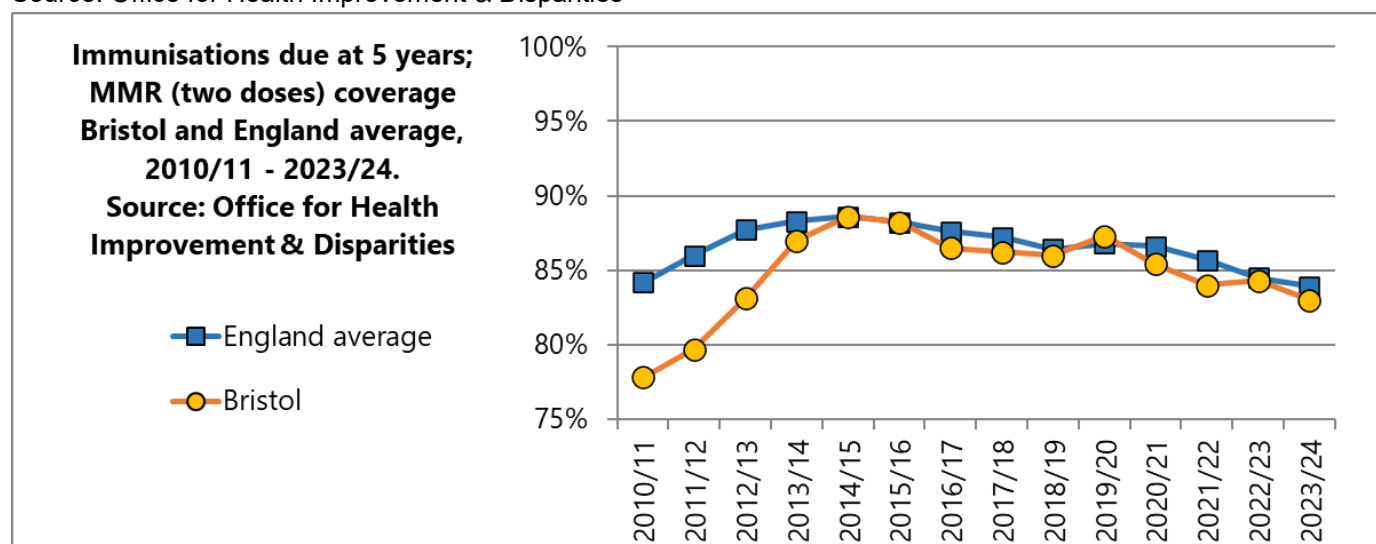
A single immunisation with the MMR vaccine will provide most recipients with protection from mumps, measles and rubella, but a second vaccination provides superior and longer lasting protection and so a second dose is recommended.

Figure 13: MMR (one dose) coverage at 5 years of age, Bristol and England averages, 2010/11 - 2023/24. Source: Office for Health Improvement & Disparities



In Bristol in 2023/24, uptake of two doses of the MMR vaccine at 5 years of age, was 83.0%, lower than the 2022/23 uptake (84.3%) and seemingly a continuation of the overall decline in coverage rates seen since 2019/20, despite a small improvement seen from 2021/22 to 2022/23. Bristol uptake for two doses at present is statistically similar to the national average (83.9%) but significantly lower than the south-west regional average (89.0%). Bristol's uptake of two doses of MMR vaccine at 5 years of age is towards the top of the range for the Core Cities group, where coverage in 2023/24 ranged from 73.4% in Liverpool to 86.2% in Sheffield. Uptake in Bristol has been declining in most years since 2014/15, as has been the situation nationally also.

Figure 14: MMR (two doses) coverage at 5 years of age, Bristol and England averages, 2010/11 - 2023/24. Source: Office for Health Improvement & Disparities



Haemophilus influenza type b and meningitis C (Hib/MenC – booster) – A booster dose of Hib/MenC vaccine is recommended around 1 year of age and would not ordinarily be used for older children, so the coverage rates published for Hib/MenC booster immunisation at 5 years of age mainly relate to previous trends in uptake at 2 years of age.

The proportion of Bristol 5 year olds that had received a Hib/MenC booster by the time of their 5th birthday, in 2023/24, was 88.6%, similar to the national average (89.4%) but considerably lower than the south west regional average (92.8%).

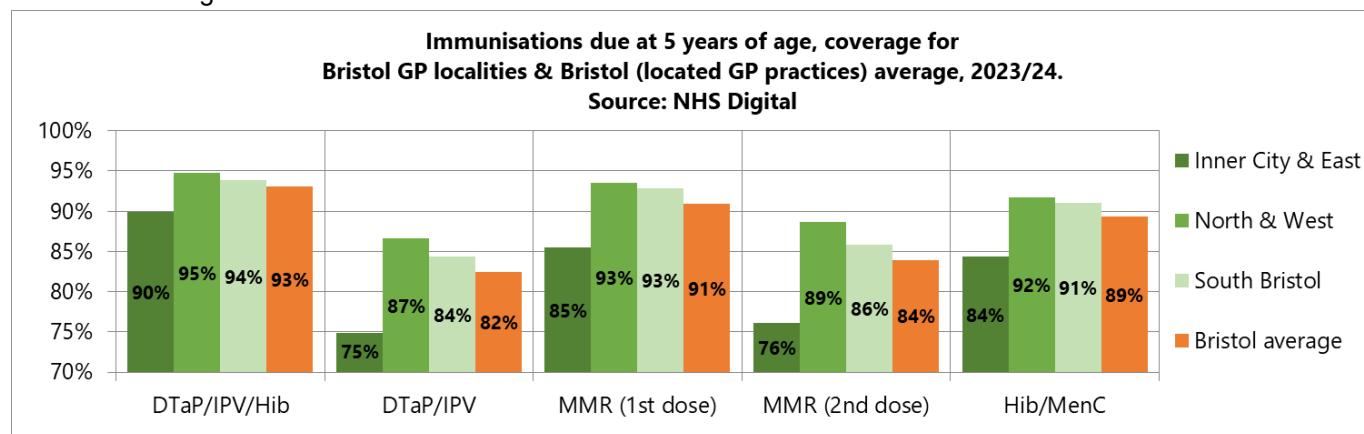
Variation across Bristol in childhood immunisation coverage – By 5 years of age

Please see the description of this analysis by GP locality for the immunisations due by 1 year of age.

As observed for immunisations due by 1 or 2 years of age, Inner City and East locality has the lowest average level of uptake for all childhood immunisations due by the age of 5 years.

The apparent disparity between the uptake for Inner City and East and the other localities is a little less pronounced for those vaccinations that could have been delivered at an earlier age (DTaP/IPV/HIB, 1st dose of MMR and Hib/MenC), so it is possible that a proportion of children in Inner City and East are subject to delayed vaccination rather than an avoidance or refusal of vaccination altogether. They appear in effect to catch-up by age 5, to a certain extent for these immunisations where the opportunity is available, for example there was a 3% increase in 1st MMR dose uptake between the cohorts aged 2 and age 5 in Inner City and East locality apparent from the data for 2023/24, and less increase between these age cohorts for the other two Bristol localities. However, for the other two immunisations routinely delivered later in life (DTaP/IPV booster and the 2nd dose of MMR), the disparity between the uptake in the Inner City and East and the other two localities, is much larger than was observed for the vaccinations due by the age of 2 years, at approximately 10%.

Figure 15: Immunisations due at 5 years of age, coverage for Bristol GP localities vs Bristol average, 2023/24. Source: NHS Digital



Covid-19 Impact:

Although childhood immunisations were not paused at any point during the pandemic, the impact of COVID-19 on the ability of primary care teams and school age immunisations teams to deliver these core immunisations was evident. However, it's important to note that coverage of childhood immunisations has been below 90% in Bristol for at least the last 4 years, and longer for the pre-school immunisations given at 3 years and 4 months. System work to improve uptake across the city and within areas / populations where uptake is low is ongoing to reduce the risk of vaccine preventable infectious disease harms.

Further Information / References:

- 1) World Health Organization. <https://www.who.int/topics/immunization/en/>
- 2) NHS. <https://www.nhs.uk/conditions/vaccinations/nhs-vaccinations-and-when-to-have-them/>
- 3) Office for Health Improvement & Disparities – Fingertips tool: <https://fingertips.phe.org.uk/>
- 4) Childhood Vaccination Coverage Statistics- England, 2023-24: <https://digital.nhs.uk/data-and-information/publications/statistical/nhs-immunisation-statistics/england-2023-24>
- 5) Cover of vaccination evaluated rapidly (COVER) programme: annual data. Supplementary GP vaccination coverage, England (COVER programme): April 2023 to March 2024: <https://www.gov.uk/government/publications/cover-of-vaccination-evaluated-rapidly-cover-programme-annual-data>

Date updated: April 2025**Next Update Due:** April 2026