

Consultation and Engagement



Leisure Facilities Investment Strategy Consultation

**Final Report
21 January 2022**

Contents

1	Introduction	4
1.1	Context.....	4
1.2	How this report will be used	5
1.3	Structure of this report.....	5
2	Methodology	6
2.1	Survey.....	6
2.1.1	Survey information.....	6
2.1.2	Survey questions	6
2.1.3	Alternative formats.....	8
2.2	Other correspondence	8
2.3	Promotion of the consultation.....	8
3	Survey response rate and respondent characteristics	10
3.1	Response rate to the survey	10
3.2	Geographic distribution of responses.....	10
3.3	Response rate from areas of high and low deprivation	11
3.4	Characteristics of respondents.....	13
4	Survey responses to quantitative questions about the strategy	19
4.1	Agreement or disagreement with the overall approach in the strategy.....	19
4.1.1	All respondents.....	19
4.1.2	Views on the overall approach by ward.....	19
4.1.3	Views on the overall approach by deprivation	20
4.2	Views on the importance of the proposed investment options	22
4.2.1	All respondents.....	22
4.2.2	Views on the investment options by ward	23
4.3	Views on investment in additional pool water space at Easton Leisure Centre	25
4.3.1	All respondents.....	25
4.3.2	Views on additional pool water space by ward.....	26
4.4	Respondents' frequency of use for the nine council-owned leisure facilities	26
4.5	Respondents' use of eight school leisure facilities the council helps to fund....	27
4.6	Views on the importance of types of provision in leisure centres	28
4.7	Views on the importance of exercise classes in parks and open spaces	29
4.7.1	All respondents.....	29
4.7.2	Views on exercise classes in parks and open spaces by ward.....	29
5	Survey free text comments and suggestions on the strategy.....	31
5.1	Overview	31
5.2	Free text comments on the overall approach in the strategy.....	32

5.3	Free text comments on investment option 1: Easton Leisure Centre	36
5.4	Free text comments on investment option 2: Horfield Leisure Centre	40
5.5	Free text comments on investment option 3: Bristol South Pool	44
5.6	Free text comments on investment in additional pool water space at Easton ..	48
5.7	Free text comments about other important provision in leisure centres	52
6	Additional submissions from organisations and individuals	54
6.1	Comments from organisations	54
6.2	Submissions from Individuals	55
7	How will this report be used?	56

1 Introduction

1.1 Context

The Leisure Facilities Investment Strategy sets out options for how Bristol City Council proposes to invest in the city's leisure facilities. The proposed approach is to make improvements across those council-owned leisure centres and swimming pools which serve the highest number of users and the areas of greatest deprivation. This will help the council to meet its objectives for sport and physical activity. The consultation sought views on this proposed approach as well as on the City of Bristol Gymnastics Centre, the Bristol Brunel Academy Fitness Suite and eight school leisure facilities that the council helps to fund, and which the public can use.

Council-owned leisure centres and swimming pools

There are nine council-owned leisure centres and swimming pools across the city. These are:

- Bristol South Swimming Pool
- Easton Leisure Centre
- Henbury Leisure Centre
- Horfield Leisure Centre
- St Paul's Community Sports Academy
- Kingsdown Sports Centre
- Jubilee Swimming Pool
- Hengrove Leisure Centre
- Portway Rugby Development Centre

Other leisure facilities which the council helps to fund

In addition, the council contributes to leisure facilities at eight schools that are funded through a private finance initiative (PFI). The public can use leisure facilities (outdoor sports provision and sports hall space) at these schools on most weekday evenings and weekends.

- Bristol Brunel Academy in Speedwell
- The Bridge Learning Campus in Hartcliffe
- Oasis Academy in Brislington
- Bristol Metropolitan Academy in Fishponds
- Blaise High School in Henbury
- Oasis Brightstowe in Shirehampton
- Orchard School in Horfield
- Bedminster Down School

The council also invests in the City of Bristol Gymnastics Centre on the Bridge Learning Campus, and the Bristol Brunel Academy Fitness Suite

The Leisure Facilities Investment Strategy consultation was open between 17 September 2021 and 7 November 2021 and sought views from the public, businesses and other stakeholders about the [draft Leisure Facilities Investment Strategy](#).

The Leisure Facilities Investment Strategy consultation sought feedback on the council's draft Leisure Facilities Investment Strategy, with specific questions on:

- The council's overall approach to investment in Leisure facilities.
- Investment priorities – specifically views on proposed investment options for Easton Leisure Centre, Horfield Leisure Centre and Bristol South Pool.
- How important respondents think investment in additional pool water space at Easton Leisure Centre would be if additional funding becomes available.
- How often respondents use the nine council-owned leisure facilities.
- Whether respondents use, or would like to use, leisure facilities at the eight council-supported leisure facilities at schools.
- The importance of 20 aspects of provision at leisure centres, including opening times, types of classes/activities, café facilities and spectator seating.
- The importance respondents place on exercise classes in parks and open spaces close to where they live.
- 'About you' questions (Postcode and equalities monitoring information)

1.2 How this report will be used

The consultation feedback in this report is taken into account by officers in developing the final version of the Leisure Facilities Investment Strategy. The final version of the strategy is included in a separate report which, together with this consultation report, will be considered by Cabinet in making its decisions about the Leisure Facilities Investment Strategy on 8 February 2022.

1.3 Structure of this report

Chapter 2 of this report describes the Leisure Facilities Investment Strategy consultation methodology.

Chapters 3 to 5 present the consultation survey results:

- Chapter 3 presents the survey response rate and respondent characteristics;
- Chapter 4 describes the feedback to quantitative questions in the survey;
- Chapter 5 summarises respondents' other comments and suggestions provided as free text in the survey.

Chapter 6 describes feedback received in other correspondence (emails and letters).

Chapter 7 describes how this report will be used and how to keep updated on the decision-making process.

2 Methodology

2.1 Survey

The Leisure Facilities Investment Strategy consultation survey was available online on the council's Consultation and Engagement Hub (bristol.gov.uk/consultationhub) between 17 September 2021 and 7 November 2021.

2.1.1 Survey information

The survey contained the following information as context for the survey questions:

- The [draft Leisure Facilities Investment Strategy](#)
- Details of the nine council-owned leisure facilities and swimming pools as well as the eight council-supported leisure facilities in schools and two other facilities which receive council investment (the City of Bristol Gymnastics Centre on the Bridge Learning Campus and the Bristol Brunel Academy Fitness Suite).
- The overall approach outlined in the Leisure Facilities Investment Strategy
- The rationale for the overall approach including the impact of COVID-19 on leisure facilities, the expiration of leisure contracts and ongoing procurement process, and how the proposals help to meet objectives outlined in the [Sport and Physical Activity Strategy for Bristol 2020-2025](#)

2.1.2 Survey questions

The survey questions sought respondents' views on the following.

- **Overall strategy approach:** agreement or disagreement with the council's overall approach, with options of 'strongly agree', 'agree', 'neither agree nor disagree', 'disagree' or 'strongly disagree', along with free text comments from the respondents.
- **Investment options:** how important respondents think the council's investment options are for Easton Leisure Centre, Horfield Leisure Centre and Bristol South Pool, with options of 'not at all important', 'low importance', 'medium importance', 'high importance', and 'very high importance', along with free text comments from the respondents.
- **Additional pool water space:** how important respondents think the council's investment in additional pool water space at Easton Leisure Centre would be if funding becomes available, with options of 'not at all important', 'low importance', 'medium importance', 'high importance', and 'very high importance'. Free text comments were also invited.

- **Current use of leisure facilities:** how often respondents use the nine council-owned leisure facilities (Bristol South Swimming Pool, Easton Leisure Centre, Henbury Leisure Centre, Horfield Leisure Centre, St Paul’s Community Sports Academy, Kingsdown Sports Centre, Jubilee Swimming Pool, Hengrove Leisure Centre, Portway Rugby Development Centre) with options of ‘5 or more times a week’, ‘2 to 4 times a week’, ‘Once a week’, ‘At least once a month’, ‘Less than once a month’ or ‘Never’.
- **Use of school leisure facilities:** whether respondents use, or would like to use leisure facilities at the eight council-supported school facilities (Bristol Brunel Academy in Speedwell, The Bridge Learning Campus in Hartcliffe, Oasis Academy in Brislington, Bristol Metropolitan Academy in Fishponds, Blaise High School in Henbury, Oasis Brightstowe in Shirehampton, Orchard School in Horfield, Bedminster Down School) with options of ‘Yes, I use this school leisure facility’, ‘I didn’t know I could use this facility, but I would like to’ or ‘I would not use this school facility’.
- **Type of provision at leisure facilities:** The importance respondents place on a list of 20 aspects of provision at leisure facilities, with options of ‘not at all important’, ‘low importance’, ‘medium importance’, ‘high importance’, and ‘very high importance’. The aspects of provision were:
 - **opening times** (early morning opening on weekdays; late evening opening on weekdays; early morning opening on weekends; late evening opening on weekends)
 - **types of classes/activities** (sports hall space, group exercise classes, dedicated women-only gym, women-only sessions, men-only sessions, dedicated sessions for disabled people, swimming lessons, lane swimming, family fun / inflatable swimming sessions, accessible swimming sessions, aquafit/aquarobics, dedicated club swimming sessions, swimming galas)
 - **café facility**
 - **poolside spectator seating**
 - **Something else** (respondents could define themselves).
- **Exercise classes in parks and open spaces:** the importance respondents place on being able to take part in exercise classes in parks and open spaces close to where they live. (Answer options were ‘not at all important’, ‘low importance’, ‘medium importance’, ‘high importance’, and ‘very high importance’.)

‘About you’ questions

The ‘About you’ section requested information which helps the council to check if the responses are representative of people across the city who may have different needs.

- Respondents’ postcode – this identifies if any parts of the city are under-represented in responding to the consultation and it can show if people from more deprived areas of the city have different views compared to people living in less deprived areas;
- Equalities monitoring information – this enables the council to check if people with specific protected characteristics under the Equality Act 2010 are under-represented in the responses.

Respondents could choose to answer some or all of the questions in any order and save and return to the survey later.

2.1.3 Alternative formats

Paper copies were available on request and at libraries. Alternative formats (Easy Read, braille, large print, audio, British Sign Language (BSL), and translation to other languages) were available on request. An ‘at a glance’ version of the strategy was available on the council’s [Consultation and Engagement Hub](#).

2.2 Other correspondence

Five emails were received from organisations in response to the consultation and three emails were received from members of the public. These are reported separately to the survey responses in Chapter 6.

2.3 Promotion of the consultation

A programme of activity was carried out to publicise the consultation on the proposed Leisure Facilities Investment Strategy. The primary objective was to encourage citizens, stakeholders, businesses and other organisations to give their feedback to on the draft strategy to help inform a final strategy to be presented to Cabinet.

To achieve this, information was shared across a wide range of channels, reaching as broad a range of audiences as possible to maximise response rates. This included:

- Press release at launch of the consultation
- Email notifications sent to the following mailing groups:
 - Ask Bristol (4,900 subscribers) on two occasions
 - Everyone Active gym members via Everyone Active on two occasions

- Email toolkit to ward councillors, partner organisations, One City partners, voluntary sector and equalities organisations to share via their networks
- Organic social media (BCC and Mayor's channels)
- Paid social media targeted at people in areas where response rates were low
- Posters in leisure facilities. Posters included translation of the text 'Contact us if you need a paper copy or an alternative format' in Polish, Urdu and Somali
- 1,200 Printed surveys:
 - 250 paper copies made available for Councillor Hopkins
 - 100 surveys sent to the 'Save the Pool' friends group as requested
 - 100 sent to Kingsdown Sports Centre
 - 500 sent to other leisure facilities
 - 300 surveys distributed to libraries
 - Survey translated into Chinese upon request and sent to the Bristol and Avon Chinese Women's Group.

3 Survey response rate and respondent characteristics

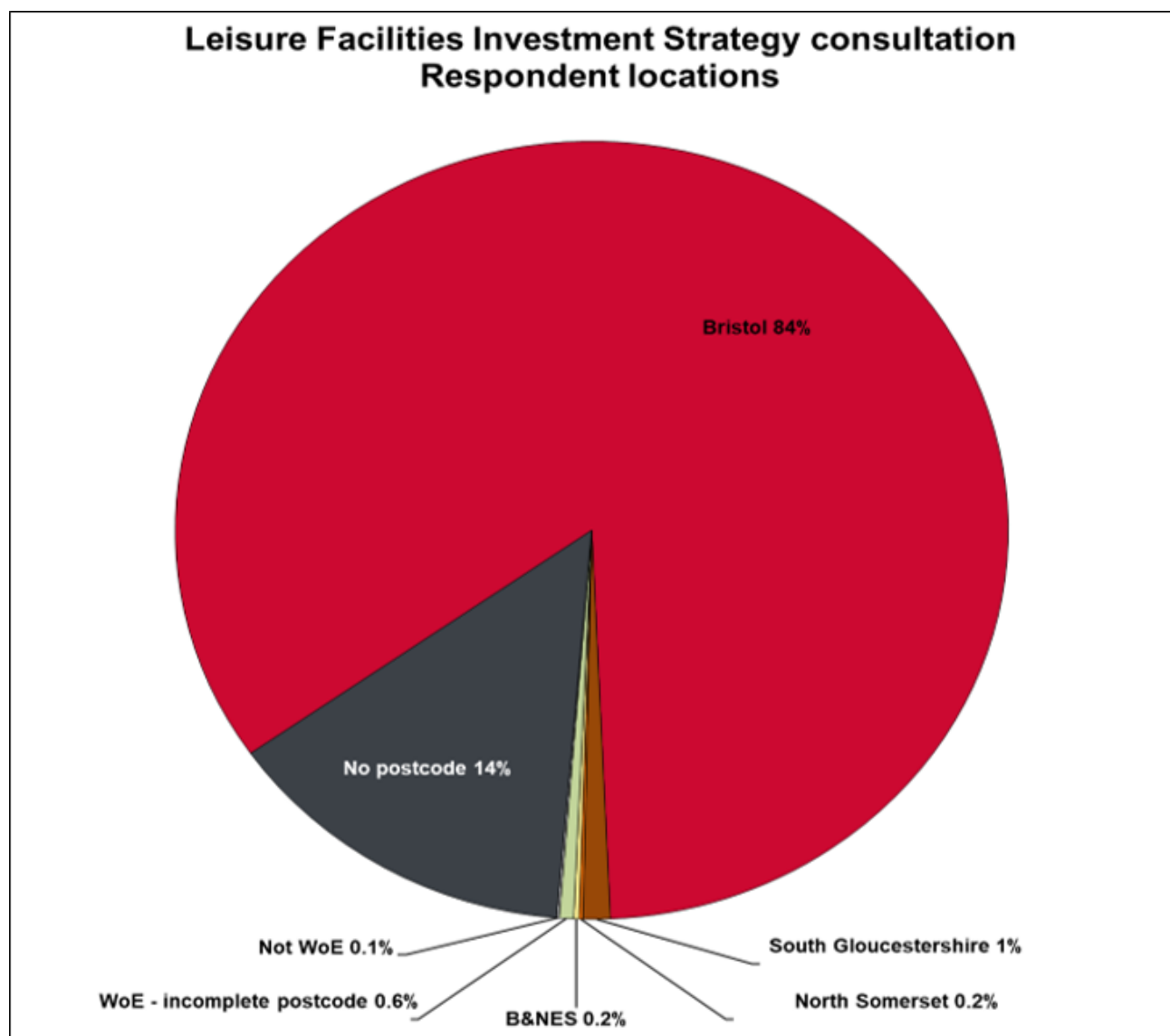
3.1 Response rate to the survey

The Leisure Facilities Investment Strategy consultation received 1,988 responses, with 1,926 (97%) completing the survey online, and 62 (3%) respondents completing it on paper.

3.2 Geographic distribution of responses

1,670 responses (84%) were received from postcodes within the Bristol City Council area, 21 (1%) were from South Gloucestershire, four (0.2%) were from Bath and North East Somerset (B&NES) and three (0.2%) were from North Somerset. A further 11 (0.6%) were from unspecified locations within the four West of England authorities¹ and two responses were from further afield. 277 (14%) respondents did not provide a postcode (Figure 1).

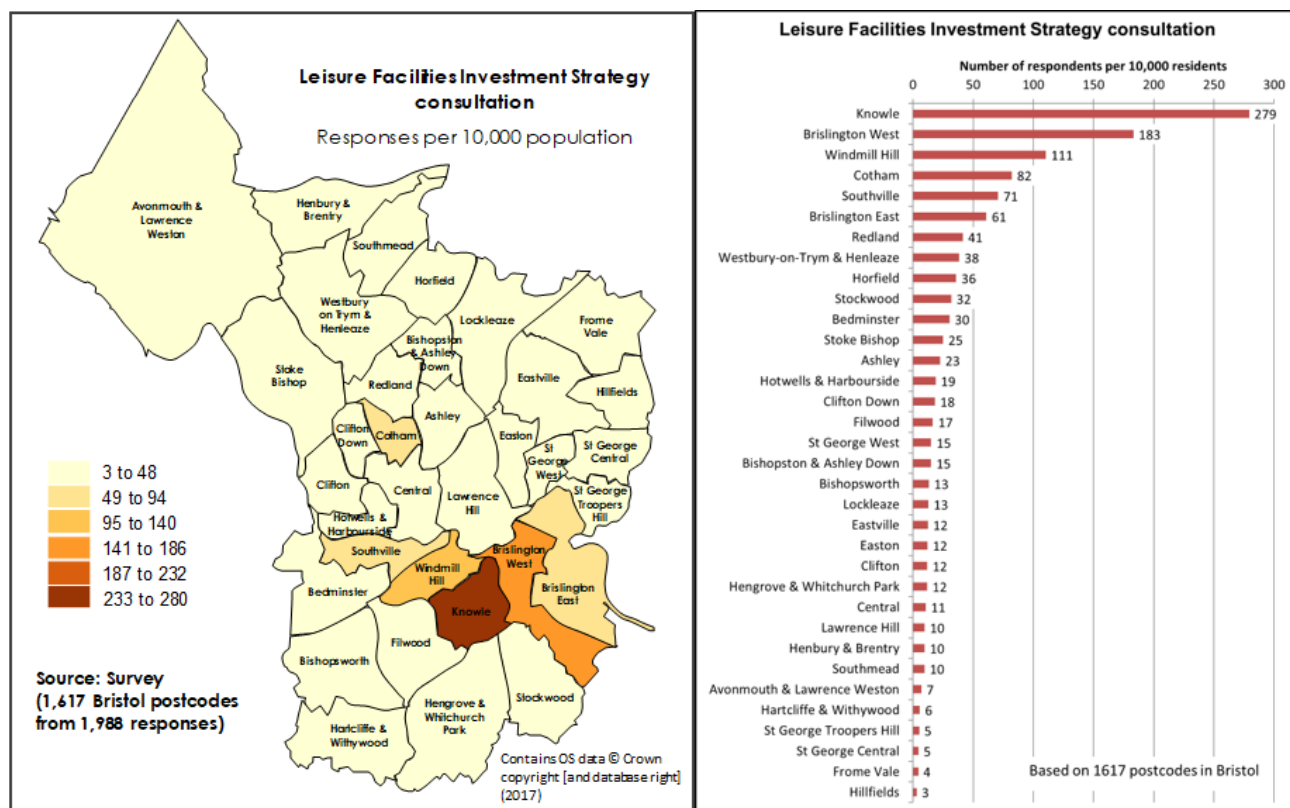
Figure 1: geographic distribution of responses



¹ Incomplete postcodes identified the home location as within the WOE authorities area (Bristol, B&NES, North Somerset and South Gloucestershire), but not which authority.

Of the 1,670 responses from within the Bristol City Council area, 1,617 provided full or partial postcodes from which the ward of origin could be identified² (Figure 2).

Figure 2: geographic distribution of responses in Bristol



3.3 Response rate from areas of high and low deprivation

The home location of respondents in Bristol was compared with nationally published information on levels of deprivation across the city³ to review if the responses received include a cross-section of people living in more deprived and less deprived areas. This helps the council to know if the views of citizens in more deprived areas differ from people living in less deprived areas.

The comparison looked at levels of deprivation in 10 bands (known as ‘deciles’) from decile 1 (most deprived) to decile 10 (least deprived). Figure 3 compares the percentage of Bristol respondents⁴ living in each of the deprivation deciles (red bars) to the percentage of all Bristol citizens who live in each decile (grey bars).

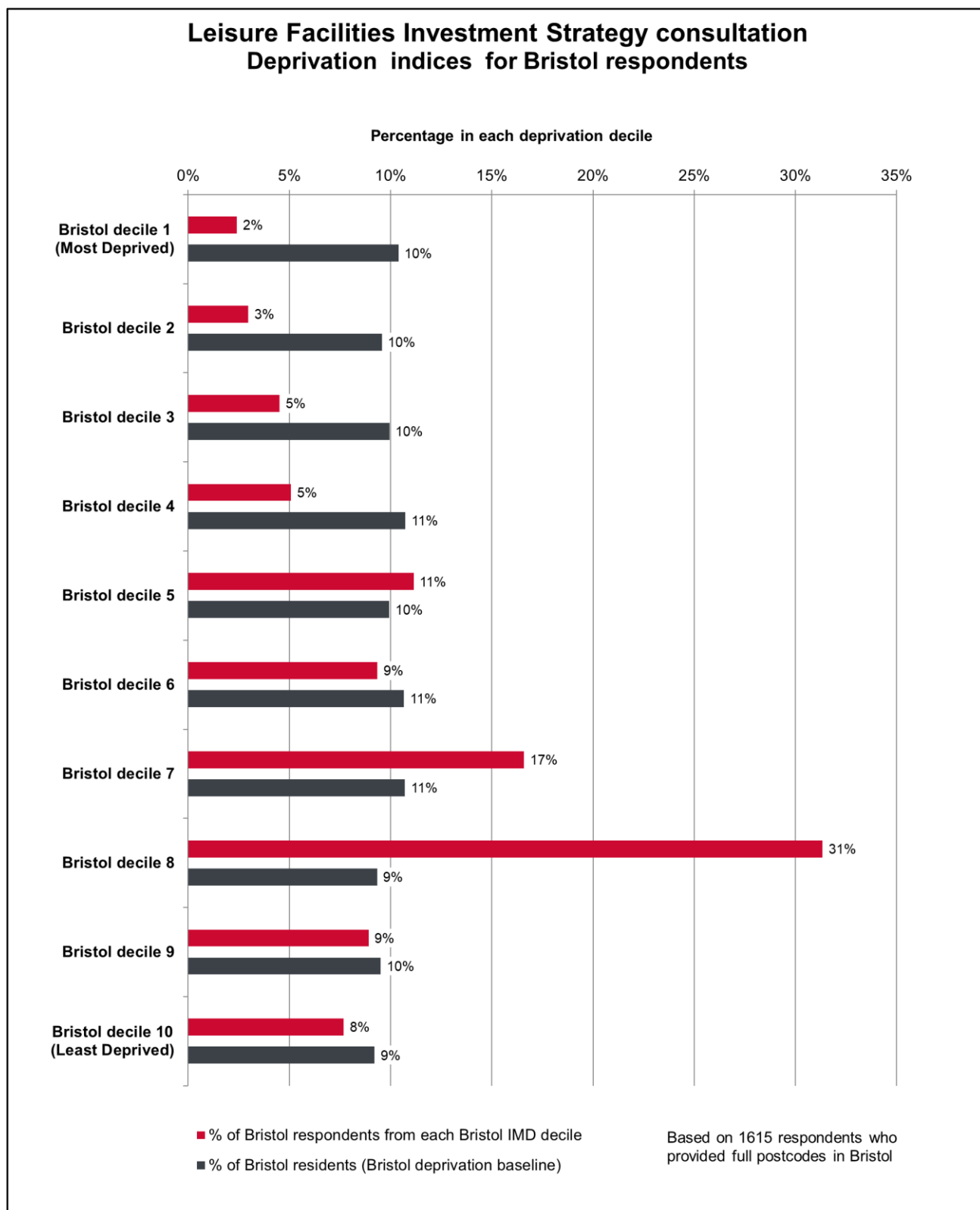
² The other 53 responses included incomplete postcodes which are within Bristol but do not include enough information to identify a specific ward.

³ The Office for National Statistics (ONS) publishes information about deprivation for 32,844 small areas - known as ‘Lower Super Output Areas’ (LSOAs) - throughout England. For each LSOA, a measure of deprivation is published called ‘Indices of Multiple Deprivation’ (IMD), which takes account of 37 aspects of each area that cover income, employment, education, health, crime, barriers to housing and services, and living environment. The postcodes provided by respondents enabled each to be matched to one of the 263 Lower Super Output Areas in the Bristol City Council area and thus to one of the deprivation deciles. Note: postcodes provide approximate locations; they are not used to identify individuals or specific addresses.

⁴ Based on 1,615 respondents who provided full postcodes in the Bristol administrative area from which deprivation decile can be identified.

Figure 3 shows that there was under-representation of responses from the most deprived 40% of the city (deciles 1, 2, 3 and 4). Response rates from deciles 7 and 8 were over-represented. Response rates from deciles 5, 6, 9 and 10 closely match the proportion of Bristol citizens living in these deciles.

Figure 3: Comparison of response rate from areas of high and low deprivation



3.4 Characteristics of respondents

1,920 (97%) people answered one or more of the equalities monitoring questions.

Respondent characteristics are summarised below. The charts compare:

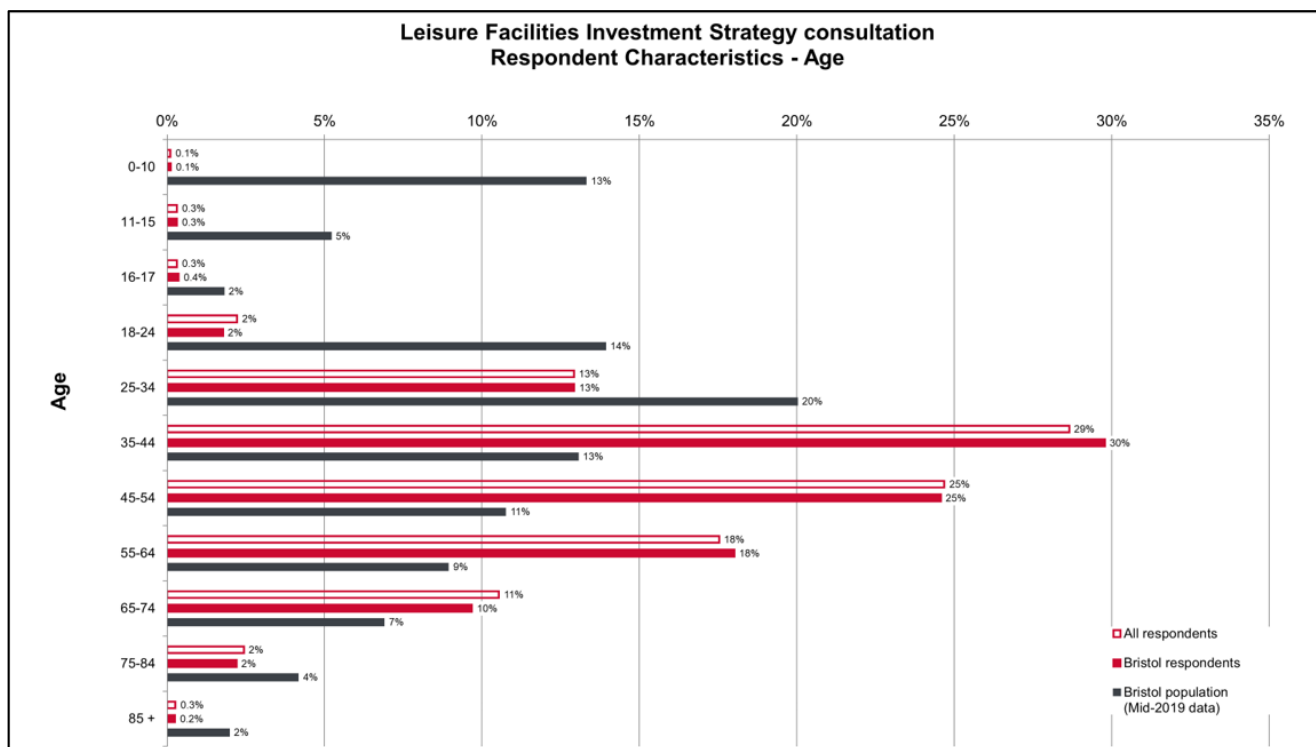
- Characteristics for all respondents who answered the equalities questions;
- Characteristics of respondents who provided a Bristol postcode;
- Characteristics of all Bristol citizens. This is available for five protected characteristics (age, sex, disability, ethnicity and religion/faith) for which population data are available from the 2011 Census and subsequent updates.

Note that many of the respondents who did not provide postcodes may also live in the Bristol administrative area, but are not included in figures for ‘Bristol respondents’

Age

The highest number of responses were from respondents aged 35-44 years (29%), followed by 45-54 (25%) and 55-64 (18%). These percentages exclude the 2% of respondents who answered ‘prefer not to say’.

Figure 4: Age of respondents

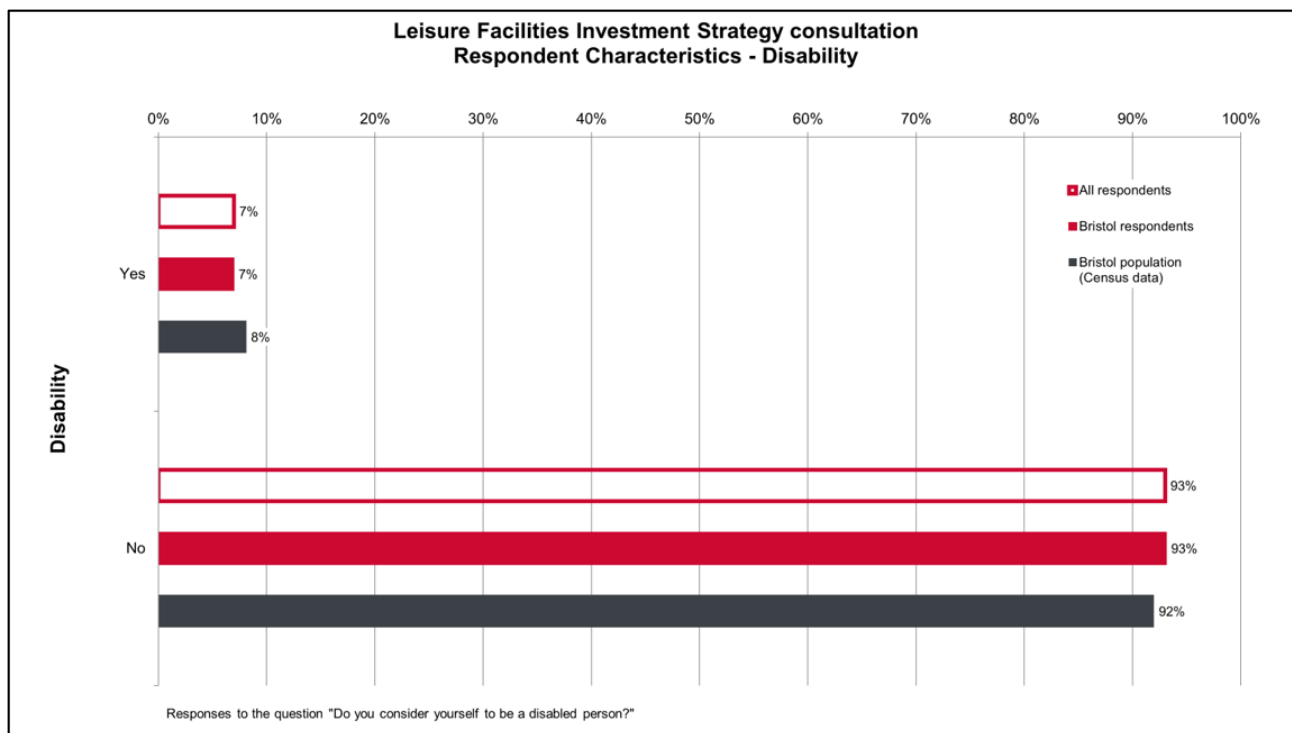


The proportion of respondents in the age categories 35-44, 45-54, 55-64 and 65-74 was higher than these age groups’ proportion of the population in Bristol. Survey responses from children (under 18), young people aged 18-24, people aged 25-34, 75-84, and 85 and older were under-represented. In each age category, the proportions of ‘all respondents’ and ‘Bristol respondents’ were similar.

Disability

The proportion of disabled respondents (7%) is similar to the proportion of disabled people living in Bristol (8%). These percentages exclude the 5% of who answered 'prefer not to say'.

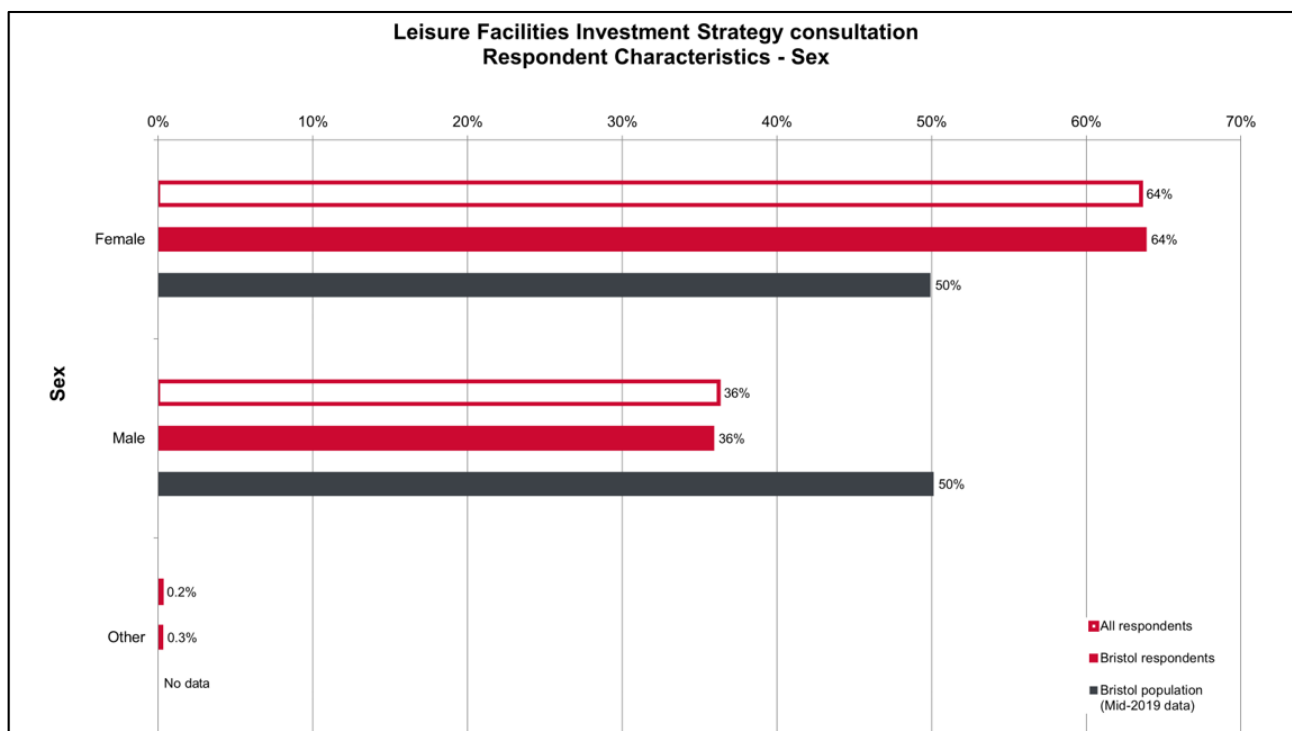
Figure 5: Disability



Sex

64% of all responses were from women and 36% were from men. 0.2% were from people who identified as 'other'. These percentages exclude the 5% of respondents who answered 'prefer not to say'.

Figure 6: Sex of respondents



Ethnicity

The response rate from White British respondents (86%) and White Irish respondents (2%) is higher than the proportion of these citizens in the Bristol population.

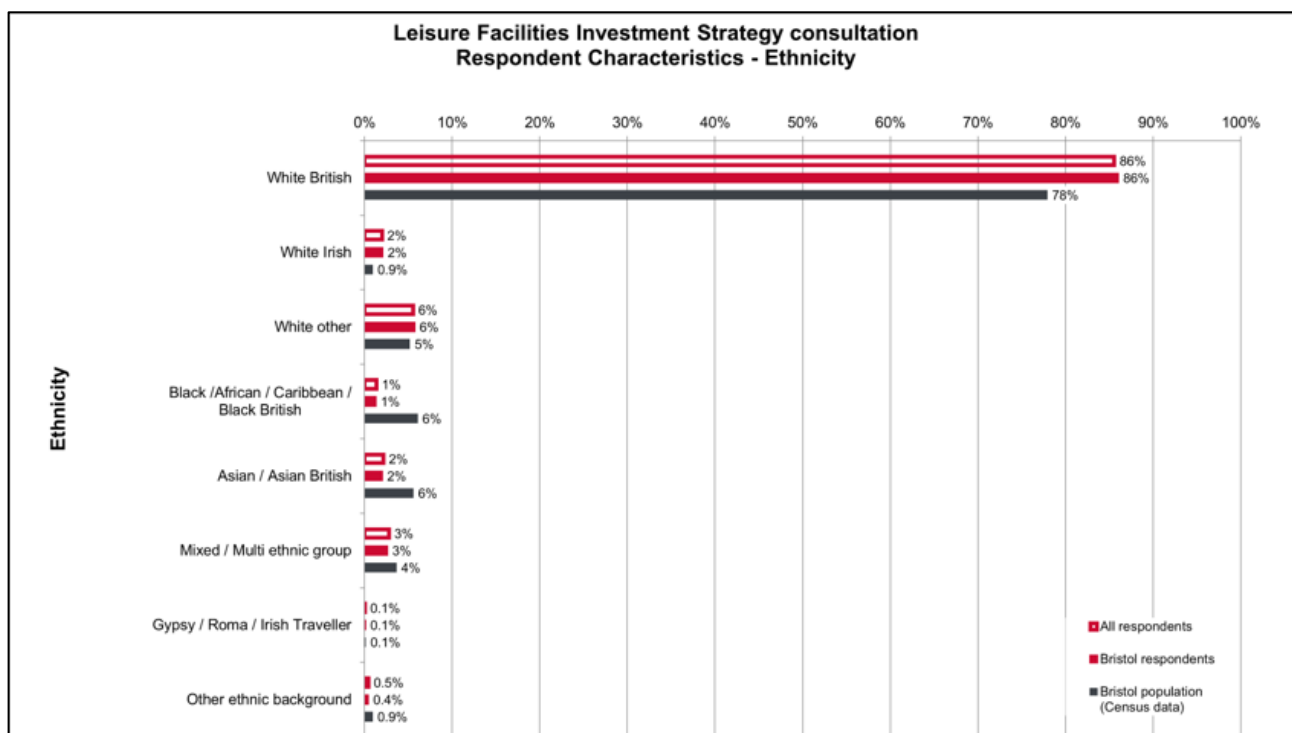
The response rate for Other White respondents (6%) and Gypsy/Roma/Irish Traveller (0.1%), were similar to the proportion of citizens in the Bristol population.

Black/African/Caribbean/Black British citizens (1%), Asian/Asian British (2%) citizens, mixed/multi-ethnic citizens (3%) and people who identify as ‘other ethnic background’ (0.5%) were under-represented in the response rates compared to the proportion of people in each of these ethnic groups living in Bristol.

These percentages exclude the 7% of respondents who answered ‘prefer not to say’.

Proportions of each ethnicity for all respondents closely matches respondents who provided a Bristol postcode.

Figure 7: Ethnicity of respondents



Religion/Faith

People with no religion (64% of respondents) responded in higher proportions than people of no religion in Bristol’s population (41%). Buddhist citizens (1%) also responded in greater numbers than the proportion of Buddhists in Bristol.

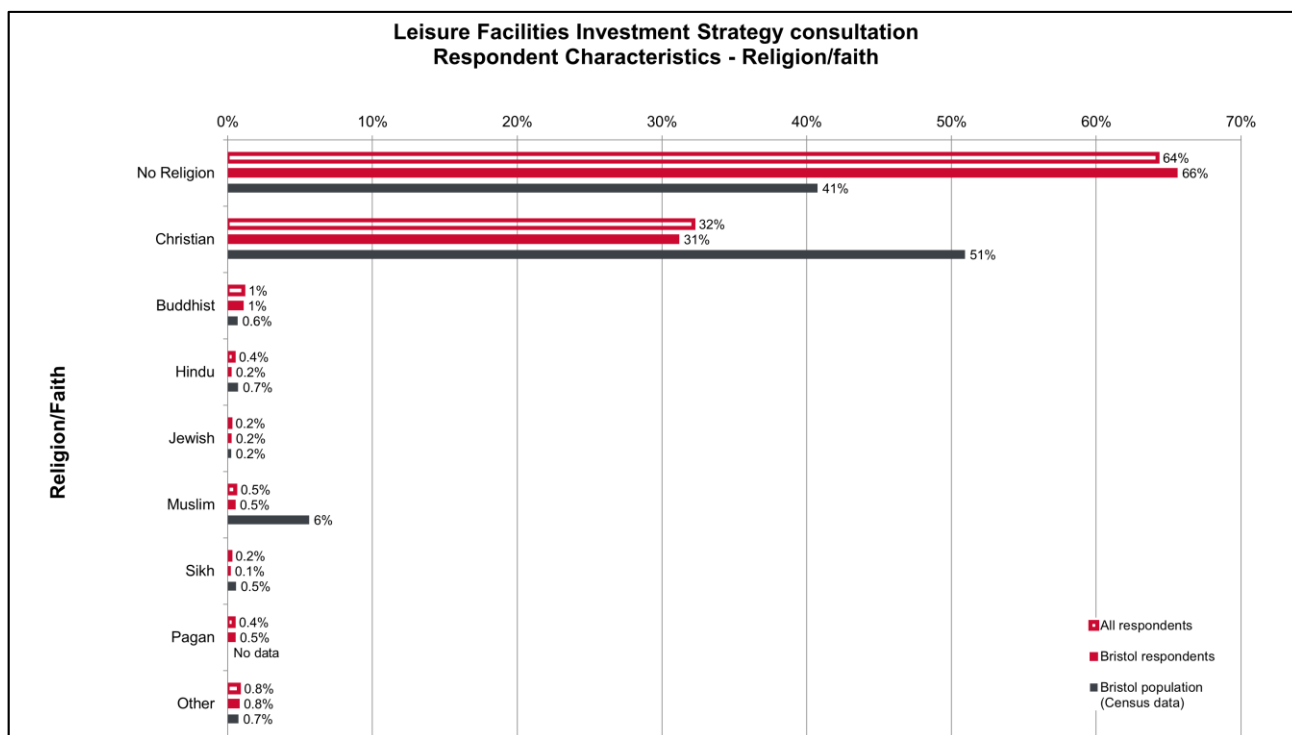
Christian (32%), Muslim (0.5%), Hindu (0.4%) and Sikh (0.2%) faiths were under-represented compared to the proportions of these faiths in Bristol.

The proportion of Jewish respondents (0.8%) and people of ‘Other’ faiths (0.8%) match the Bristol population.

These percentages exclude the 10% of respondents who answered ‘prefer not to say’.

The proportion of each religion/faith for all respondents closely matches Bristol respondents.

Figure 8: Religion/faith of respondents



Other protected characteristics and refugee/asylum status

The survey also asked respondents about three other protected characteristics (sexual orientation, gender reassignment, and pregnancy and recent maternity) and if they are a refugee or asylum seeker.

Census data are not available for the proportion of people with these characteristics living in Bristol. Figures 9, 10, 11 and 12 show the proportions of all respondents and Bristol respondents for each of these characteristics. The proportion of each characteristic for all respondents closely matches the proportion for Bristol respondents.

Figure 9: Sexual orientation

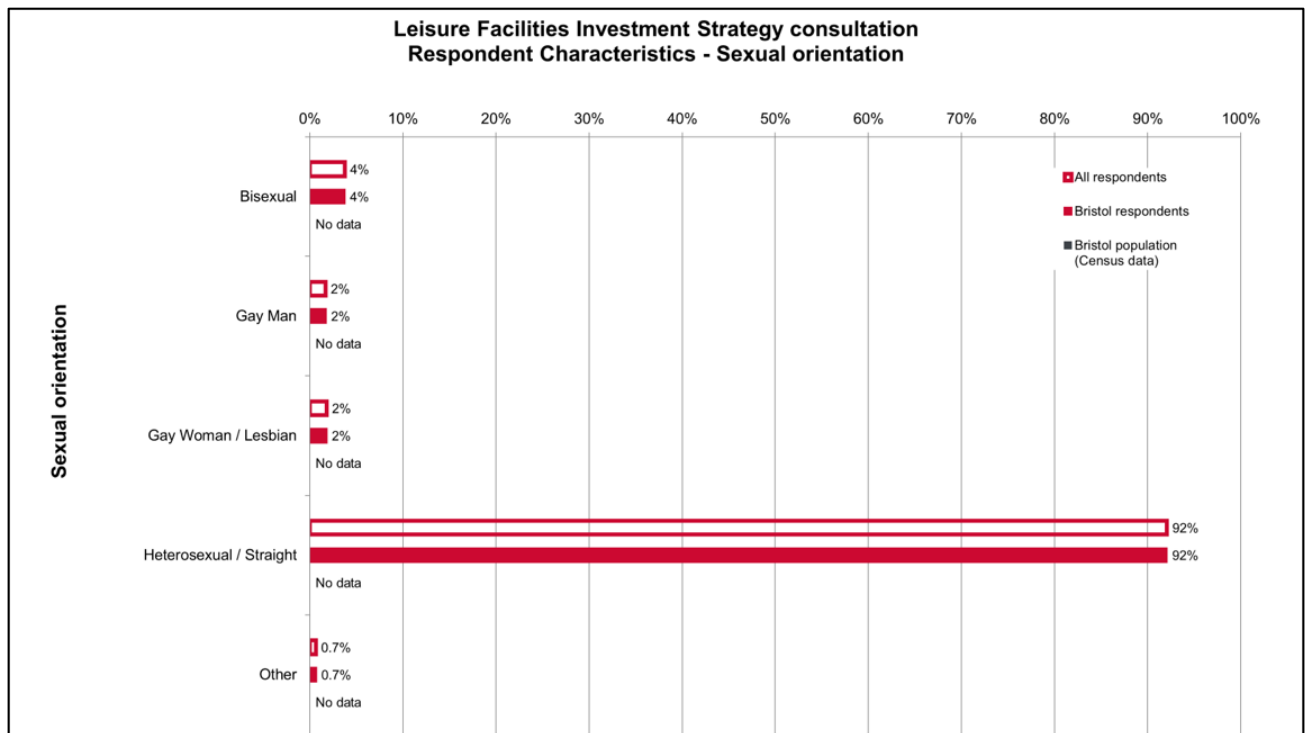


Figure 10: Gender reassignment

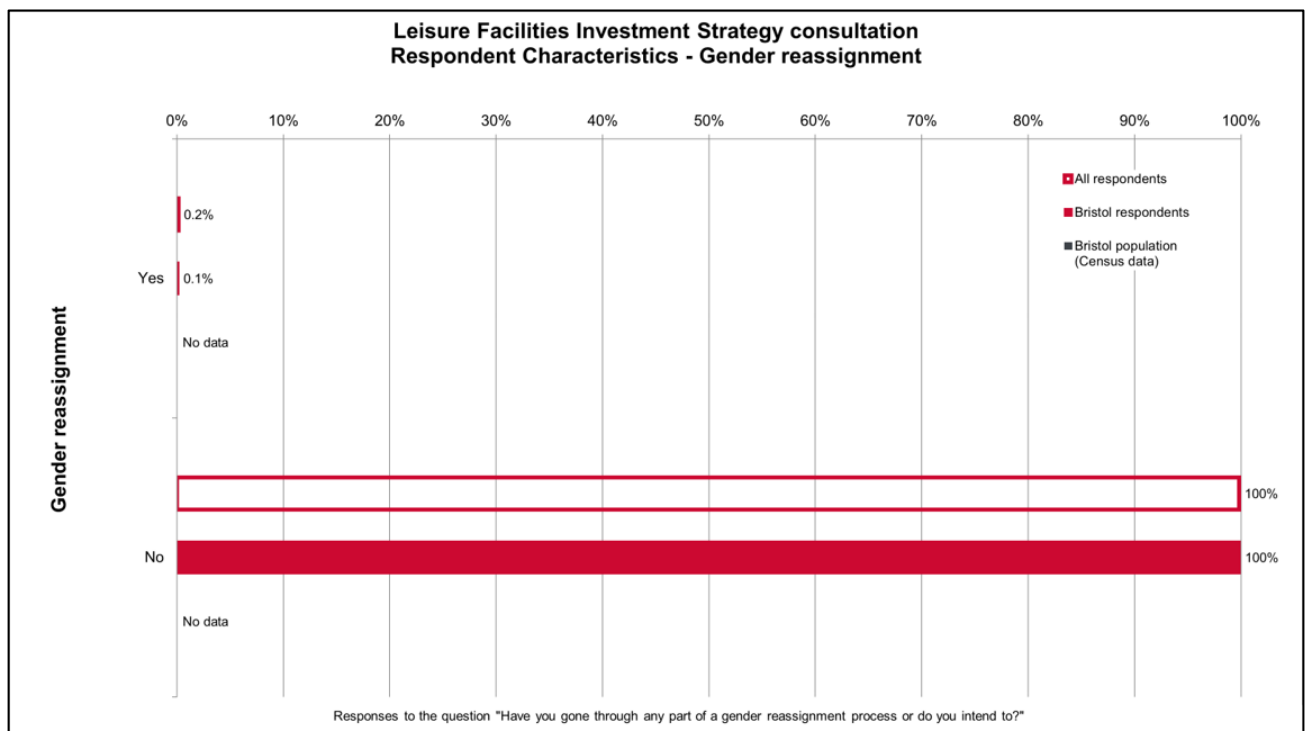


Figure 11: Pregnancy/Maternity

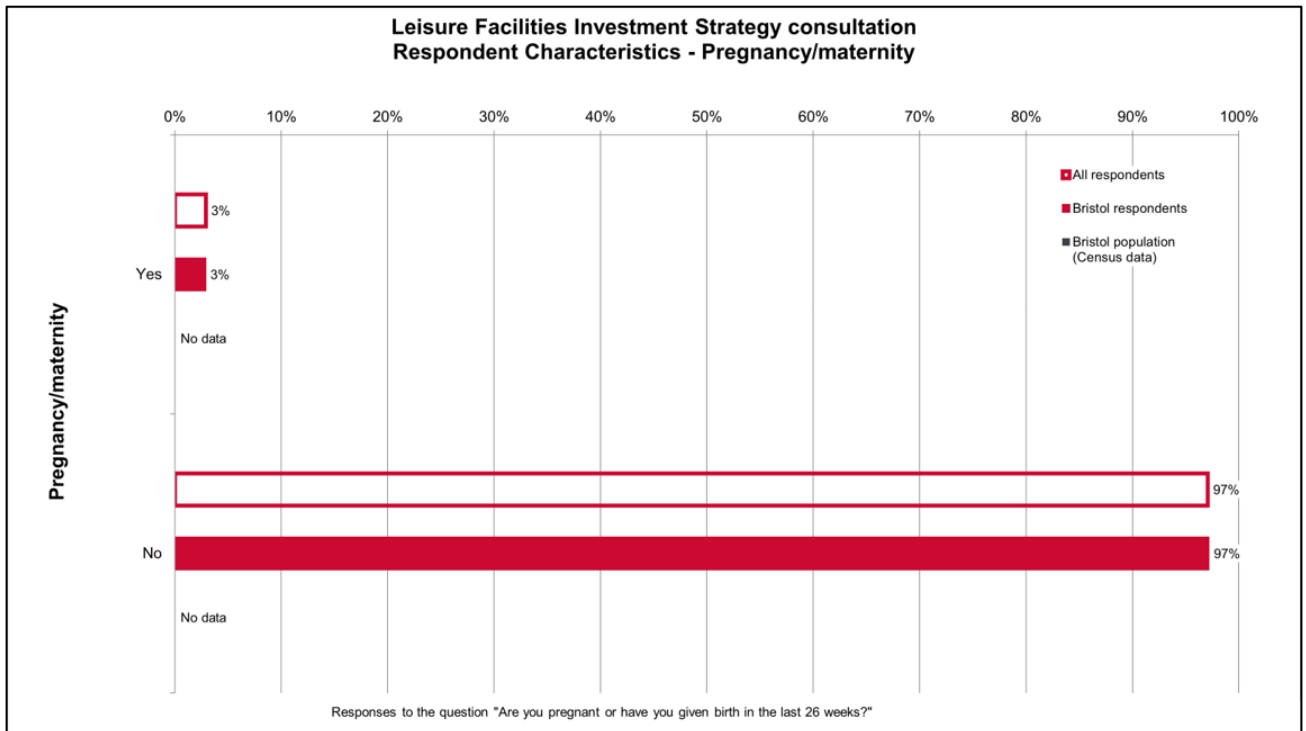
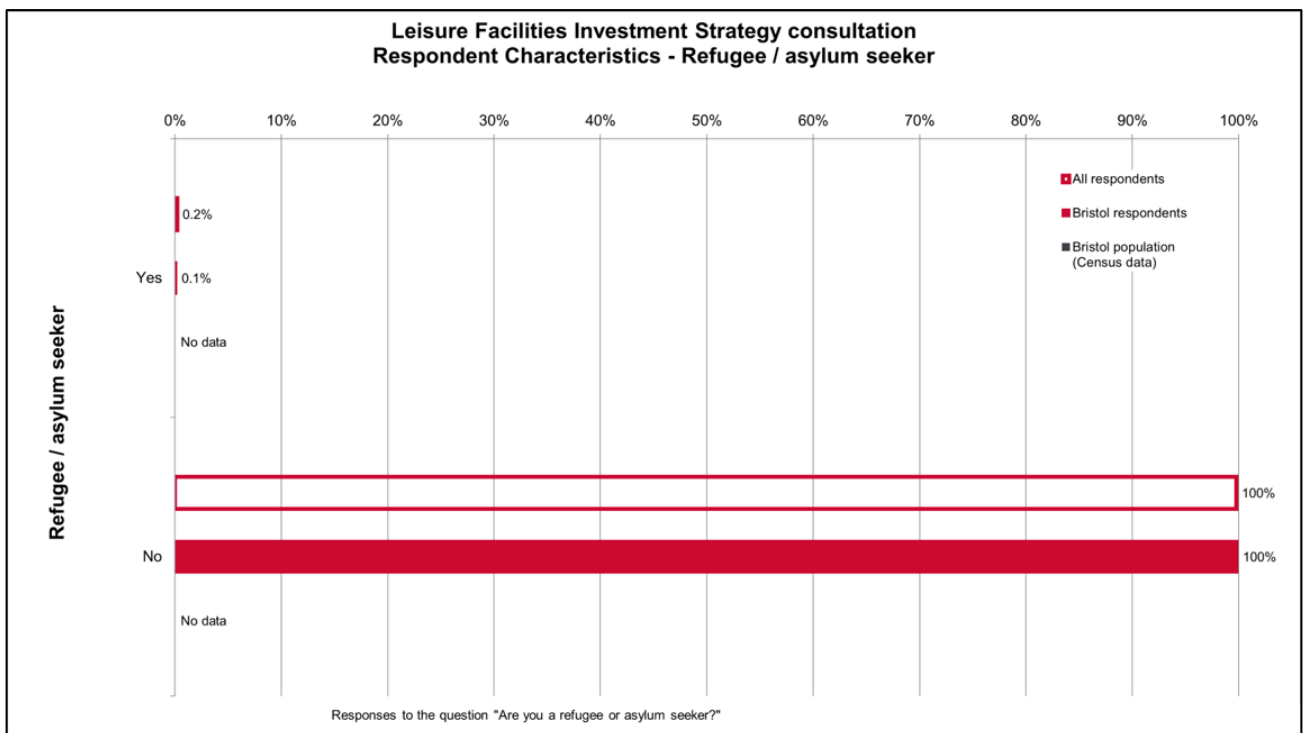


Figure 12: Refugee or asylum seeker



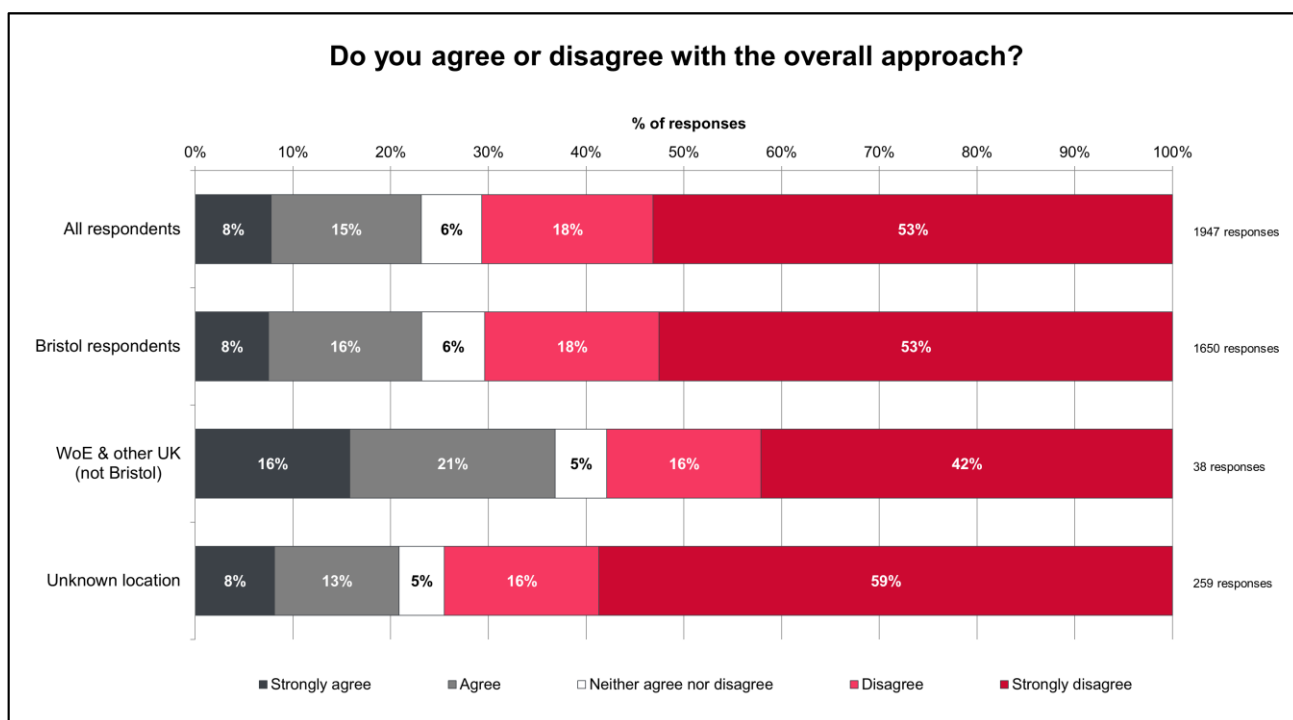
4 Survey responses to quantitative questions about the strategy

4.1 Agreement or disagreement with the overall approach in the strategy

4.1.1 All respondents

Respondents were asked whether they agree or disagree with the overall approach in the Leisure Facilities Investment Strategy (Figure 13), using a five-point scale from ‘strongly agree’ to ‘strongly disagree’.

Figure 13: Agreement or disagreement with the Leisure Facilities Investment Strategy overall approach



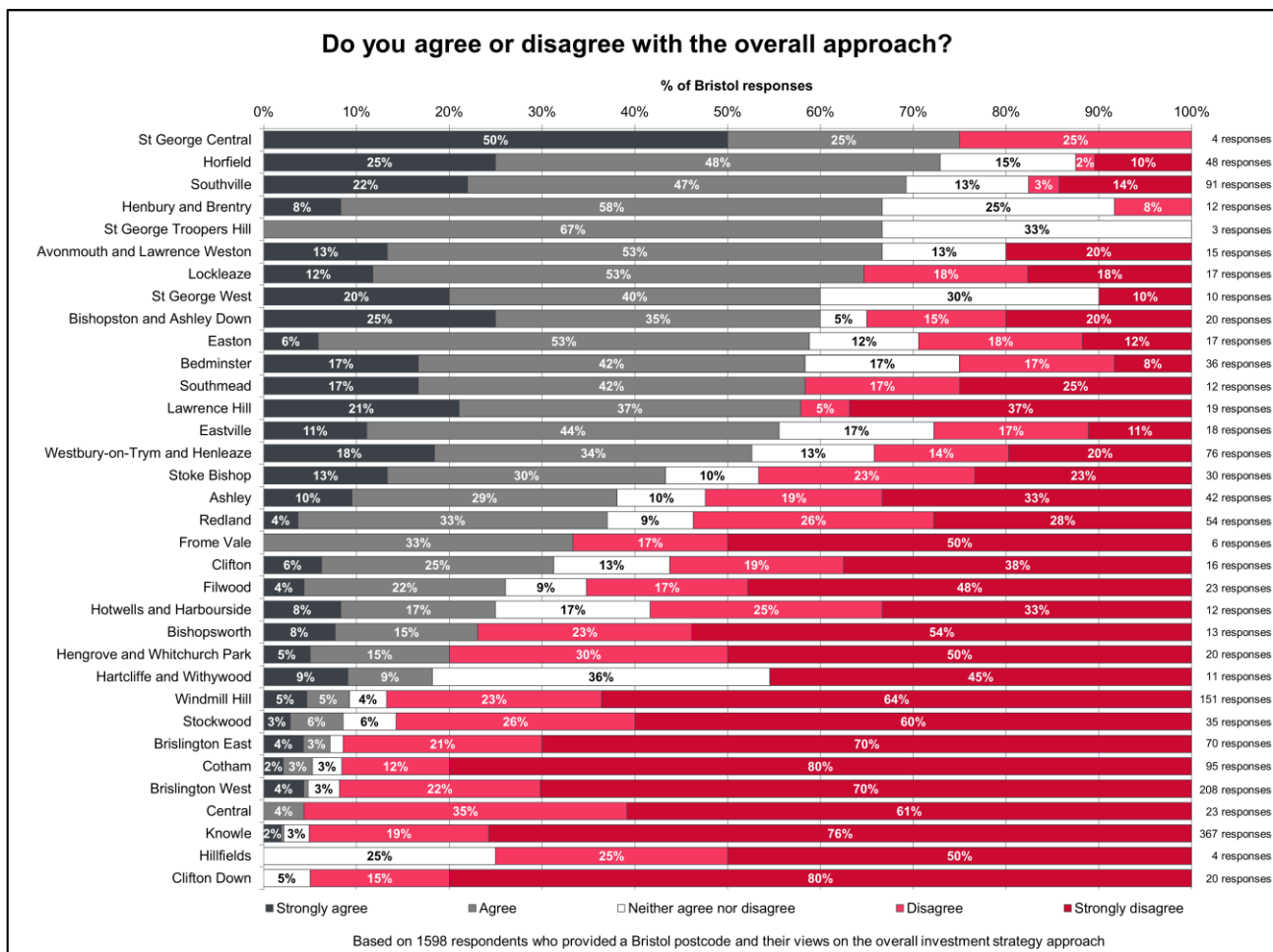
1,947 (98%) of the respondents provided their views, of whom:

- 71% of respondents disagreed or strongly disagreed
- 23% agreed or strongly agreed
- 6% neither agreed nor disagreed.

4.1.2 Views on the overall approach by ward

The above results for all respondents were strongly influenced by the high proportion of responses from Knowle, Brislington West and Brislington East. Figure 14 shows that respondents in some other wards had a contrary view, with up to 75% respondents strongly agreeing or agreeing with the overall approach.

Figure 14: Agreement or disagreement with the Leisure Facilities Investment Strategy overall approach by Bristol ward



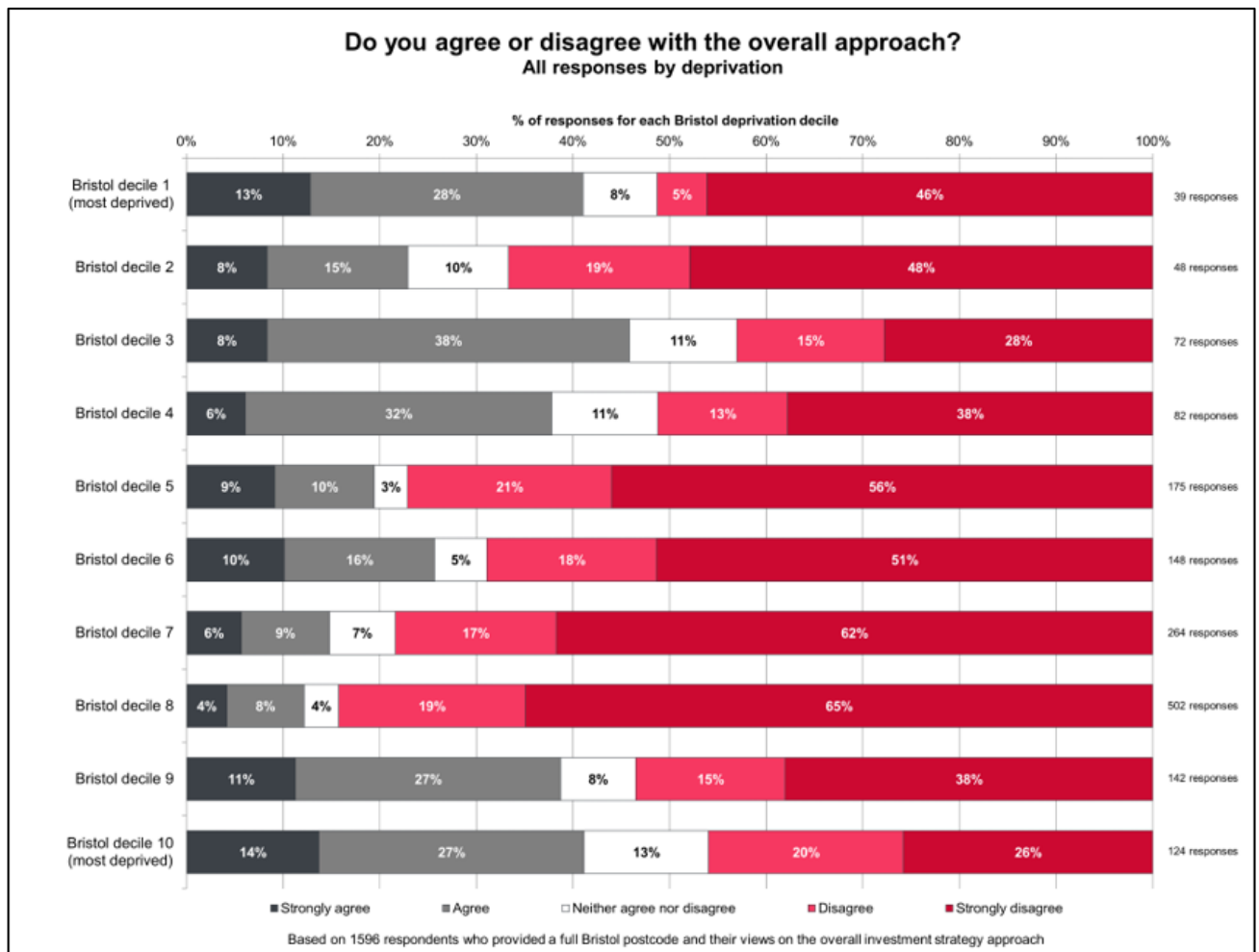
4.1.3 Views on the overall approach by deprivation

Views on the overall approach to the Leisure Facilities Investment Strategy were compared for respondents from areas with different levels of deprivation (Figure 15). The comparison used the postcodes provided by respondents in Bristol to match each response to one of 10 deprivation bands (deciles) as described in section 3.3.

Figure 15 shows the percentage of respondents in each deprivation decile who strongly agree, agree, neither agree nor disagree, disagree or strongly disagree with the overall approach to the Leisure Facilities Investment Strategy.

Support for the overall approach is highest among respondents from deprivation decile 3 and lowest among respondents from deprivation decile 8.

Figure 15: Agreement or disagreement with the Leisure Facilities Investment Strategy overall approach in areas of higher and lower deprivation

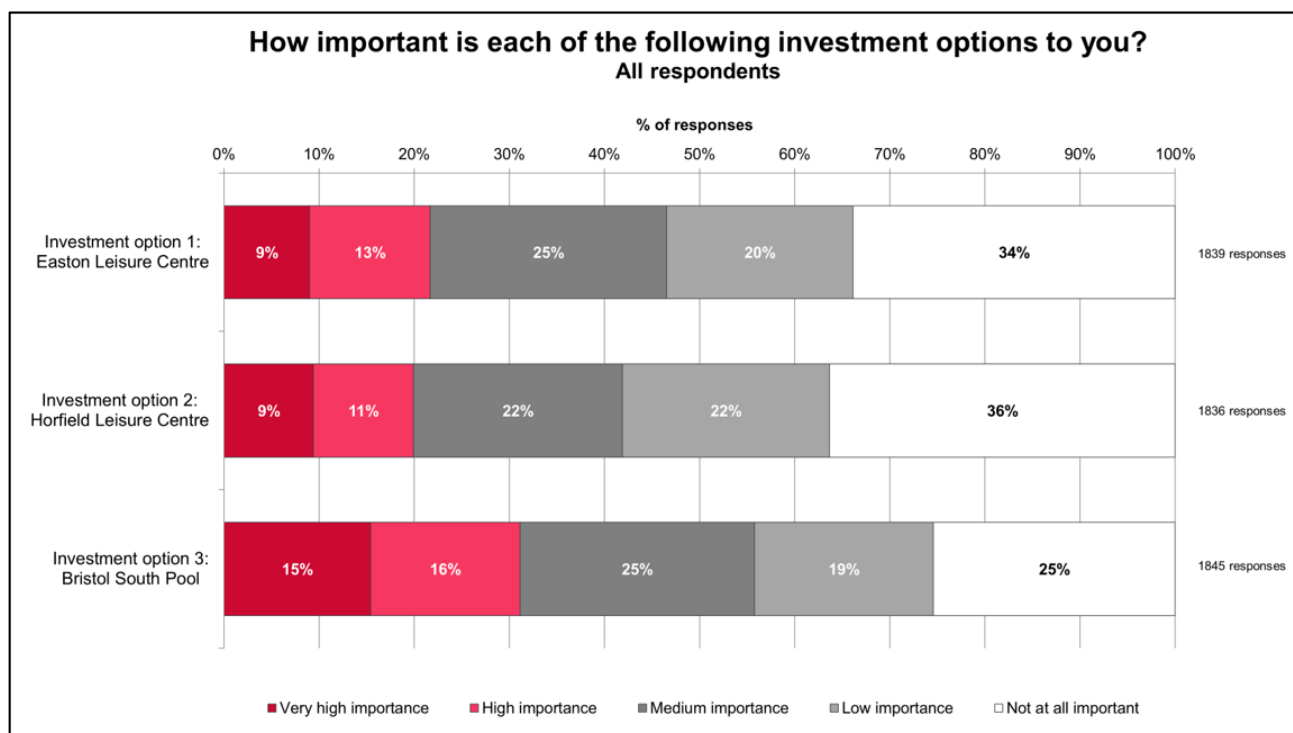


4.2 Views on the importance of the proposed investment options

4.2.1 All respondents

Respondents were asked to rate the importance of each of the investment options for Easton Leisure Centre, Horfield Leisure Centre and Bristol South Pool (Figure 16) using a five-point scale from ‘very high importance’ to ‘not at all important’.

Figure 16: Views on importance of Leisure Facilities Investment Strategy investment options for Easton Leisure Centre, Horfield Leisure Centre and Bristol South Pool



1,839 (93%) of the respondents provided their views on investment option 1: Easton Leisure Centre, of these:

- 22% rated investment option 1 as ‘very high importance’ or ‘high importance’
- 24% rated investment option 1 as ‘medium importance’
- 54% rated investment option 1 as ‘low importance’ or ‘not at all important’

1,836 (92%) of the respondents provided their views on investment option 2: Horfield Leisure Centre, of these:

- 20% rated investment option 2 as ‘very high importance’ or ‘high importance’
- 22% rated investment option 2 as ‘medium importance’
- 58% rated investment option 2 as ‘low importance’ or ‘not at all important’

1,845 (93%) of the respondents provided their views on investment option 3: Bristol South Pool, of these:

- 31% rated investment option 3 as ‘very high importance’ or ‘high importance’
- 25% rated investment option 3 as ‘medium importance’
- 44% rated investment option 3 as ‘low importance’ or ‘not at all important’

4.2.2 Views on the investment options by ward

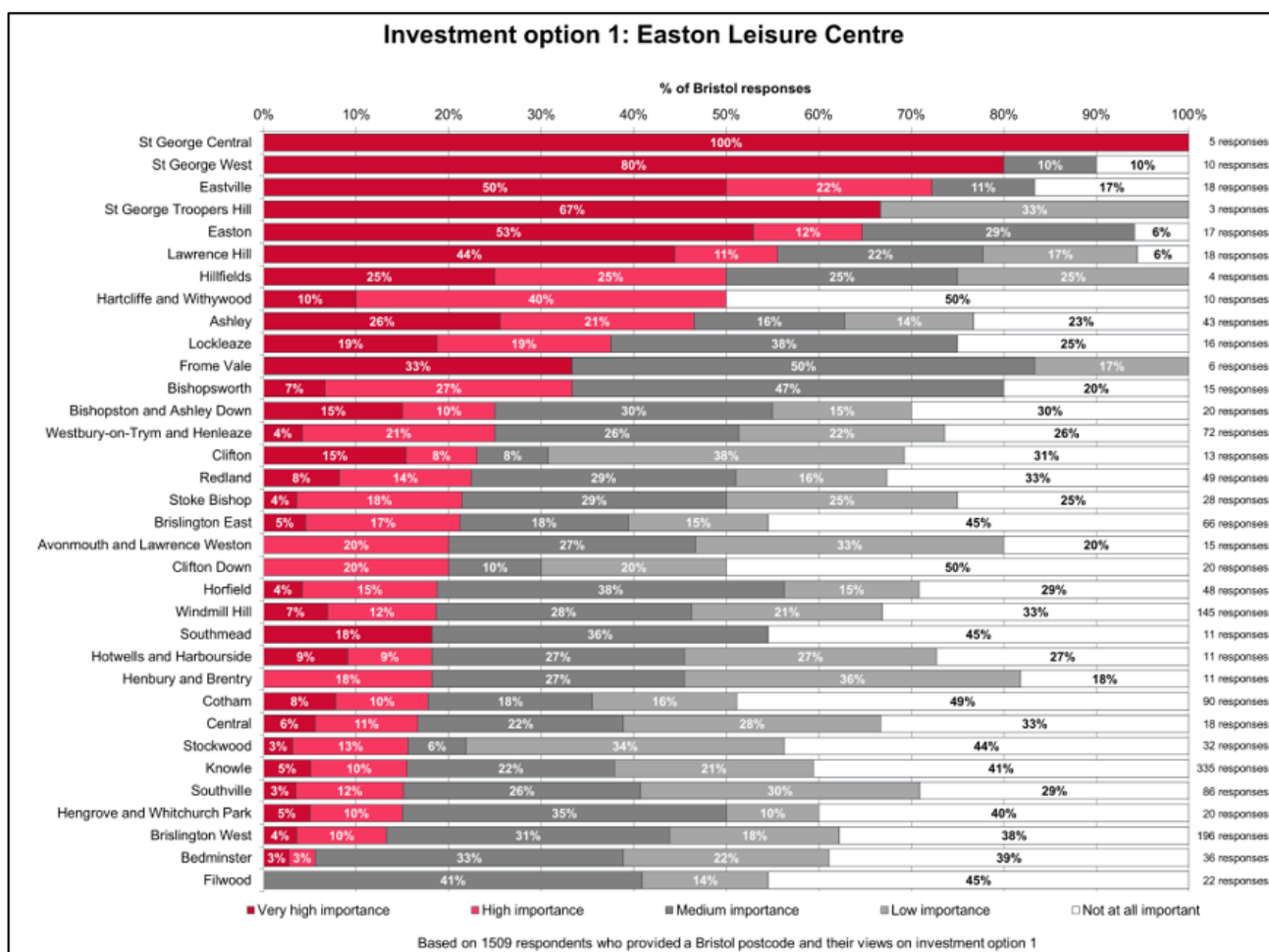
The above results were strongly influenced by the high proportion of respondents from Knowle, Brislington West and Brislington East.

Figures 17, 18 and 19 show that respondents in some other wards had a contrary view about the importance of each of the options.

Investment option 1: Easton Leisure Centre

Figure 17 shows the views on the importance of investment option 1: Easton Leisure Centre in each ward. Respondents in St George Central, St George West, Eastville, Troopers Hill, Easton and Lawrence Hill place a high level of importance on investment option 1: Easton Leisure Centre.

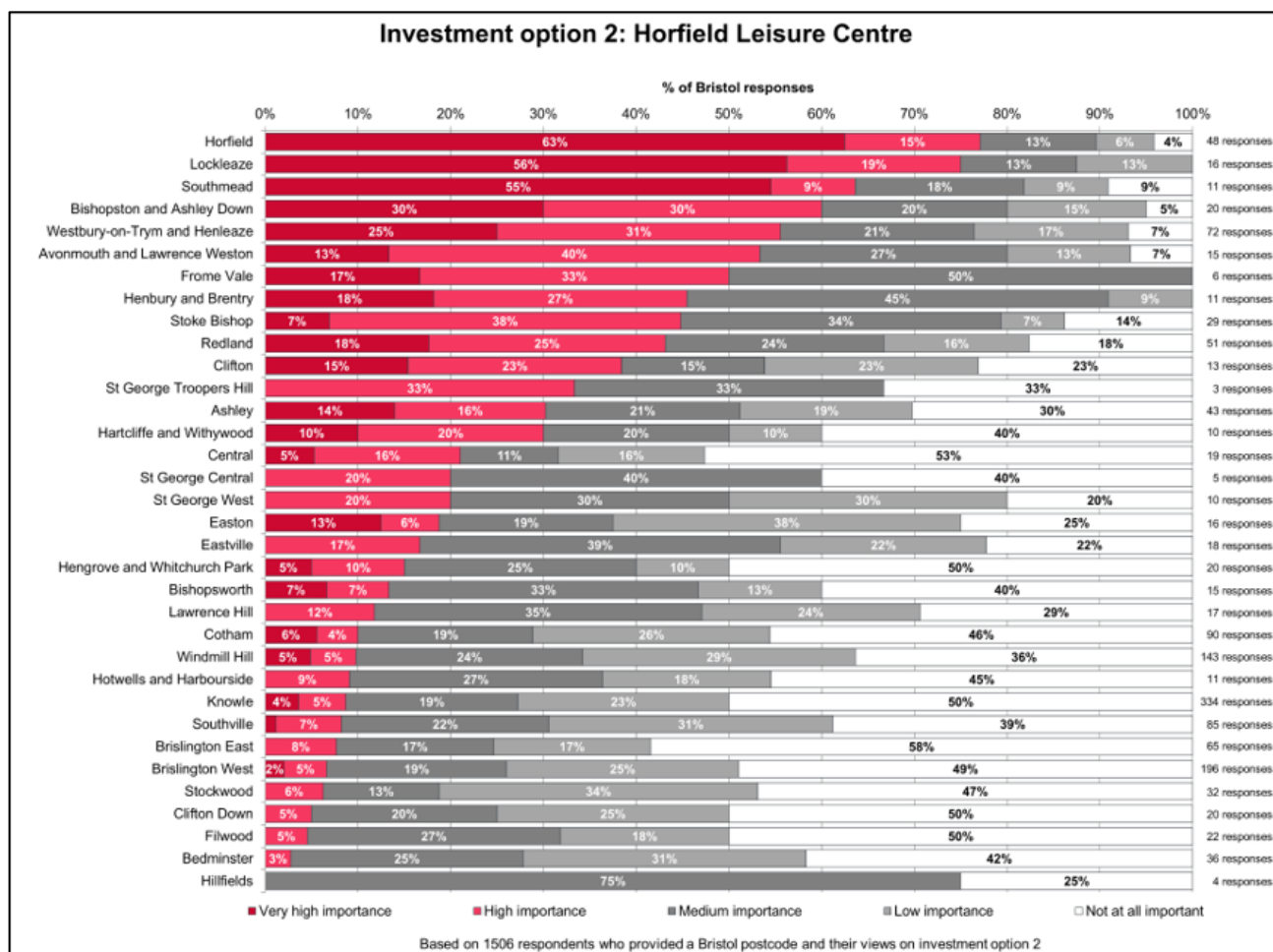
Figure 17: Views on importance of investment option 1: Easton Leisure Centre by ward



Investment option 2: Horfield Leisure Centre

Figure 18 shows the views on the importance of investment option 2: Horfield Leisure Centre in each ward. Respondents in Horfield, Lockleaze, Southmead, Bishopston and Ashley Down, and Westbury-on-Trym and Henleaze placed a high level of importance on investment option 2: Horfield Leisure Centre.

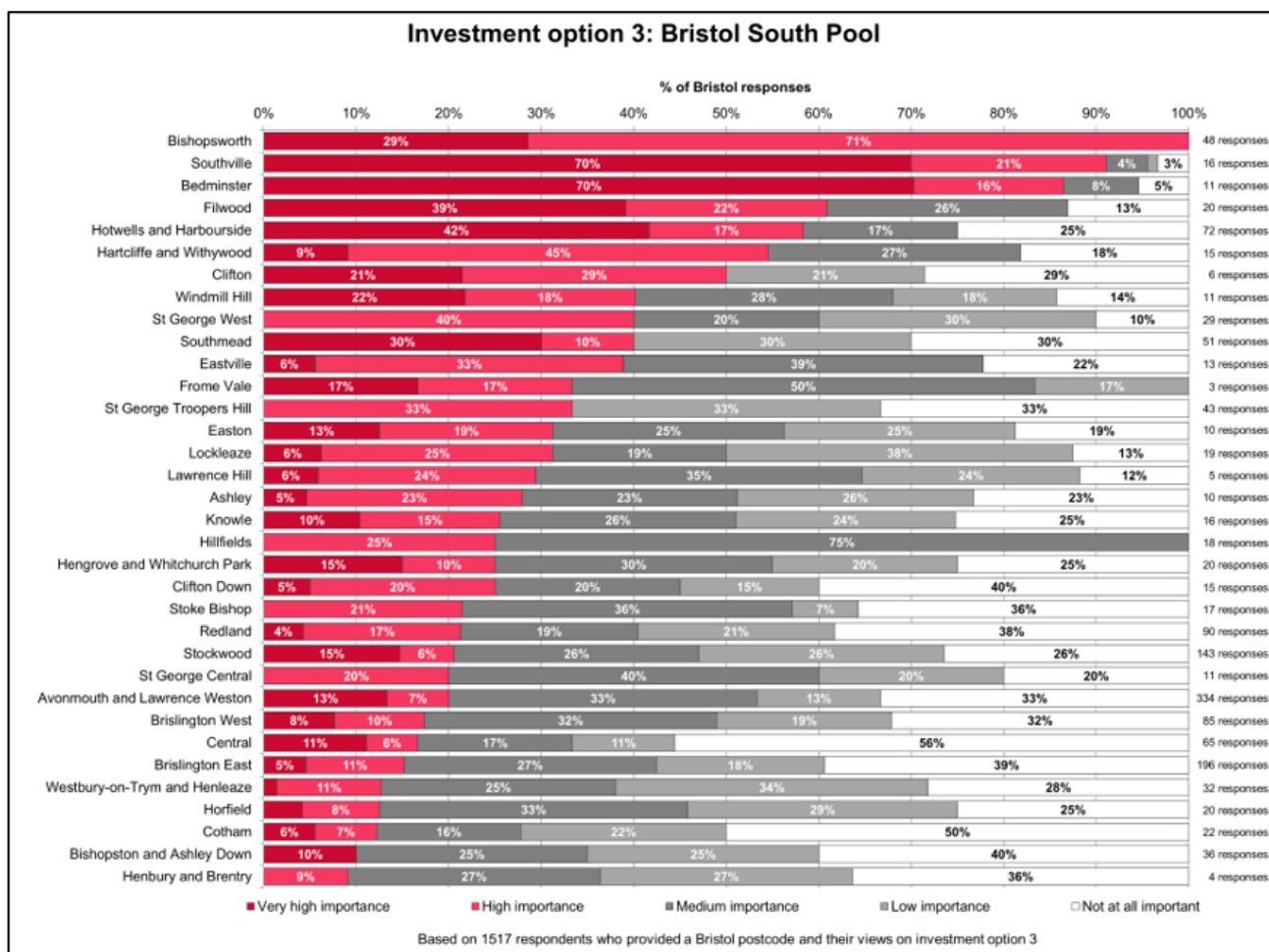
Figure 18: Views on importance of investment option 2: Horfield Leisure Centre by ward



Investment option 3: Bristol South Pool

Figure 19 shows the views on the importance of investment option 3: Bristol South Pool in each ward. Respondents in Bishopsworth, Southville, Bedminster, Filwood, Hotwells and Harbourside, and Hartcliffe and Withywood placed a high level of importance on investment option 3: Bristol South Pool.

Figure 19: Views on importance of investment option 3: Bristol South Pool by ward

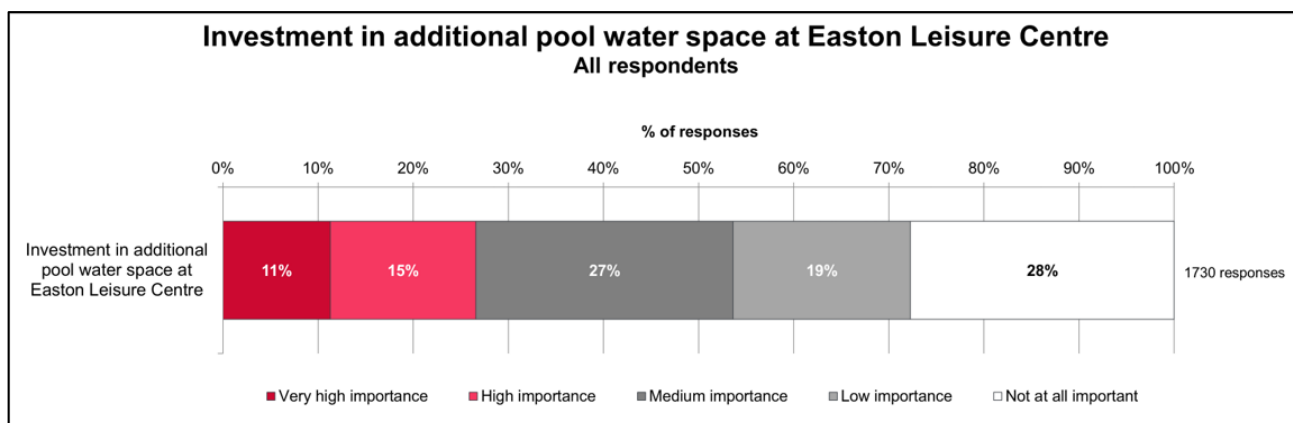


4.3 Views on investment in additional pool water space at Easton Leisure Centre

4.3.1 All respondents

Respondents were asked how important they think additional pool water space would be at Easton Leisure Centre, if external funding becomes available (Figure 20) using a five-point scale from 'very high importance' to 'not at all important'.

Figure 20: Views on importance of investment in additional pool water space at Easton Leisure Centre



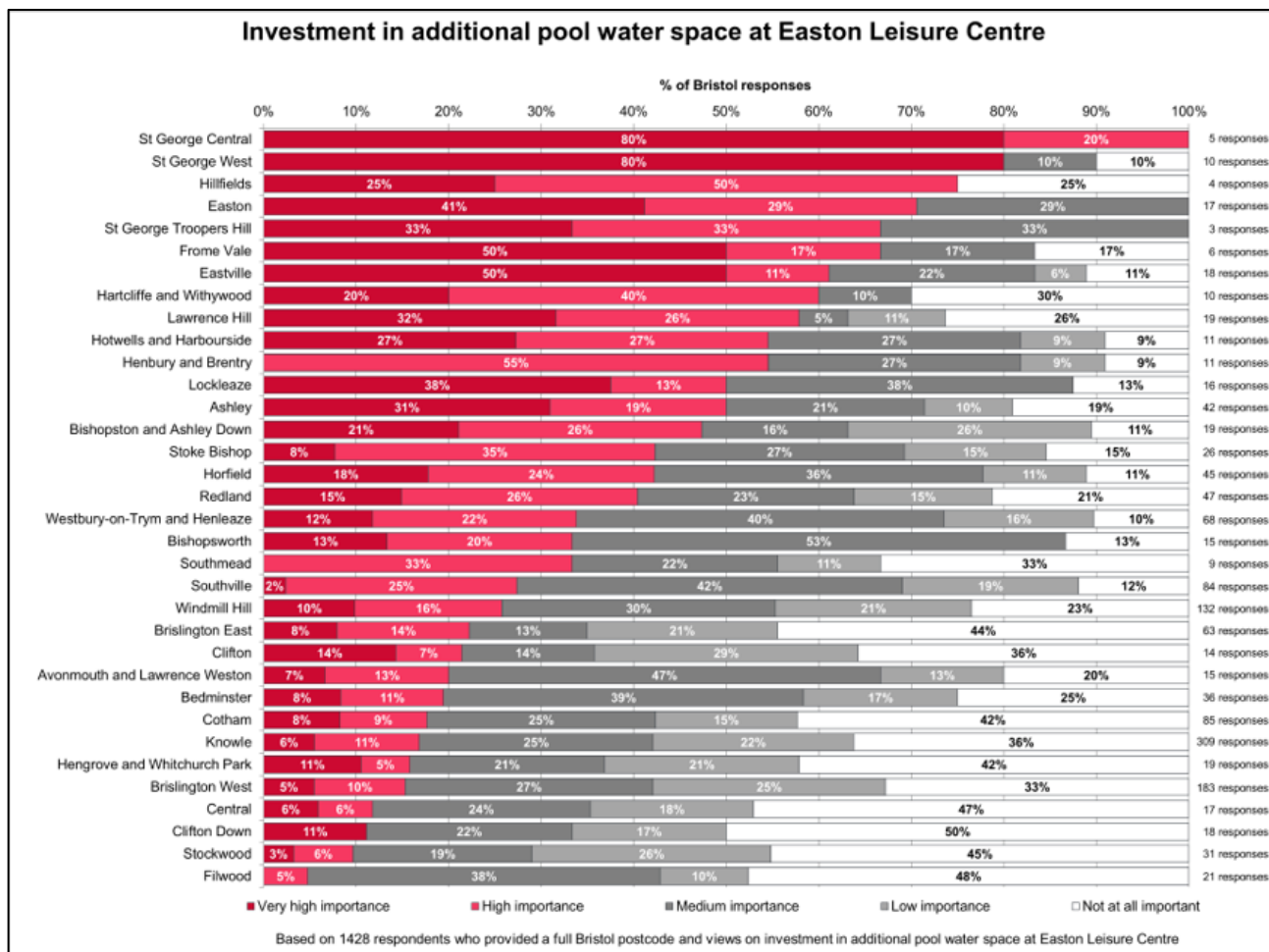
1,730 (87%) of the respondents provided their views on investment in additional pool water space at Easton Leisure Centre. Of these:

- 26% rated investment option 1 as ‘very high importance’ or ‘high importance’
- 27% rated investment option 1 as ‘medium importance’
- 47% rated investment option 1 as ‘low importance’ or ‘not at all important’

4.3.2 Views on additional pool water space by ward

Figure 21 shows that respondents in St George Central, St George West, Hillfields, Easton, St George Troopers Hill, Frome Vale and Eastville placed a high level of importance on investment in additional pool water space at Easton Leisure Centre.

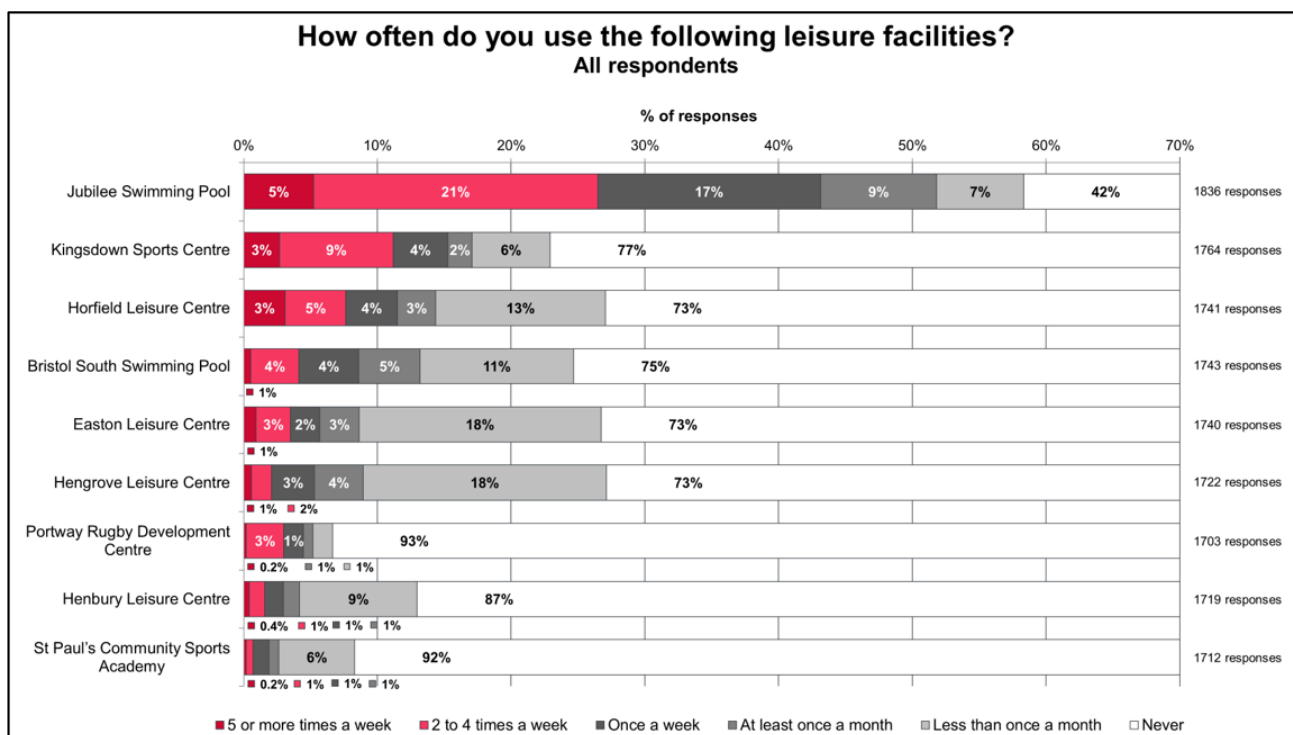
Figure 21: Views on importance of investment in additional pool water space at Easton Leisure Centre by ward.



4.4 Respondents’ frequency of use for the nine council-owned leisure facilities

Respondents were asked how often they use the nine council-owned leisure facilities (Figure 22) on a six-point scale from ‘5 or more times a week’ to ‘never’. The most frequently used leisure centre among respondents to the survey was Jubilee Pool, and the least frequently used leisure centre was St Pauls Community Sports Academy.

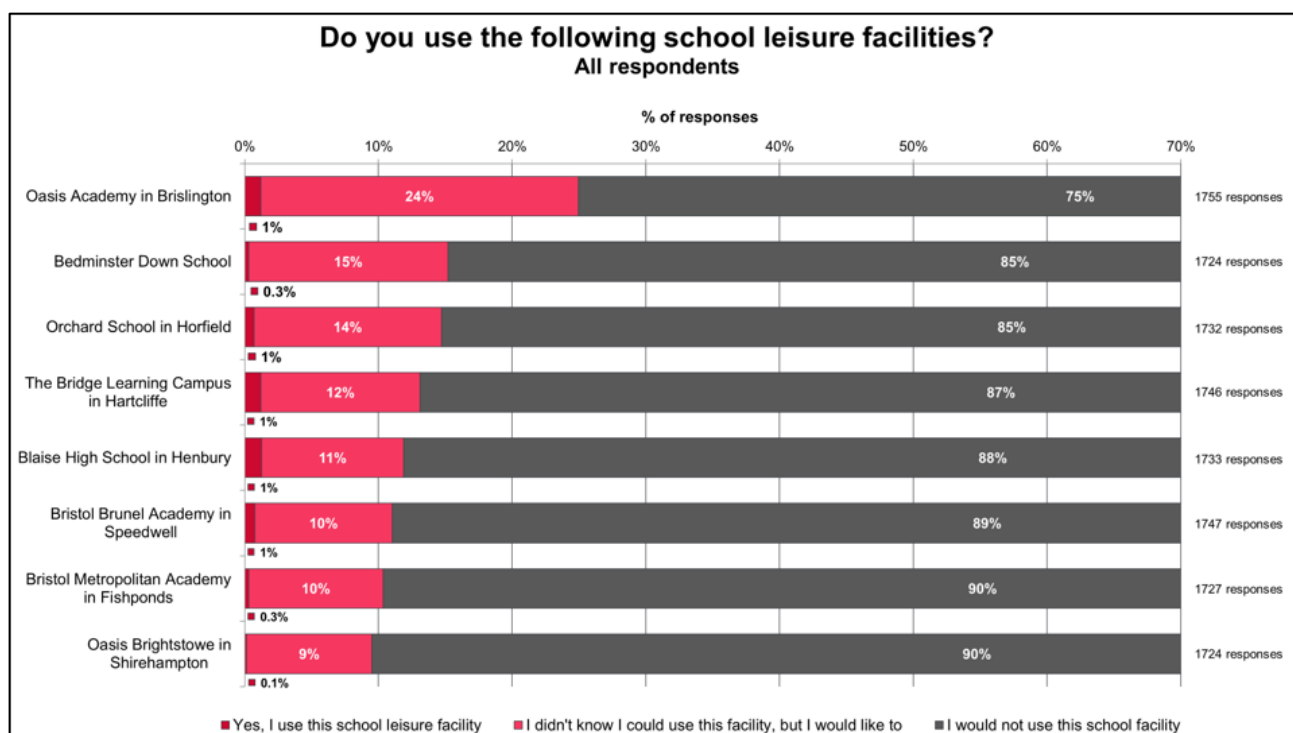
Figure 22: Respondents’ use of the nine council-owned leisure facilities



4.5 Respondents’ use of eight school leisure facilities the council helps to fund

Respondents were asked whether they use the eight school leisure facilities that the council helps to fund (Figure 23). Answer options were ‘Yes, I use this leisure facility’, ‘I didn’t know I could use this facility, but I would like to’, and ‘I would not use this leisure facility’. The leisure facility with the highest existing or intended use (defined as respondents who say they would like to use it) is at Oasis Academy in Brislington. The leisure facility with the lowest existing or intended use was at Oasis Brightstowe in Shirehampton.

Figure 23: Respondents’ use of eight school leisure facilities the council helps to fund



4.6 Views on the importance of types of provision in leisure centres

Respondents were asked to rate the importance of different aspects of provision in leisure centres (Figure 24) using a five-point scale from ‘very high importance’ to ‘not at all important’. The aspects of provision included opening times, types of classes/activities, café facilities and spectator seating.

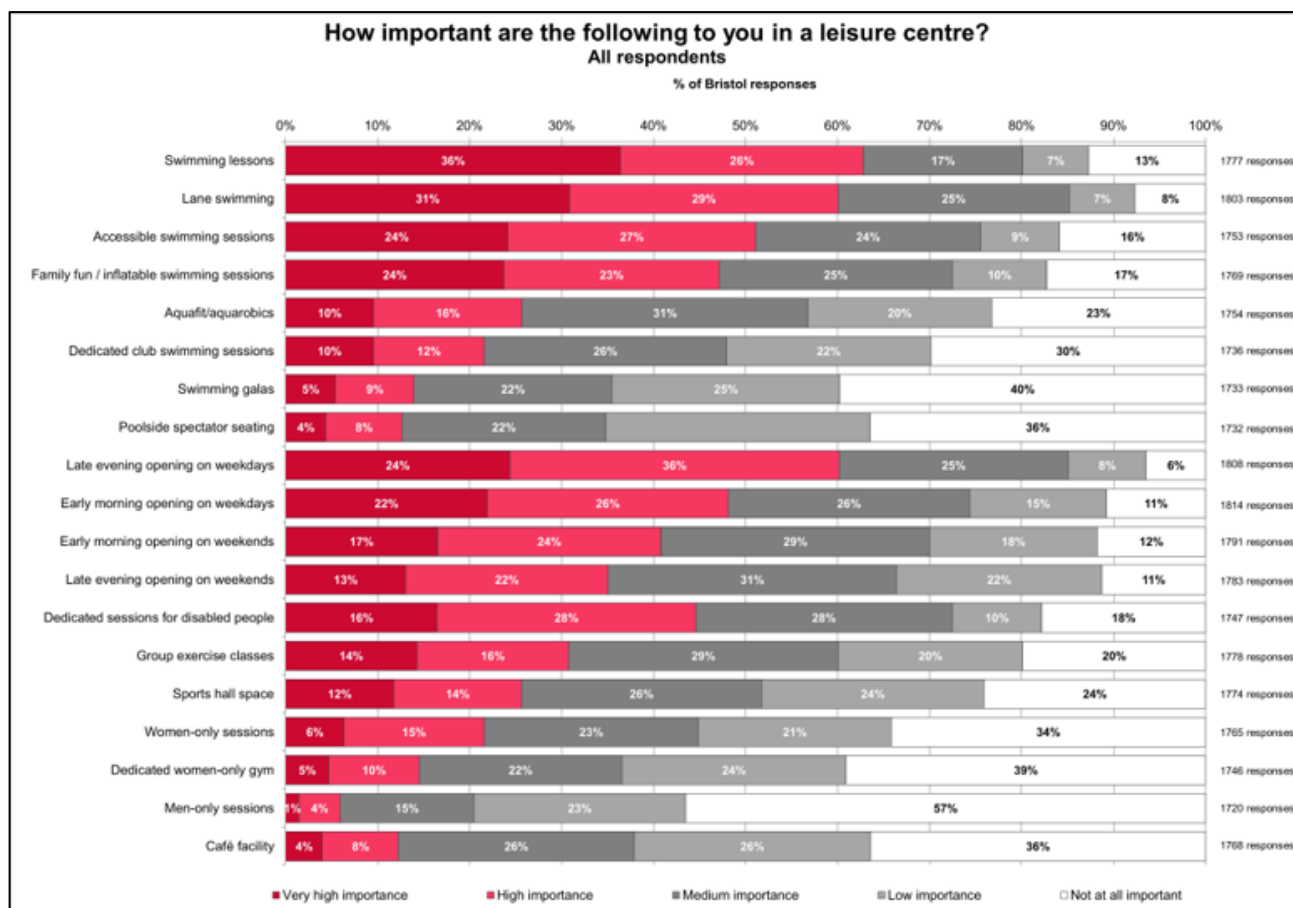
Respondents said the most important provision is swimming lessons, with 62% responding ‘very high importance’ or ‘high importance’. Of other swimming-related provision, the least important to respondents were swimming galas (14% high or very high importance) and poolside spectator seating (12% high or very high importance).

Extended opening hours are also important to respondents, with late evening opening on weekdays (60% high or very high importance) and early morning opening on weekdays (48% high or very high importance) stated to be most important.

Of the other aspects of provision, dedicated sessions for disabled people was the most important (44% high or very high importance)

Respondents were also invited to suggest other things that are important to them in leisure centres (see section 5.7).

Figure 24: Views on the importance of types of provision in leisure centres



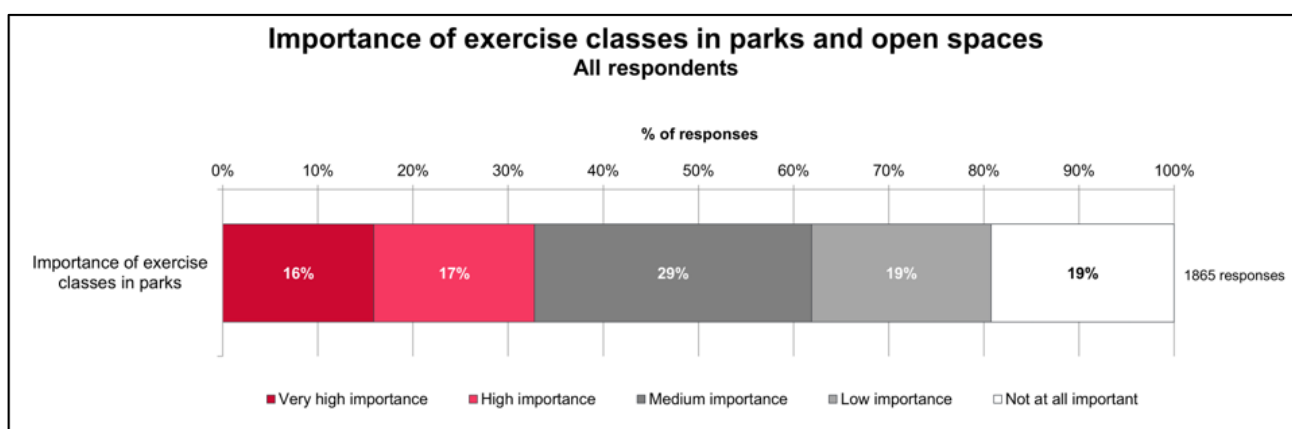
4.7 Views on the importance of exercise classes in parks and open spaces

4.7.1 All respondents

Respondents were asked to rate the importance of being able to take part in exercise classes in parks and open spaces (Figure 25), using a five-point scale from ‘very high importance’ to ‘not at all important’. 1,865 (94%) of the respondents provided their views, of whom:

- 33% rated exercise classes in parks as ‘very high importance’ or ‘high importance’
- 29% rated exercise classes in parks as ‘medium importance’
- 38% rated exercise classes in parks as ‘low importance’ or ‘not at all important’.

Figure 25: Views on the importance of exercise classes in parks and open spaces

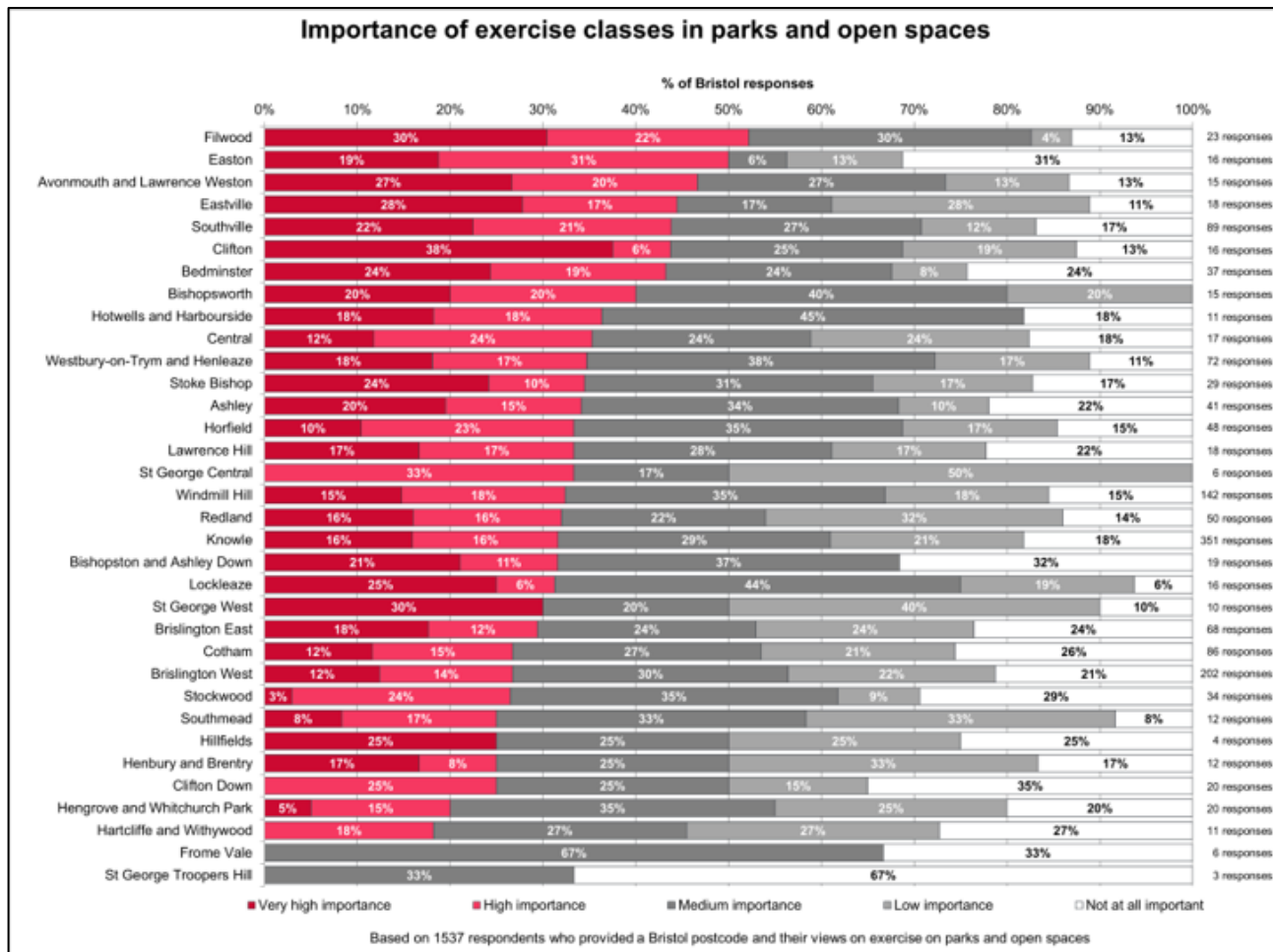


4.7.2 Views on exercise classes in parks and open spaces by ward

Views on the importance of exercise classes in parks and open spaces varied for respondents in different wards (Figure 26). Respondents in Filwood placed the highest importance on exercise classes in parks and open spaces, where 52% said this was high or very high importance. This was closely followed by respondents in Easton (50%) and Avonmouth and Lawrence Weston (47%).

Frome Vale and St George were the wards where exercise classes in parks were thought to be least important – no one rated this as high or very high importance.

Figure 26: Respondents' views on the importance of exercise classes in parks and open spaces by ward



5 Survey free text comments and suggestions on the strategy

5.1 Overview

Respondents to the survey were asked for their comments and suggestions in the following free text questions:

- Question 2: “Please tell us why you agree or disagree with our overall approach. If you think there should be a different approach, please tell us here.”
- Question 4: “Please tell us why you think investment at Easton Leisure Centre is important or not important”
- Question 5: “Please tell us why you think investment at Horfield Leisure Centre is important or not important”
- Question 6: “Please tell us why you think investment at Bristol South Pool is important or not important”
- Question 7: “Please tell us why you think investment in additional pool water space at Easton Leisure Centre is important or not important”
- Question 9: How important are the following to you in a leisure centre? (If something else, please say what).

The comments and suggestions received have been categorised into themes and are summarised in the following sections.

5.2 Free text comments on the overall approach in the strategy

Question 2: “Please tell us why you agree or disagree with our overall approach. If you think there should be a different approach, please tell us here.”

1,775 (89%) respondents to the survey said why they agree or disagree with the strategy’s overall approach (Figure 27). Of these:

- 1,267 (71%) said to keep Jubilee Pool or Kingsdown Sports Centre open
- 395 (22%) recommended investing in or improving facilities
- 326 (18%) said facilities are needed or important
- 126 (7%) said that leisure facilities or centres should be given to the community in a Community Asset Transfer (CAT)
- 86 (5%) said the draft strategy goes against Bristol’s health aims
- 78 (4%) said they agree with the strategy in general
- 34 (2%) said they do not have an opinion
- 31 (2%) said they do not want Kingsdown Sports Centre or Jubilee Pool to be kept open
- 21 (1%) said they do not want investment in or improved leisure facilities
- 9 (1%) provided feedback on the information in the consultation or consultation process

Figure 27: Respondents' views on why they agree or disagree with the overall approach or suggestions for a different approach:

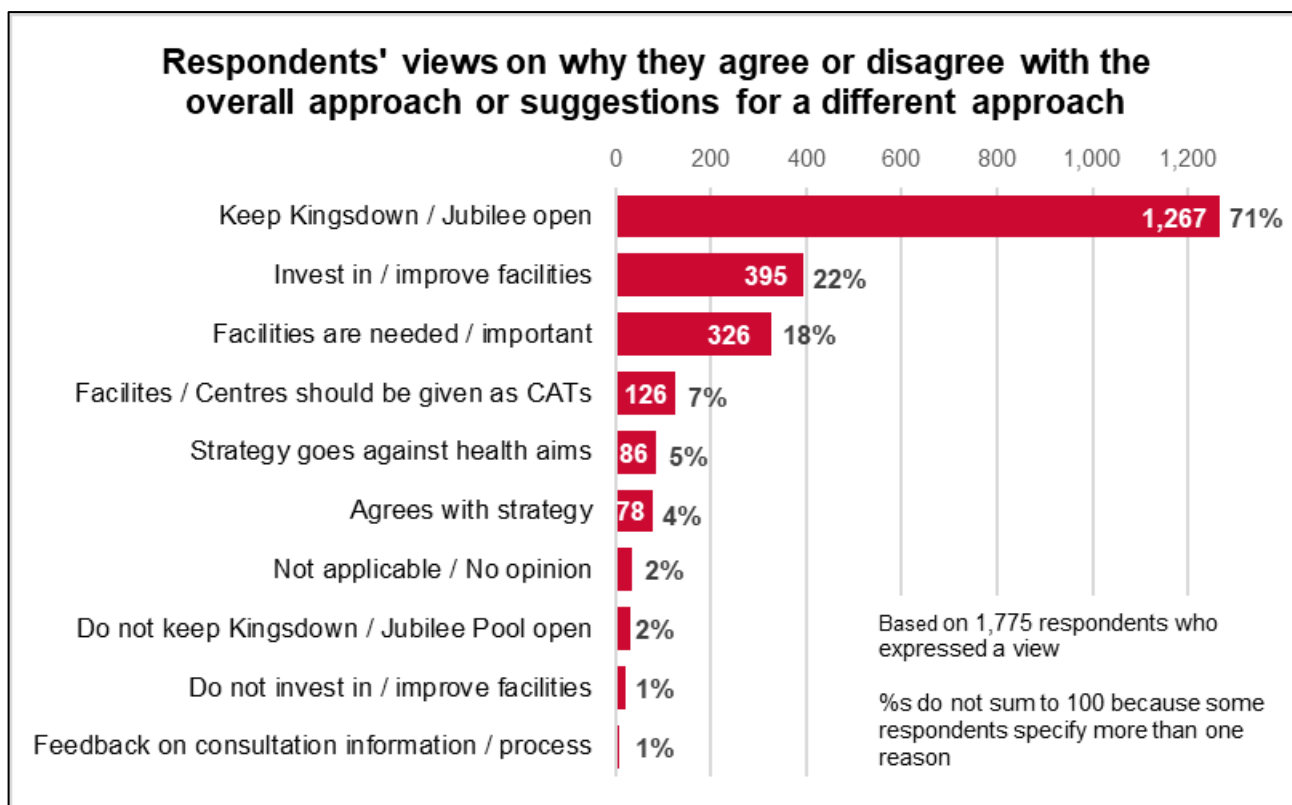


Figure 28 shows the breakdown of comments by the 1,267 respondents who said to keep Kingsdown Sports Centre or Jubilee Pool open. Of these:

- 961 (76%) said keep Jubilee Pool open
- 561 (44%) respondents said alternative facilities to Kingsdown Sports Centre or Jubilee Pool are too far from where they live or require car use to get to
- 377 (30%) said Hengrove Leisure Centre is not a suitable alternative to Jubilee Pool
- 289 (23%) said to keep Kingsdown Sports Centre open or invest in Kingsdown Sports Centre
- 24 (2%) said the Bristol University gym is not a suitable alternative to Kingsdown Sports Centre
- 9 (1%) said Bristol South Pool is not a suitable alternative to Jubilee Pool
- 2 (0%) said Easton Leisure Centre is not a suitable alternative to Jubilee Pool

Figure 28: Breakdown of comments to keep Kingsdown Sports Centre or Jubilee Pool open

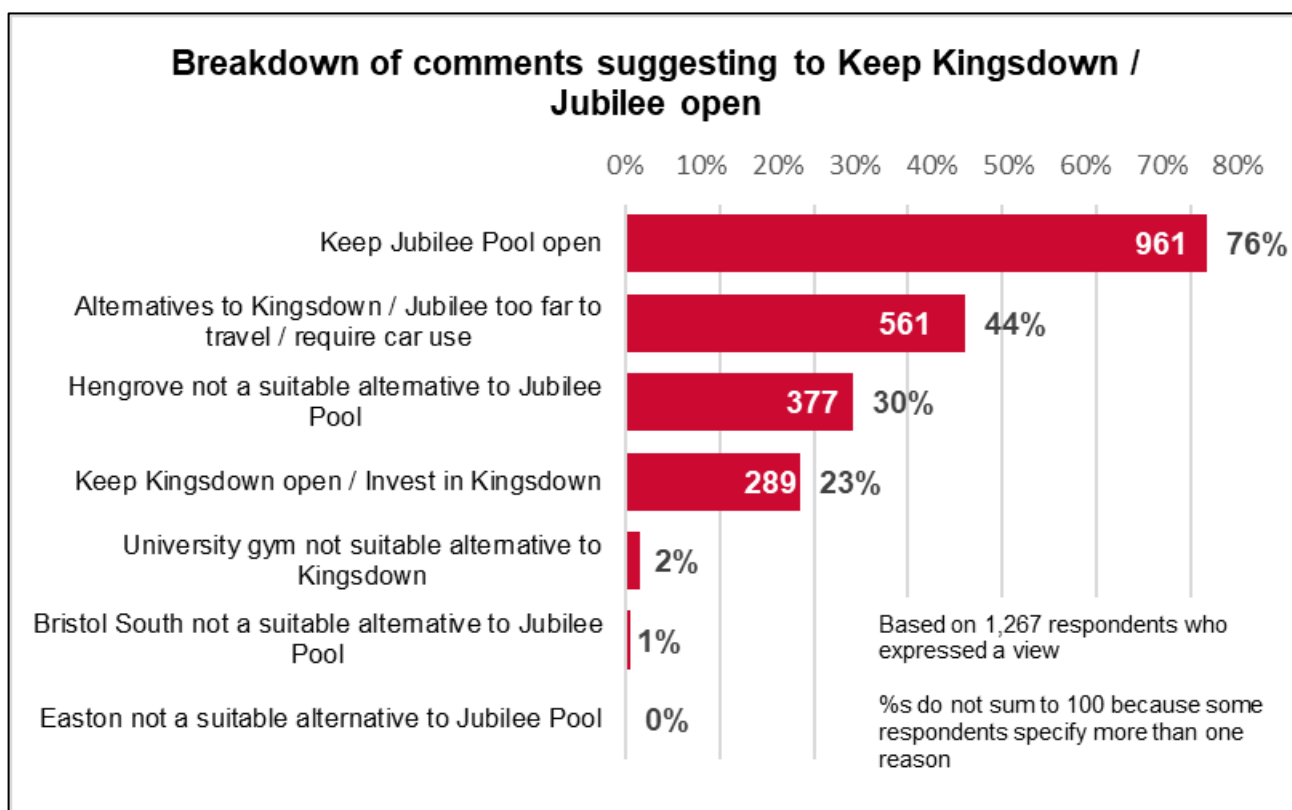


Figure 29 shows the breakdown of comments by the 395 respondents who said to invest in or improve facilities. Of these:

- 209 (53%) said to keep all leisure facilities open or invest in all leisure facilities
- 58 (15%) had other suggestions or ideas for how to improve leisure facilities
- 54 (14%) said to invest in or prioritise Easton Leisure Centre
- 49 (12%) said to invest in or prioritise Horfield Leisure Centre
- 32 (8%) said to invest in pools
- 22 (6%) said open more leisure facilities
- 11 (3%) said invest in sports facilities
- 10 (3%) said create women-only spaces
- 2 (1%) said to invest in or prioritise Bristol South Pool

Figure 29: Breakdown of comments on investing in or improving leisure facilities

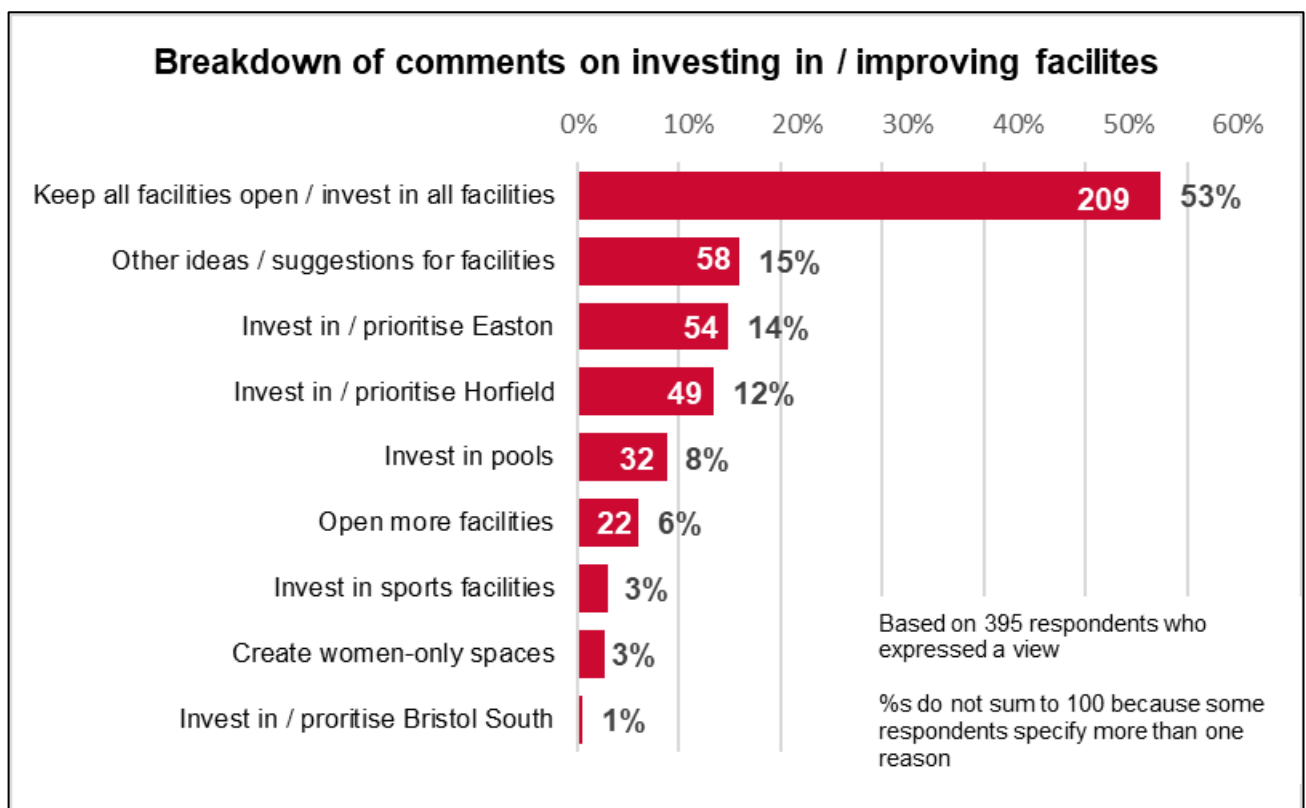
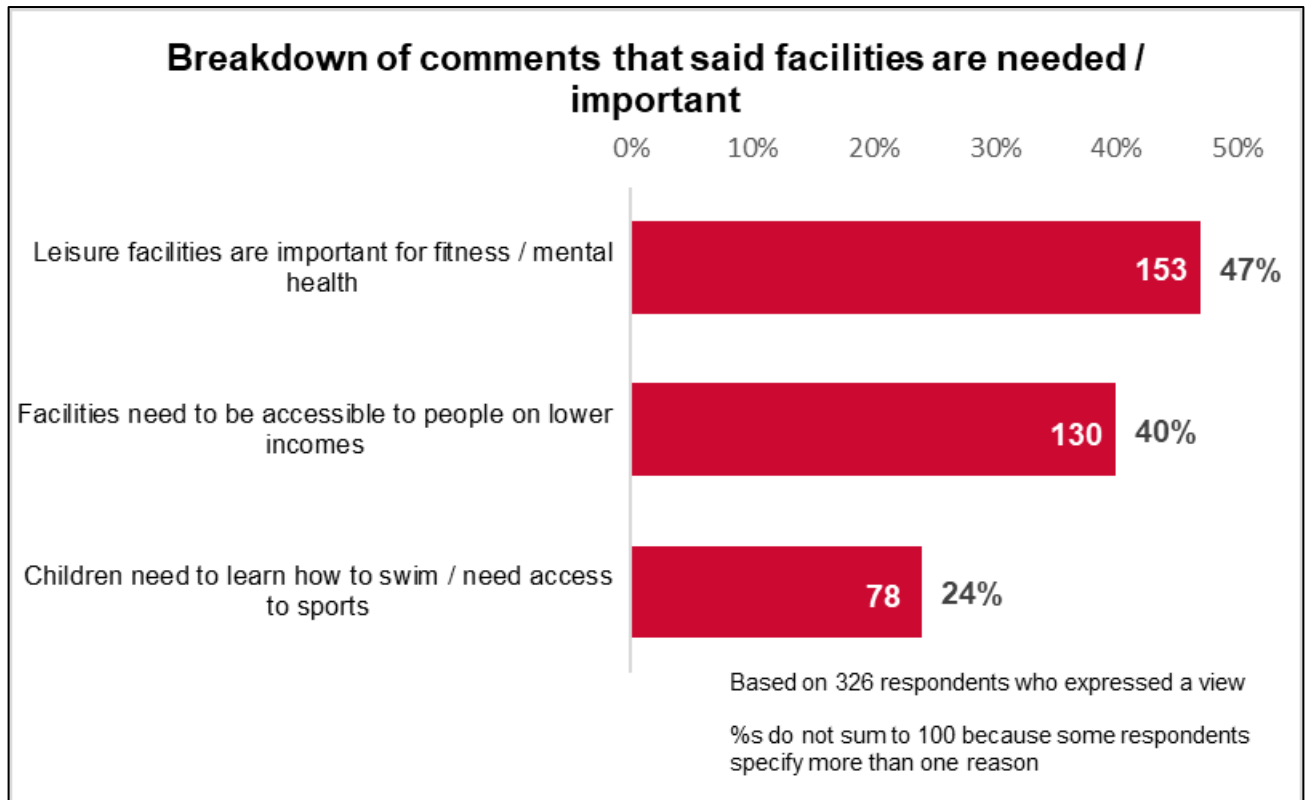


Figure 30 shows the breakdown of comments by the 326 respondents who said that facilities are needed / important.:

- 153 (47%) said leisure facilities are important for physical and mental health
- 130 (40%) said that leisure facilities need to be accessible to people on lower incomes
- 78 (24%) said that leisure facilities are important because children need to learn how to swim or need access to sports

Figure 30: Breakdown of comments that said facilities are needed / important



Of the 31 people who said do not keep Kingsdown Sports Centre or Jubilee Pool open:

- 24 (77%) said do not keep Kingsdown Sports Centre open
- 14 (45%) said do not keep Jubilee Pool open

5.3 Free text comments on investment option 1: Easton Leisure Centre

Question 4: “Please tell us why you think investment at Easton Leisure Centre is important or not important”

1305 (66%) respondents to the survey said why they think investment at Easton Leisure Centre is important or not important (Figure 31). Of these:

- 526 (40%) said why they think investment in Easton Leisure Centre is important
- 197 (15%) said why they think investment in Easton Leisure Centre is not important
- 684 (52%) provided other comments
- 25 (2%) said they had no opinion

Figure 31: Respondents’ view on why investment in Easton Leisure Centre is important or not important

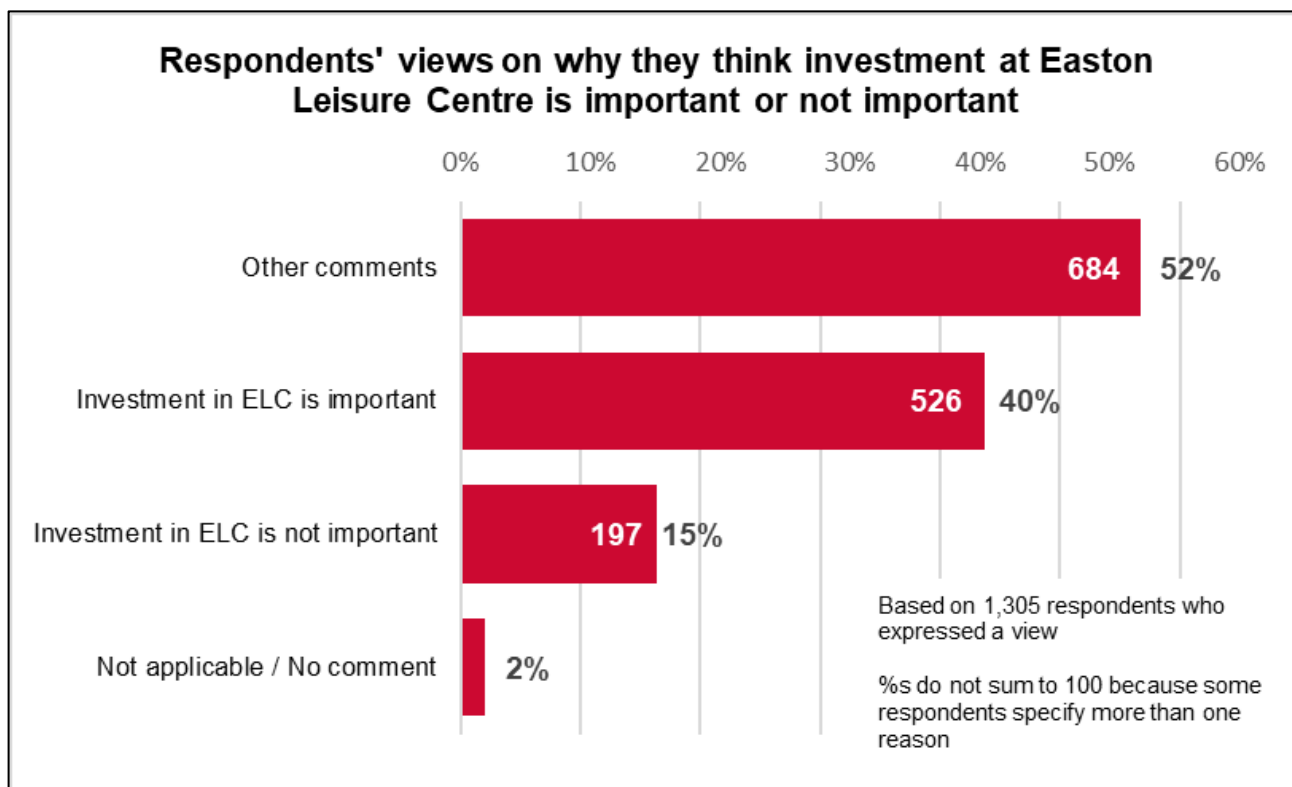


Figure 32 shows the breakdown of comments by the 526 respondents who said why they think investment in Easton Leisure Centre is important (Figure 32):

- 242 (46%) said investment would benefit the local community
- 104 (20%) said the building needs refurbishment or improvement
- 85 (16%) were in favour of a women-only area
- 73 (14%) want investment in the pool area
- 60 (11%) said Easton Leisure Centre is well used
- 40 (8%) said the size of the sports hall needs to be maintained
- 12 (2%) want investment in car parking or other improvement to accessibility
- 10 (2%) said Easton Leisure Centre needs a larger gym facility
- 6 (1%) said investment in Easton Leisure Centre is important in general or for other reasons
- 2 (0%) had other suggestions for investing in Easton Leisure Centre

Figure 32: Breakdown of views why investment in Easton Leisure Centre is important

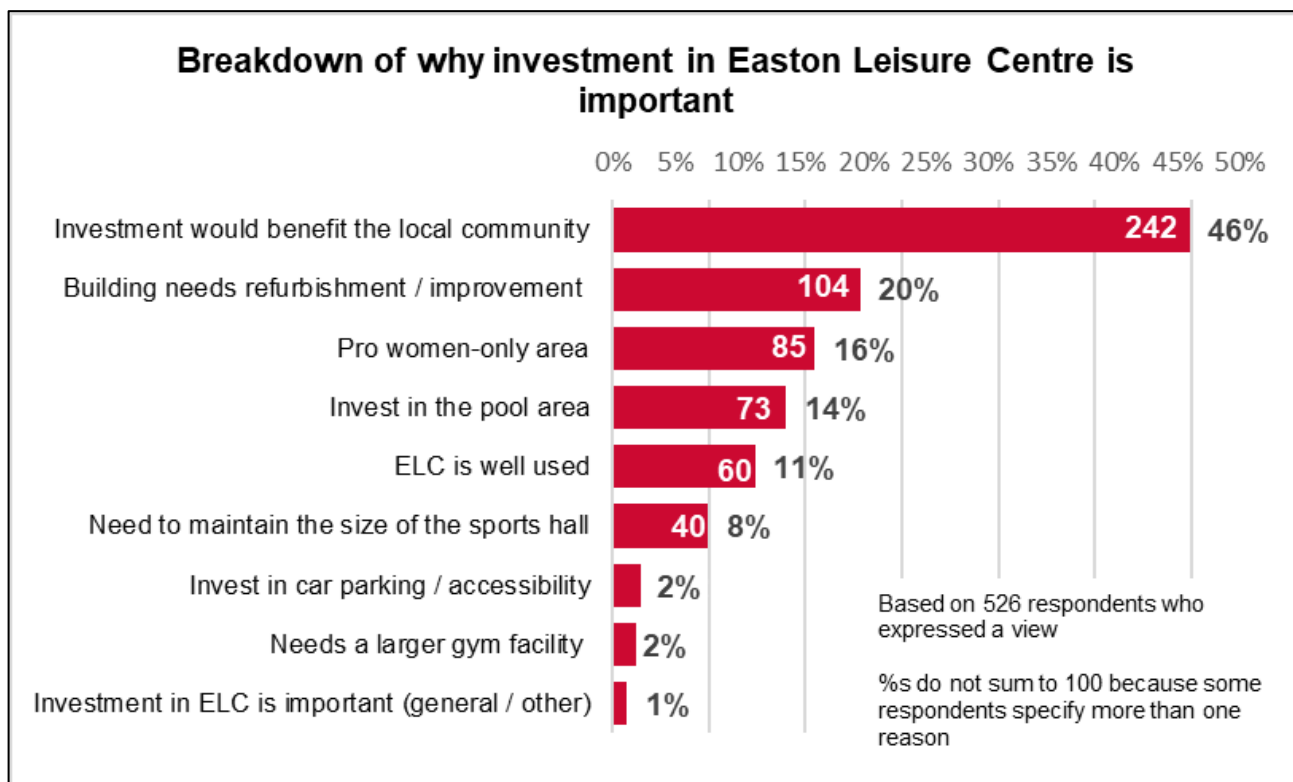
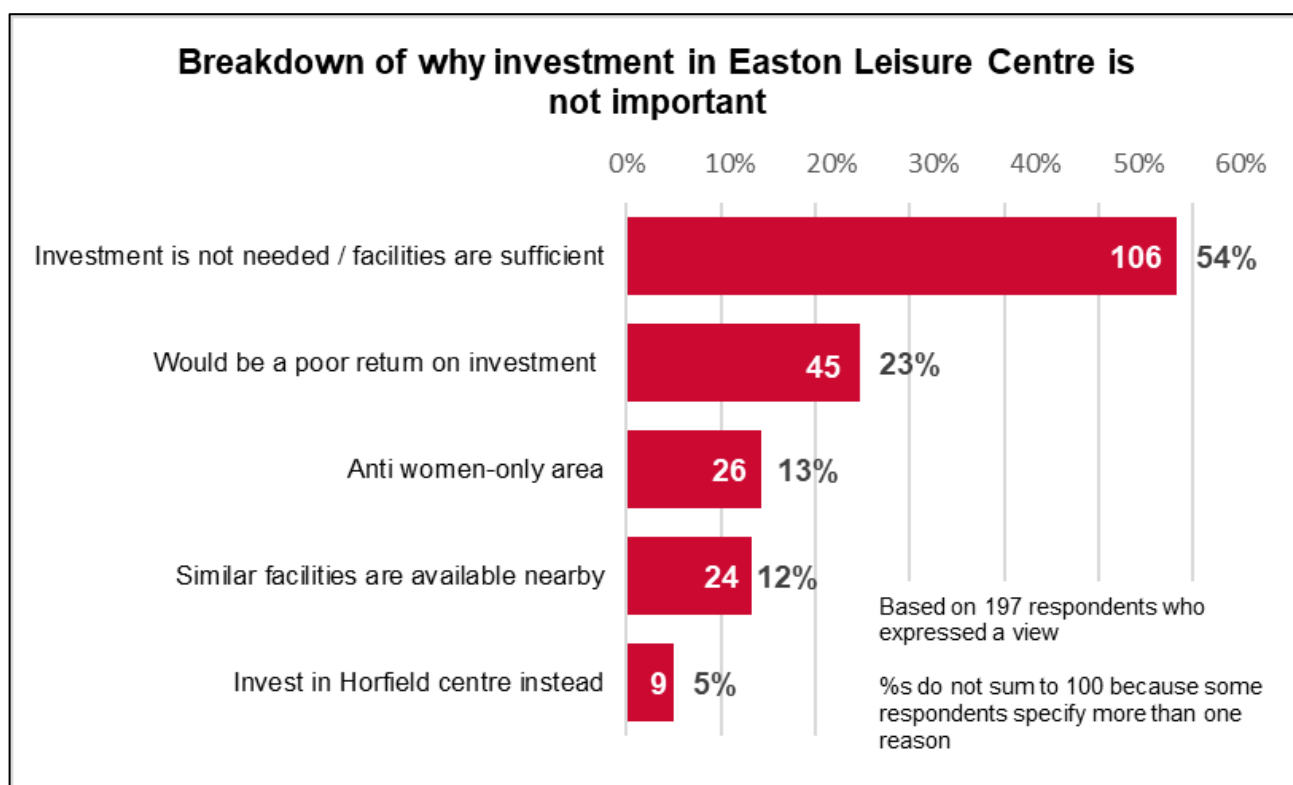


Figure 33 shows the breakdown of comments by the 197 respondents who said investment in Easton Leisure Centre is not important:

- 106 (54%) said investment is not needed or that the facilities are sufficient
- 45 (23%) said there would be a poor return on investment
- 26 (13%) said they oppose having a women-only area
- 24 (12%) said similar facilities are available nearby
- 9 (5%) said to invest in Horfield Leisure Centre instead

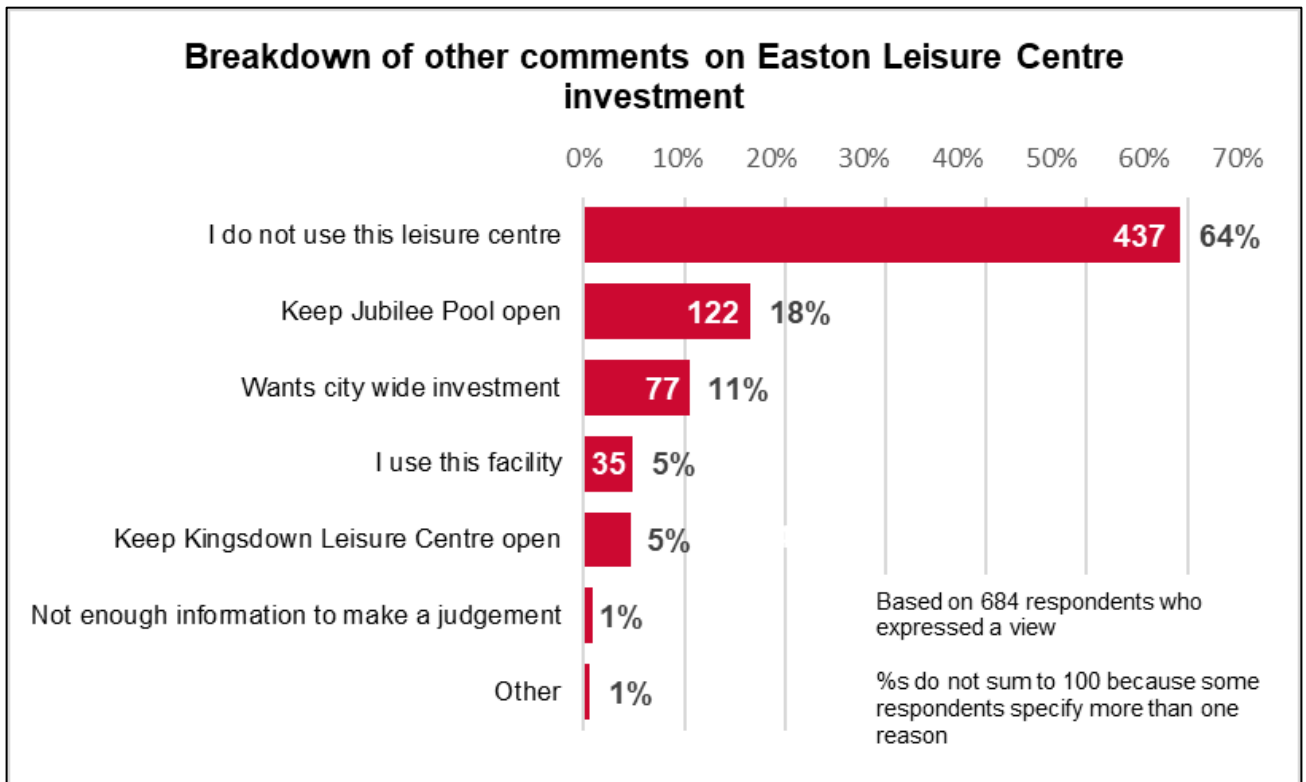
Figure 33: Breakdown of views on why investment in Easton Leisure Centre is not important



Of the 684 respondents who made other comments (Figure 34):

- 437 (64%) said they do not use Easton Leisure Centre
- 122 (18%) said to keep Jubilee Pool open
- 77 (11%) want city-wide investment in leisure facilities
- 35 (5%) said they do use Easton Leisure Centre
- 34 (5%) said keep Kingsdown Sports Centre open
- 7 (1%) said there was not enough information to make a judgement
- 4 (1%) made other comments

Figure 34: Breakdown of other comments on Easton Leisure Centre investment



5.4 Free text comments on investment option 2: Horfield Leisure Centre

Question 5: “Please tell us why you think investment at Horfield Leisure Centre is important or not important”

1290 (65%) respondents to the survey said why they thought investment at Horfield Leisure Centre is important or not important (Figure 35). Of these:

- 321 (25%) said why they think investment in Horfield Leisure Centre is important
- 312 (24%) said why they think investment in Horfield Leisure Centre is not important
- 658 (51%) provided other comments
- 84% had no opinion

Figure 35: Respondents’ views on why they think investment in Horfield Leisure Centre is important or not important

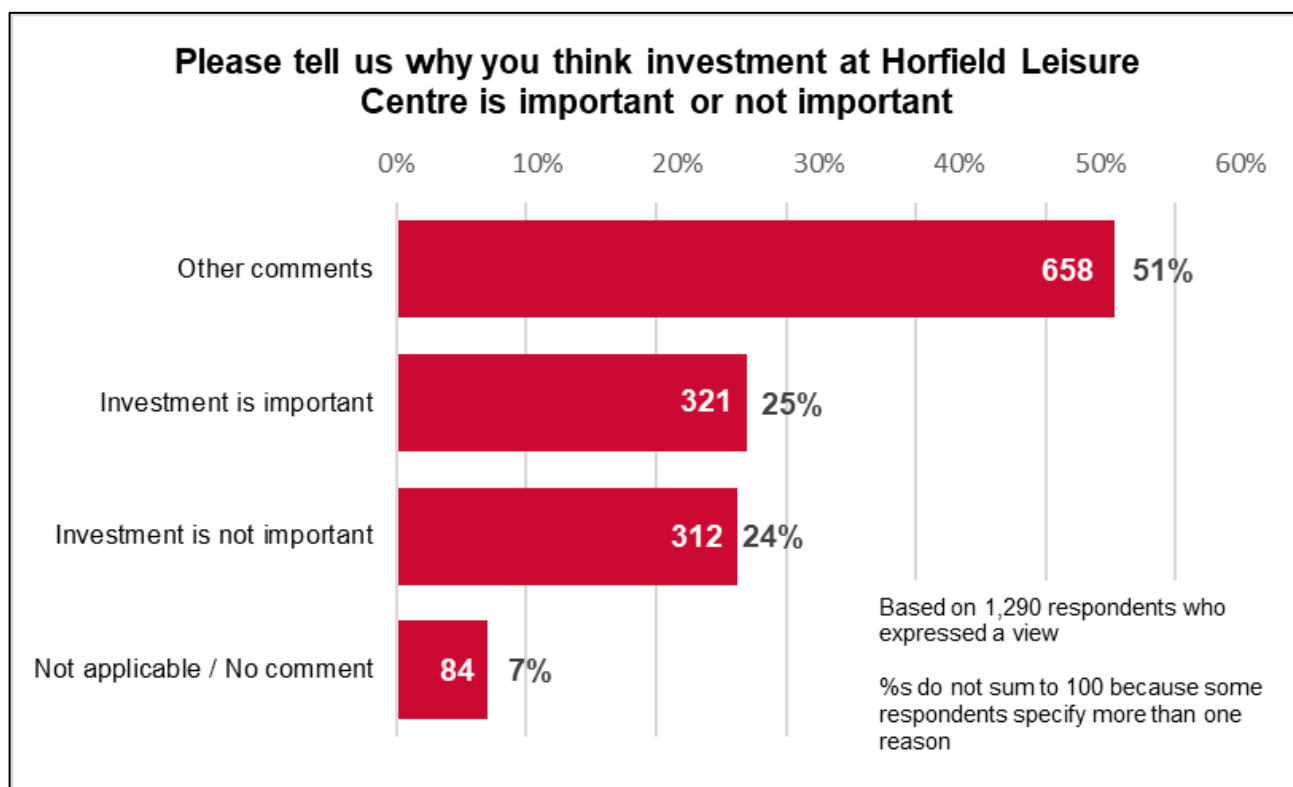


Figure 36 shows the breakdown of comments by the 321 respondents who said investment in Horfield Leisure Centre is important:

- 89 (28%) said Horfield Leisure Centre is well used
- 52 (16%) said surplus income from Horfield Leisure Centre could be used to subsidise other leisure facilities in the city
- 50 (16%) said investment in Horfield Leisure Centre would benefit the local community
- 49 (15%) said the council would have a good return on investment
- 42 (13%) said Horfield Leisure Centre needs a better or larger gym facility
- 36 (11%) said invest in the pool area
- 23 (7%) said Horfield Leisure Centre needs investment but they did not agree with the proposals
- 20 (6%) said the building needed refurbishment or improvement
- 13 (4%) said invest in the sports hall
- 10 (3%) said Horfield Leisure Centre serves a growing population

Figure 36: Breakdown of respondents’ comments on why investment in Horfield Leisure Centre is important

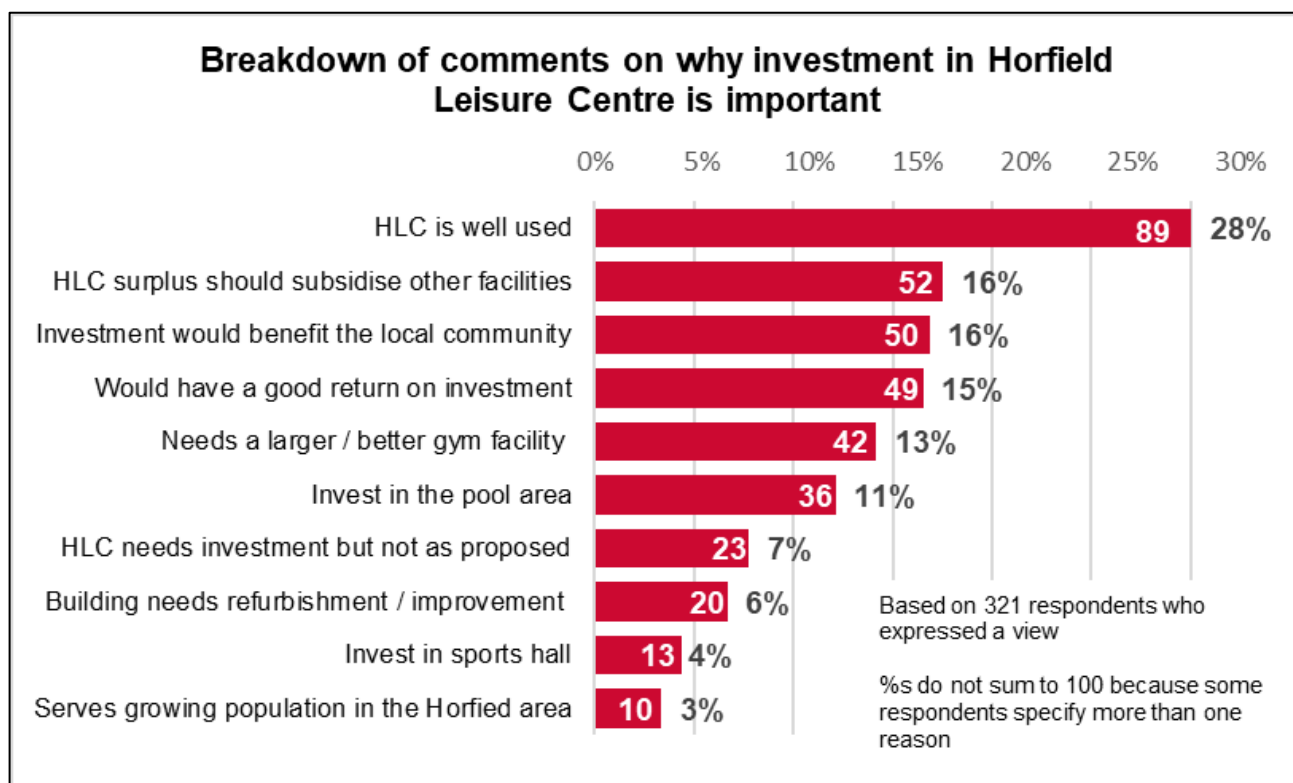
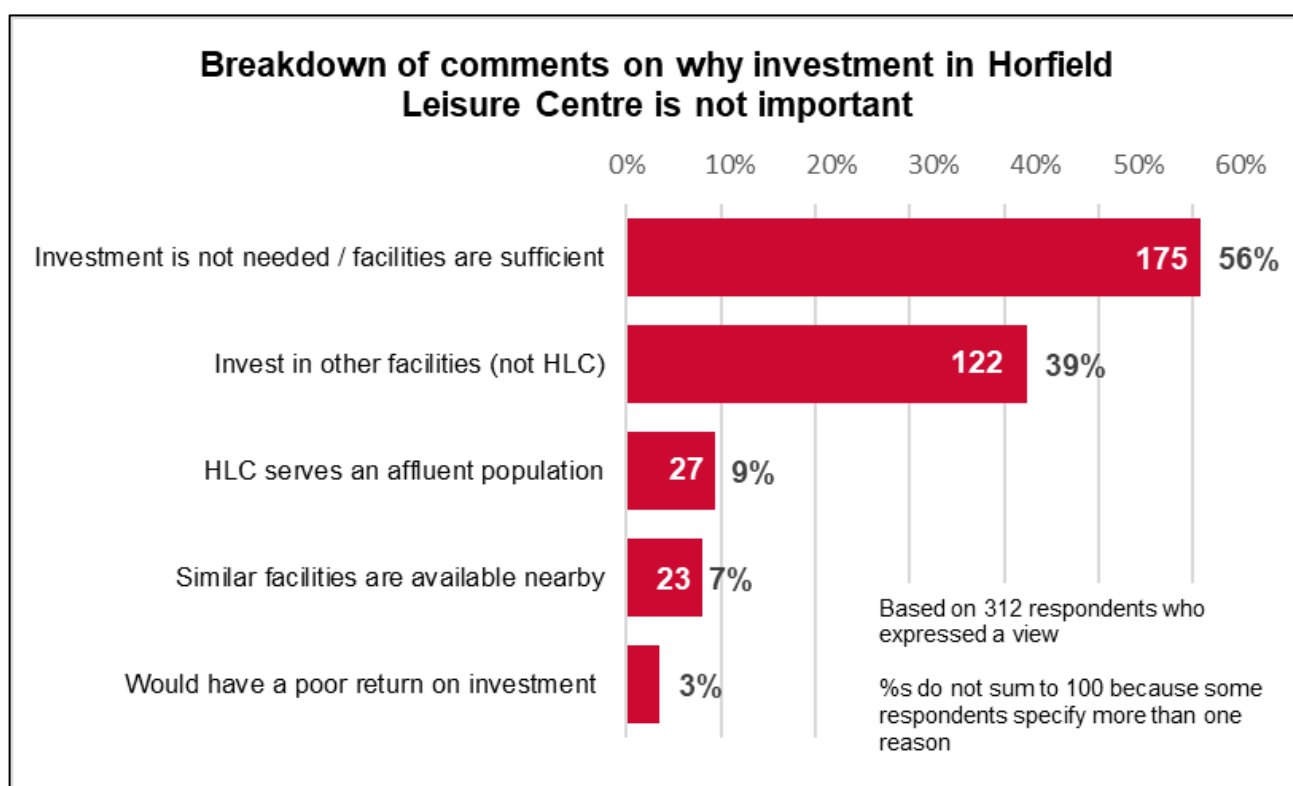


Figure 37 shows the breakdown of comments by the 312 respondents who said why they think investment in Horfield Leisure Centre is not important:

- 175 (56%) said investment is not needed or that facilities are sufficient
- 122 (39%) recommended investing in facilities other than Horfield Leisure Centre instead
- 27 (9%) said Horfield Leisure Centre serves a more affluent population
- 23 (7%) said similar facilities are available nearby
- 10 (3%) said the council would have a poor return on investment

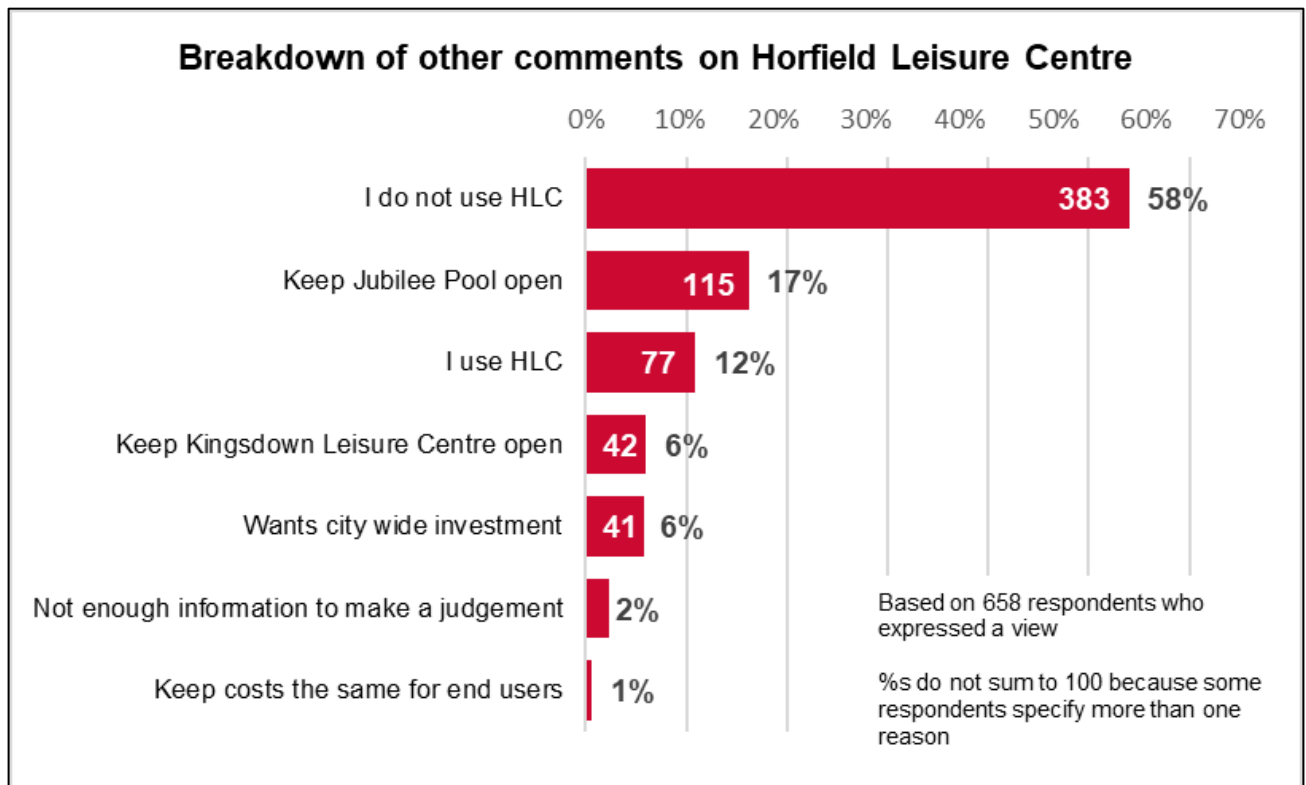
Figure 37: Breakdown of comments on why investment in Horfield Leisure Centre is not important



Of the 658 respondents who made other comments on Horfield Leisure Centre investment (Figure 38):

- 383 (58%) said they do not use Horfield Leisure Centre
- 115 (17%) said to keep Jubilee Pool open
- 77 (12%) said they do use Horfield Leisure Centre
- 42 (6%) said keep Kingsdown Sports Centre open
- 41 (6%) said they want city wide investment in leisure facilities
- 16 (2%) said there was not enough information in the consultation to decide
- 4 (1%) said the cost of using Horfield Leisure Centre should be kept the same

Figure 38: Breakdown of other comments on Horfield Leisure Centre



5.5 Free text comments on investment option 3: Bristol South Pool

Question 6: “Please tell us why you think investment in Bristol South Pool is important or not important”

1,292 (65%) respondents to the survey said why they think investment in Bristol South Pool is important or not important (Figure 39). Of these:

- 567 (44%) said why they think investment in Bristol South Pool is important
- 143 (11%) said why they think investment in Bristol South Pool is not important
- 574 (44%) made other comments
- 111 (9%) said they had no opinion

Figure 39: Respondents’ views on why they think investment in Bristol South Pool is important or not important

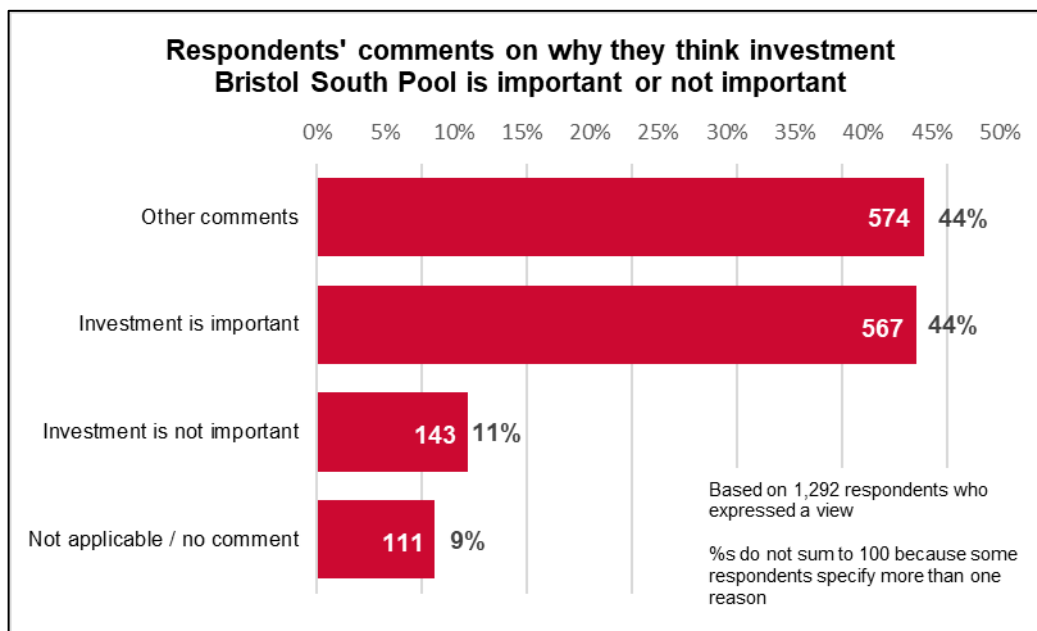


Figure 40 shows the breakdown of comments by the 567 respondents who said why they think investment in Bristol South Pool is important

- 177 (31%) said the building needs refurbishment or improvement
- 175 (31%) said investment would benefit the local community
- 67 (12%) said the council would have a good return on their investment
- 52 (9%) said invest in the pool area
- 51 (9%) said investment in Bristol South Pool is important because it serves a deprived community
- 45 (8%) said similar facilities are not available nearby
- 40 (7%) said Bristol South Pool is well used
- 25 (4%) said more swimming pools are needed
- 23 (4%) said invest in more facilities at Bristol South Pool
- 20 (4%) said Bristol South Pool needs investment but they do not agree with the proposals
- 17 (3%) said invest in car parking and accessibility

Figure 40: Breakdown of respondents’ views on why investment in Bristol South Pool is important

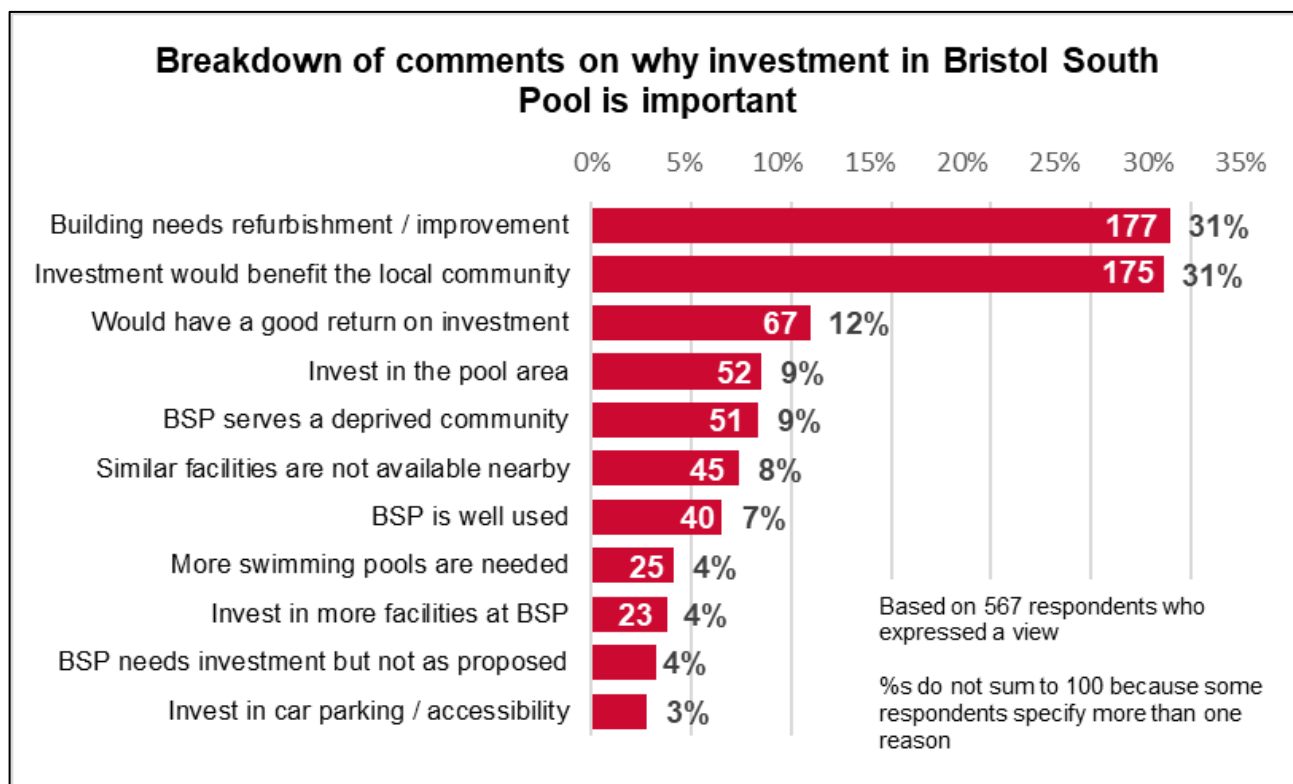
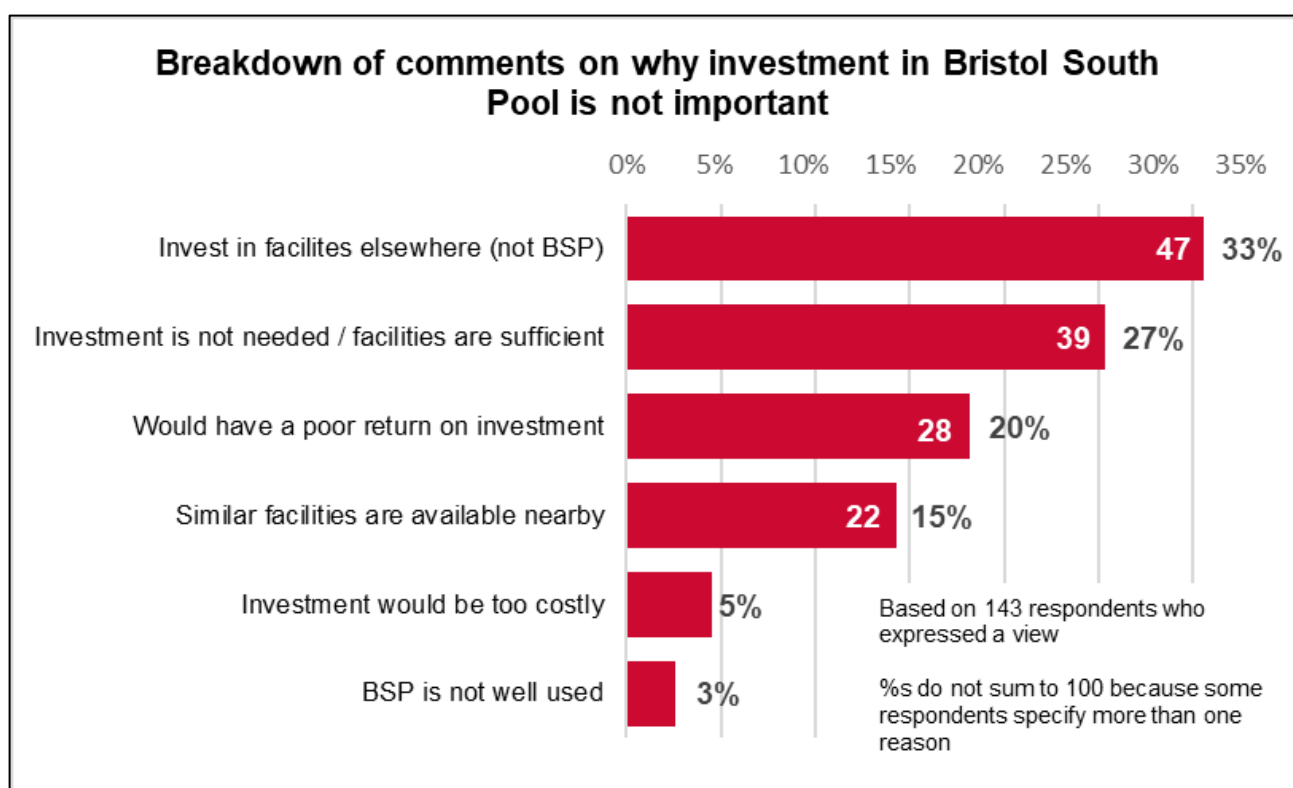


Figure 41 shows the breakdown of comments by the 143 respondents who said why they think investment at Bristol South Pool is not important:

- 47 (33%) recommended investing in facilities other than Bristol South Pool instead
- 39 (27%) said investment is not needed or that facilities are sufficient
- 28 (20%) said the council would have a poor return on investment
- 22 (15%) said similar facilities are available nearby
- 7 (5%) said investment would be too costly
- 4 (3%) said Bristol South Pool is not well used

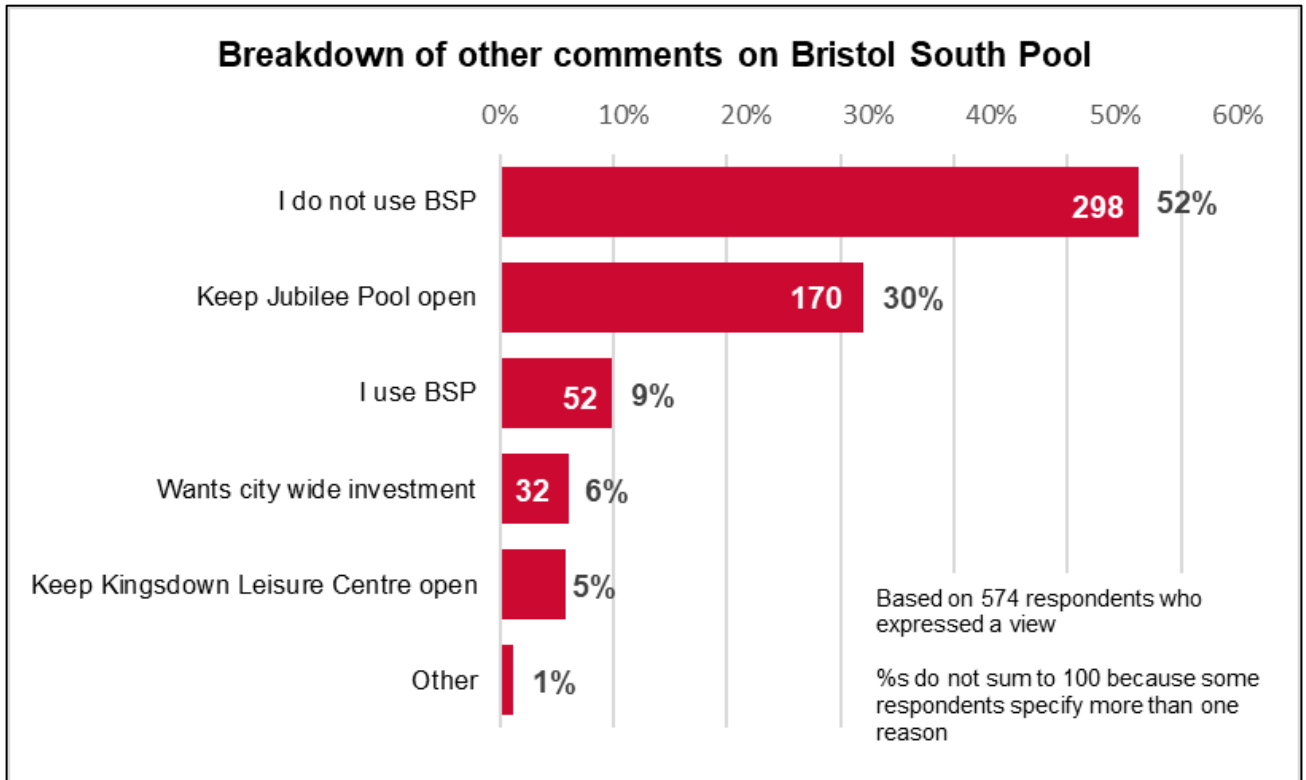
Figure 41: Breakdown of respondents’ views on why investment in Bristol South Pool is not important



Of the 574 respondents who made other comments on Bristol South Pool investment (Figure 42):

- 298 (52%) said they do not use Bristol South Pool
- 170 (30%) said to keep Jubilee Pool open
- 52 (9%) said they use Bristol South Pool
- 32 (6%) said they want city wide investment in leisure facilities
- 31 (5%) said keep Kingsdown Sports Centre open
- 6 (1%) made other comments

Figure 42: Breakdown of other comments on Bristol South Pool investment



5.6 Free text comments on investment in additional pool water space at Easton

Question 7 asked “Please tell us why you think investment in additional pool water space at Easton Leisure Centre is important or not important”

1,151 (58%) respondents to the survey provided a view on why they think investment in additional pool water space at Easton Leisure Centre is important or not important (Figure 43). Of these:

- 413 (36%) said investment is important
- 361 (31%) said investment is not important
- 394 (34%) made other comments
- 77 (7%) had no opinion

Figure 43: Respondents’ views on why they think investment in additional pool water space at Easton Leisure Centre is important or not important

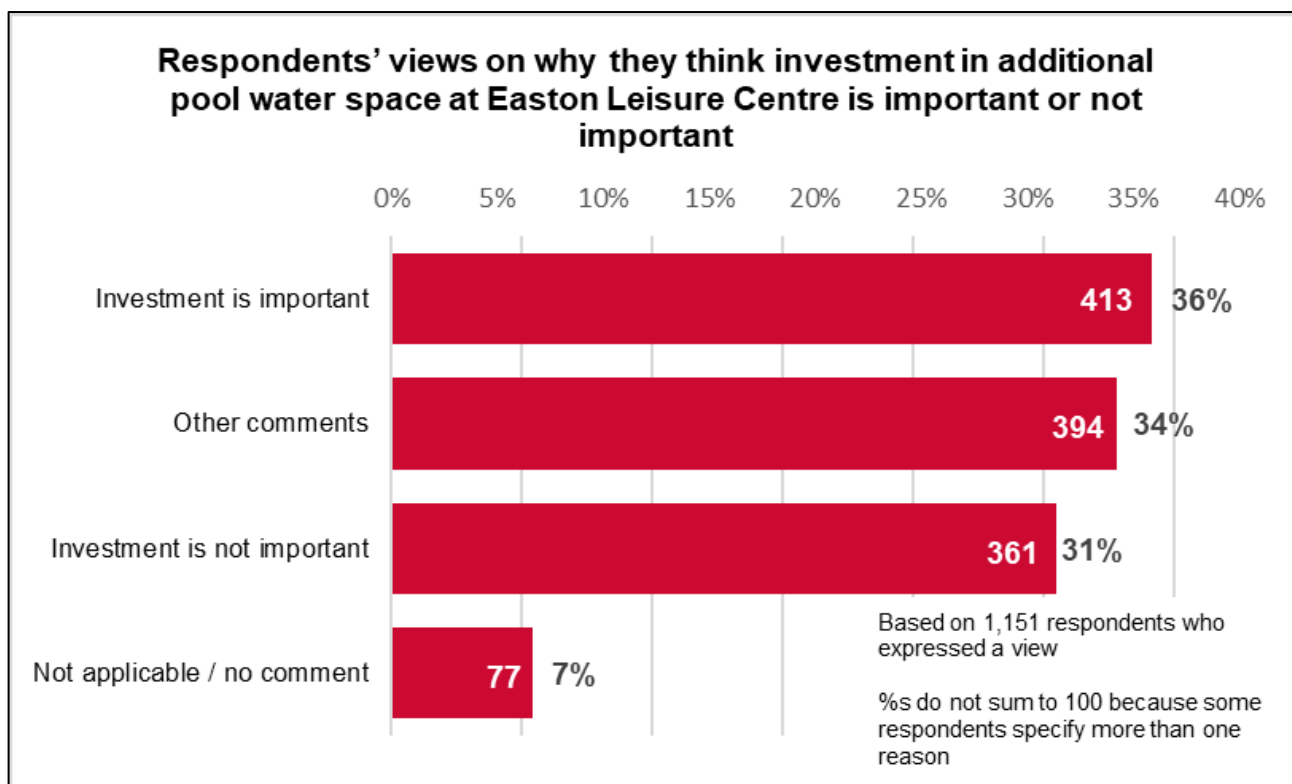


Figure 44 shows the breakdown of comments by the 413 respondents who said why they think that investment in additional pool water space at Easton Leisure Centre is important:

- 217 (53%) said the pool at Easton Leisure Centre is well used or over capacity
- 134 (32%) said that investment would benefit the local community
- 41 (10%) said that Easton Leisure Centre serves a deprived community
- 38 (9%) said the pool is important for physical or mental wellbeing
- 25 (6%) said the council would have a good return on its investment
- 13 (3%) said that investment is needed to improve accessibility of facilities
- 11 (3%) agreed with investment in a movable floor
- 10 (2%) said the building needs refurbishment
- 10 (2%) agreed with investment in the pool for other reasons
- 3 (1%) said they wanted an increase in the pool space or size at Easton Leisure Centre

Figure 44: Breakdown of respondents’ comments on why investment in additional pool water space at Easton Leisure Centre is important

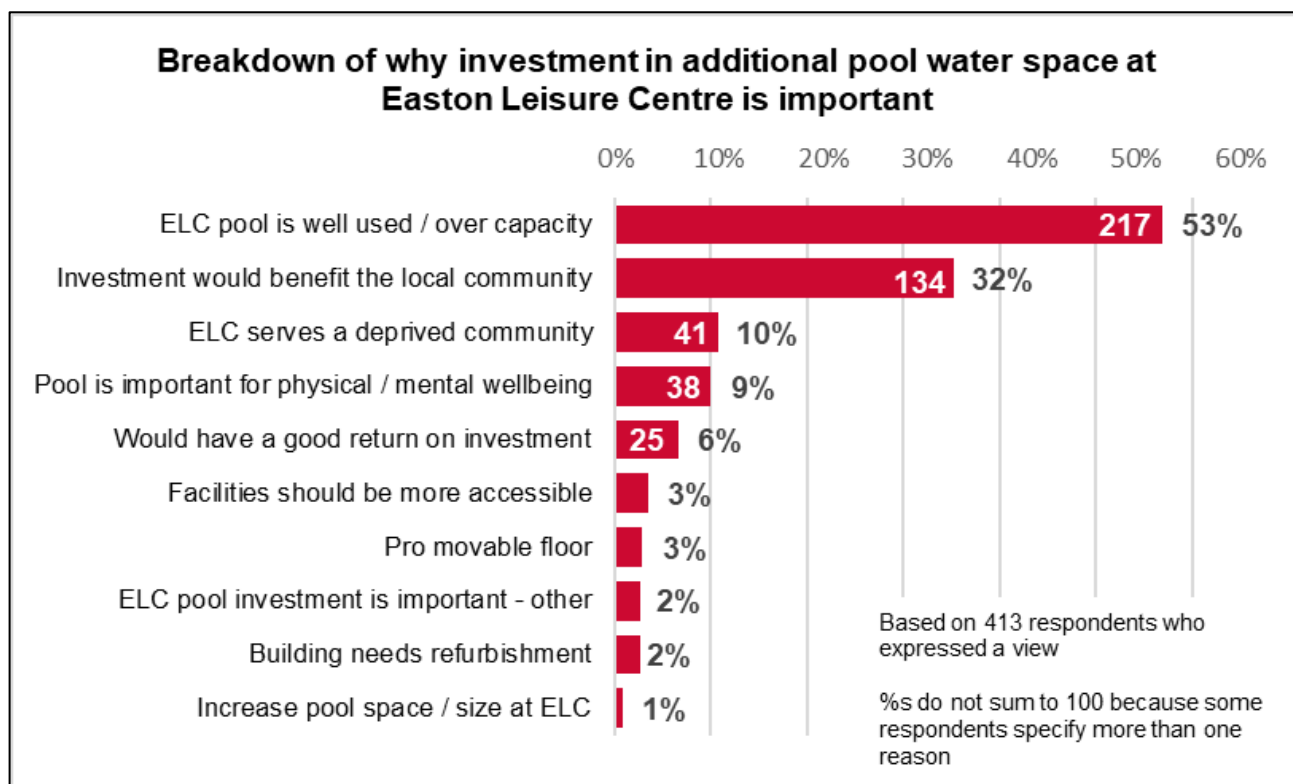
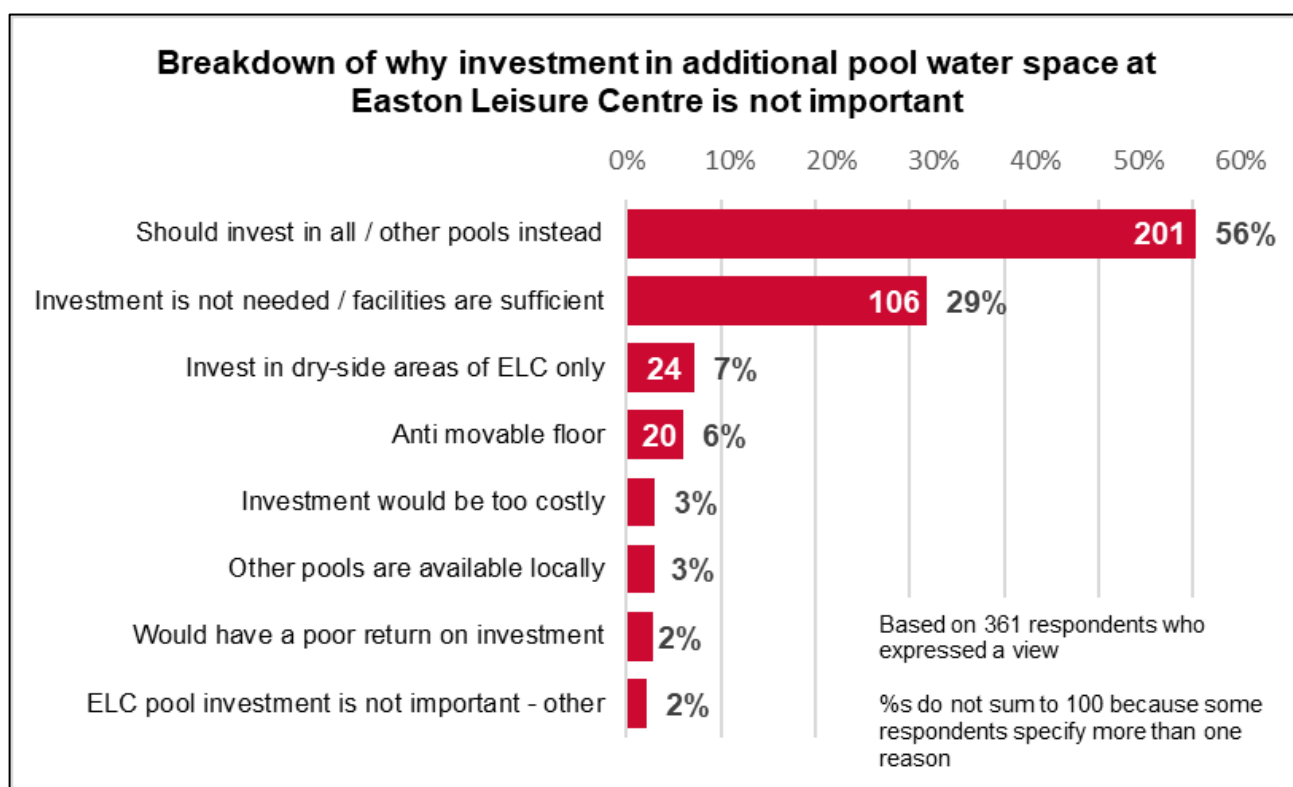


Figure 45 shows the breakdown of comments by the 361 respondents who said why they think investment in additional pool water space at Easton Leisure Centre is not important:

- 201 (56%) recommended investing in facilities other than Easton Leisure Centre instead
- 106 (29%) said that investment is not needed or that the facilities are sufficient
- 24 (7%) recommended investing in dry-side areas of Easton Leisure Centre only
- 20 (6%) disagreed with investing in a movable floor
- 10 (3%) said that investment would be too costly
- 10 (3%) said that other pools are available locally
- 9 (2%) said that the council would have a poor return on investment
- 7 (2%) provided other reasons for why investment is not important

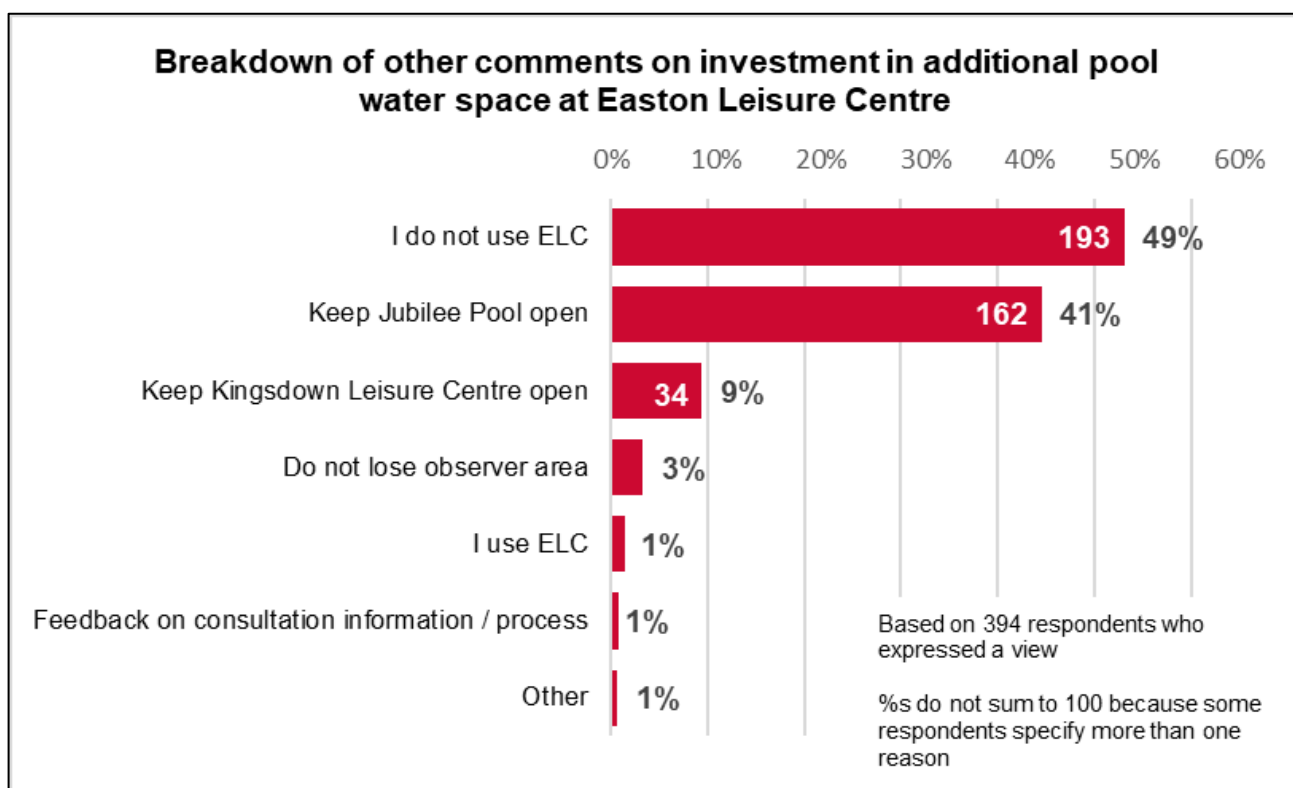
Figure 45: Breakdown of respondents’ comments on why investment in additional pool water space at Easton Leisure Centre is not important



Of the 394 respondents who provided other comments (Figure 46):

- 193 (49%) said they do not use Easton Leisure Centre
- 162 (41%) said to keep Jubilee Pool open
- 34 (9%) said to keep Kingsdown Sports Centre open
- 12 (3%) said it is important not to lose the observer area at Easton Leisure Centre
- 5 (1%) said they use Easton Leisure Centre
- 3 (1%) provided feedback on the consultation information or process
- 2 (1%) made other comments

Figure 46: Breakdown of other comments on investment in additional pool water space at Easton Leisure Centre



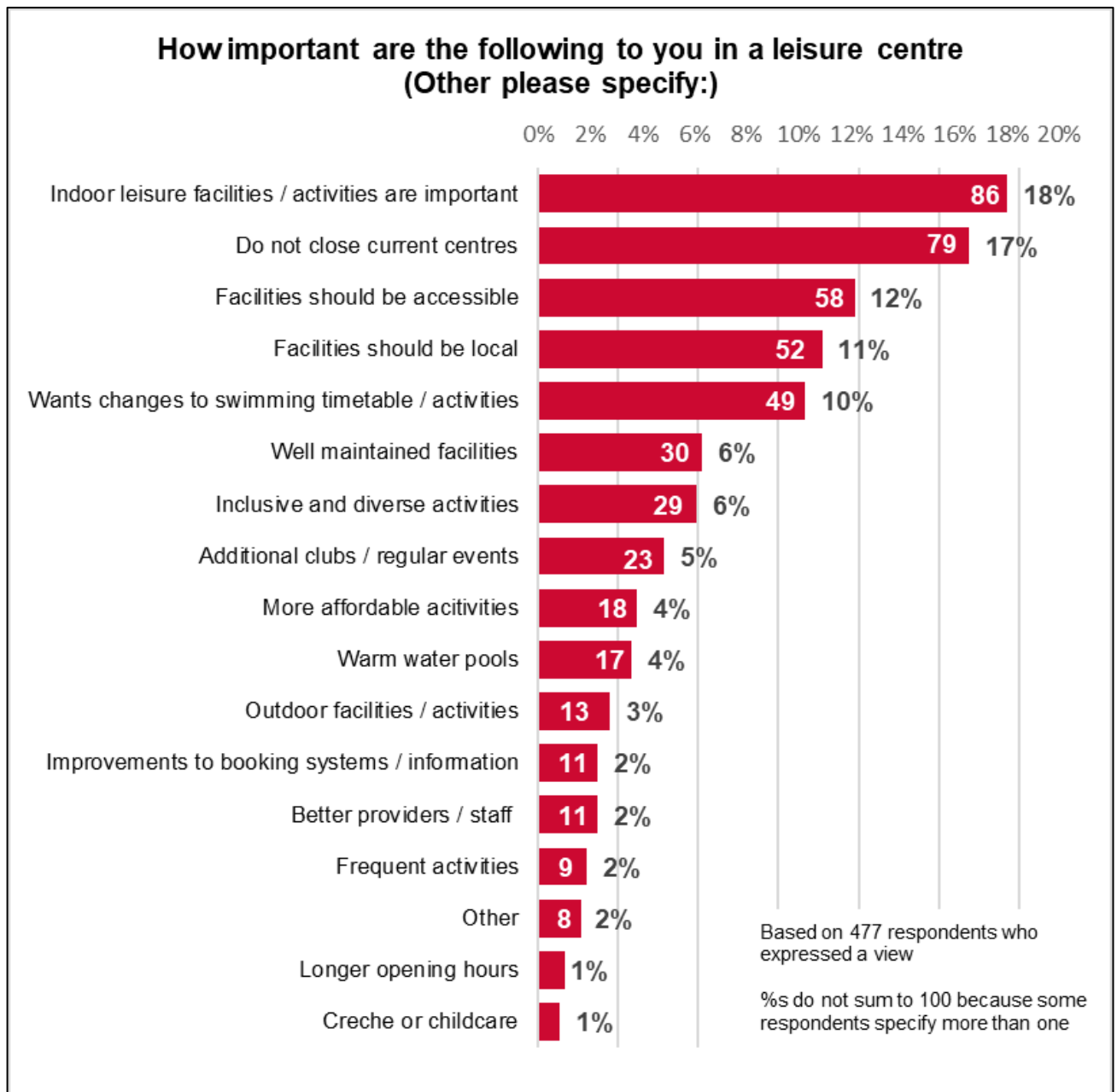
5.7 Free text comments about other important provision in leisure centres

Respondents were invited to suggest other things that are important to them in a leisure centre (Figure 47), in addition to the list of extended opening times, types of classes/activities, café facilities and spectator seating).

477 (24%) of the respondents to the survey stated one or more things. Of these:

- 86 (18%) said indoor leisure facilities / activities are important
- 79 (17%) said do not close current centres
- 58 (12%) said facilities should be accessible
- 52 (11%) said facilities should be local
- 49 (10%) said they want changes to swimming timetable / activities
- 30 (6%) said they want well-maintained facilities
- 29 (6%) said inclusive and diverse activities are important
- 23 (5%) said they want additional clubs / regular events
- 18 (4%) said more affordable activities are needed
- 17 (4%) wanted warm water pools
- 13 (3%) wanted outdoor facilities / activities
- 11 (2%) wanted better providers / staff
- 11 (2%) said they want improvements to booking systems / information
- 9 (2%) said frequent activities are important
- 8 (2%) made other comments or suggestions
- 5 (1%) mentioned longer opening hours
- 4 (1%) wanted a creche or childcare

Figure 47: Respondents’ suggestions on what provision are important in a leisure centre



6 Additional submissions from organisations and individuals

In addition to responses to the consultation survey, three organisations and twelve individuals made written submissions.

6.1 Comments from organisations

Below are comments from organisations.

- Do not close down Kingswood Sports Centre
- Leisure strategy does not meet objectives outlined in sport and physical activity plan
- Leisure strategy objectives will widen inequalities
- Facilities at Kingsdown Sports Centre are well used
- University of Bristol sports centre is not an alternative to Kingsdown during term time
- Council should increase commercial viability of Kingsdown Sports Centre through investment and better management
- Do not reduce pool space in Bristol
- Invest in / do not close Jubilee Pool
- Should be a community asset transfer of Jubilee Pool
- Invest in Easton Leisure Centre
- Invest in Bristol South Pool
- Leisure strategy contained incorrect usage information for Hengrove
- Lack of alternative space in Bristol for swimming clubs
- The high demand for pool space at Easton Leisure Centre means it should be expanded
- More swimming lanes needed at Easton Leisure Centre
- Movable floor needed at leisure centre
- Leisure pool and flue provide least value South Bristol has gap in provision for indoor/outdoor tennis
- Redcatch tennis courts need investment
- Dingle close courts need investment

6.2 Submissions from Individuals

Below are comments from individuals:

- Do not close Kingsdown Sports Centre
- Investment in leisure will save money on public health in the long term
- More variety of leisure facilities is needed in Bristol
- Provide more weekday evening classes/facilities
- Invest in St Paul's Leisure Centre
- The proposed investment options target already up-to-date facilities
- Better squash facilities are needed
- University of Bristol sports centre is not an alternative to Kingsdown during term time
- Invest in Bristol South Pool
- Keep Jubilee Pool open

7 How will this report be used?

The consultation feedback in this report is taken into account by officers in developing the final version of the Leisure Facilities Investment Strategy. The final version of the strategy is included in a separate report which, together with this consultation report, will be considered by Cabinet in making its decisions about the Leisure Facilities Investment Strategy on 8 February 2022.

How can I keep track?

You can find the latest consultation and engagement surveys online at www.bristol.gov.uk/consultationhub where you can also sign up to receive automated email notifications about consultations and engagements.

All decisions related to the proposals in this consultation will be made publicly at the Cabinet meeting on 8 February 2021.

You can find forthcoming meetings and their agendas at democracy.bristol.gov.uk.

Any decisions made by Full Council and Cabinet will also be shared at democracy.bristol.gov.uk.