



Voluntary and Community Sector Infrastructure Support Grant Engagement and Survey

Final report

January 2025

Communities & Public Health
Communities Service
P O Box 3399,
Bristol
BS1 9NE

Christina Gray
Service Director
Communities &
Public Health

Website
www.bristol.gov.uk



Contents

Contents	2
1. Introduction: Voluntary and Community Sector Infrastructure Support Grant engagement.....	3
1.1 Overview	3
2. Methodology.....	4
2.1 Engagement conversations	4
2.2 Online Survey	5
2.3 Engagement events.....	5
3. Survey results	5
3.1 Feedback on VCSE infrastructure support: Capacity Building, Training and Networks	5
3.2 Qualitative feedback from survey and engagement	14
Appendix A.....	23
Demographics of respondents	23
Characteristics of respondents and their organisations	28

1. Introduction: Voluntary and Community Sector Infrastructure Support Grant engagement

1.1 Overview

The VCSE sector supports the council to meet its statutory obligations and strategic objectives, and public services are more effective when local people and VCSE organisations are involved in decision making and delivery. A thriving VCSE sector contributes directly to the wellbeing of individuals and communities- by redressing disadvantage and inequality; delivering services; promoting inclusion; strengthening voice and influence; and enabling social action.

VCSE infrastructure supports a thriving, more equitable VCSE sector by providing VCSE organisations opportunities to:

- build skills, good practice and confidence
- connect across the VCSE ecosystem
- access resources
- develop leadership
- influence decision making

Bristol City Council currently funds Voscur and Black South West Network (BSWN) a total of £316,608 per year through a grant programme previously called Enabling the VCSE sector (now called the Voluntary and Community Sector Infrastructure Support Grant). Bristol is fortunate to have hundreds of community and voluntary groups working away in communities focusing on all kinds of things including community centres, media, arts and sports, wellbeing and health, looking after the environment and much more. These organisations are a key to Bristol's wellbeing, health and economy. This grant programme is about supporting a strong community and voluntary sector, and the work it pays for is about supporting organisations to operate well. This is called VCSE infrastructure and the organisations who do this work are called infrastructure organisations.

Most of the grant is for capacity building. This means support to run an organisation effectively, for example, support on: operating within the law; health and safety; employing staff; running a building; finding funding; and working with volunteers. Some of the funding is for supporting community and voluntary organisations to have a collective voice, so they can influence Bristol City Council and One City. This might be about hosting a network that brings groups together to work towards a shared goal.

The next round of grant funding is expected to run from April 2026 to March 2030. A future grant programme will be decided by the Public Health and Communities Committee in early 2025.

Between 28th November and 16th December 2024, Bristol City Council ran an engagement survey to gather feedback and input on the priorities and support available through the existing Enabling VCSE grant.

We sought feedback on the following things:

- Accessibility and visibility of support available
- Capacity building support
- Training
- Networks
- The existing Enabling VCSE priorities
- Potential future priorities
- Support that is currently unavailable

The full list of engagement questions included in the survey and engagement events can be found in the appendix of this report.

2. Methodology

The methodology for the engagement was composed of:

1. online, open invite engagement conversations
2. targeted group and 1:1 conversations
3. an online survey to receive feedback on VCSE infrastructure and our current funding approach

We sought input from the diversity of community and voluntary sector organisations across the city. Positive steps were taken to engage with small and large organisations, a range of geographic and equalities communities, and those representing equalities groups.

During the engagement, the Community Resources team particularly wanted to hear from:

- Small and large VCSE organisations
- Equalities-led organisations
- Organisations based in areas of multiple deprivation

The results of the engagement presented below show that this was fairly successful, and a diverse range of people and organisations gave their views.

2.1 Engagement conversations

Between October and December 2024, the Community Resources team held a series of engagement conversations with key stakeholders to shape the proposals that were engaged on.

The team spoke with:

- VCSE organisations working on equalities issues including race equality
- VCSE organisations based in areas of multiple deprivation in North, South and Central Bristol, including those operating as community hubs
- VCSE infrastructure organisations including Voscur, Black South West Network and Locality
- Members of the Bristol Funders Network
- Council staff from other Core Cities managing comparable grants/ contracts

- Colleagues from the Communities service

50 people took part in engagement conversations, of which 12 were internal BCC stakeholders.

2.2 Online Survey

An online survey was published on the council's consultation and engagement hub (<https://www.ask.bristol.gov.uk/enabling-the-voluntary-community-and-social-enterprise-sector-grant>) between 28th November and 16th December 2024. The survey included a link to register for two open engagement events.

Respondents could choose to answer some or all of the questions in any order and save and return to the survey later.

A total of 88 people responded to the online survey.

2.3 Engagement events

Two online public engagement events targeted at VCSE organisations were held on 10th and 16th December 2024. Those attending events were from a wide range of organisations working in Bristol.

Black South West Network promoted the online events to their network of Black, Asian and Minoritised Ethnic groups. BCC colleagues promoted it to their networks including through the Community Exchange network and the Communities newsletter.

A total of 14 people attended the open engagement events. Of these, at least 6 were Black, Asian and Minoritised Ethnic-led organisations. There may have been other equalities-led organisations present but as we did not ask this question systematically, this was not recorded.

3. Survey results

3.1 Feedback on VCSE infrastructure support: Capacity Building, Training and Networks

In the analysis of the survey results, the answers to the survey questions were cross-referenced with demographic data on the respondent's age, ethnic group and whether they identified as Disabled or not. For the majority of the survey questions, there was no obvious difference in the responses broken down by these demographics compared to the general pattern. However, where a difference was observed, we have included this breakdown in the report below.

Respondents were asked if they were clear about what support is available when their organisation needs it, and where to go to access it. 87 respondents responded, of which:

- 66 (75.9%) respondents said yes
- 21 (24.1%) respondents said no

See Figure 1 below.

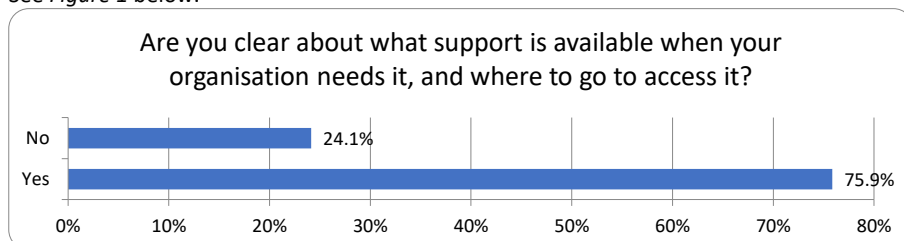


Figure 2

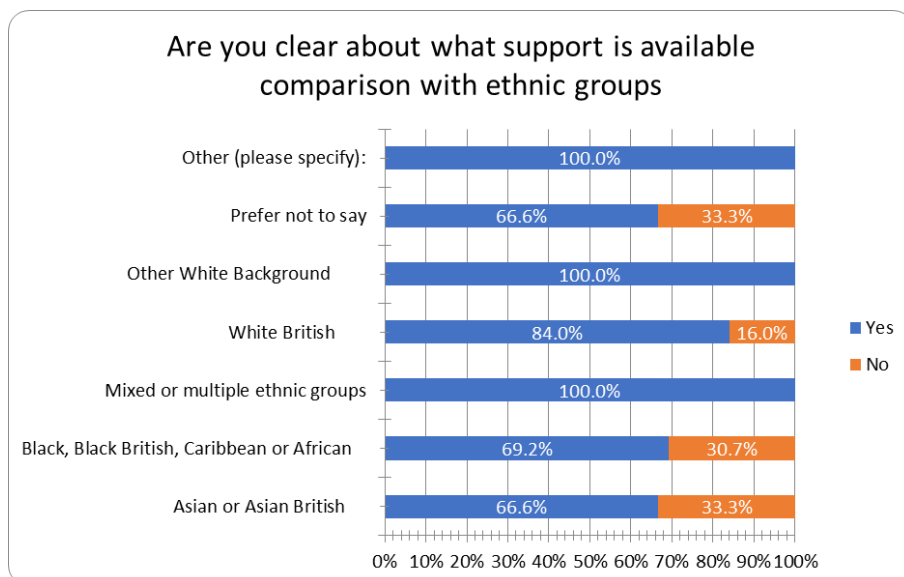
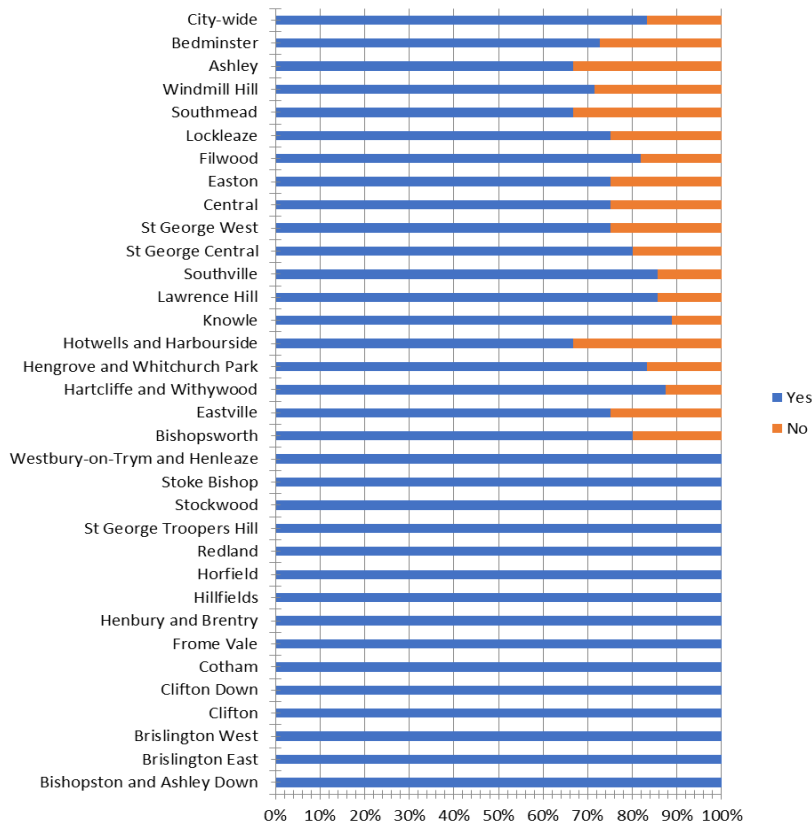


Figure 3

Are you clear about what support is available comparison with the ward in which the organisation is based

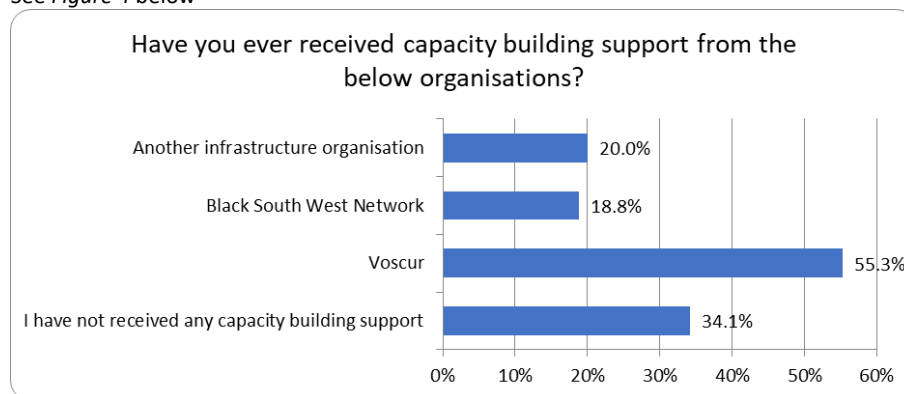


Respondents were asked if they have ever received capacity building support from Voscur, Black South West Network or another infrastructure organisation (respondents were invited to state which). Respondents could tick all options that apply. 85 respondents responded, of which:

- 29 (34.1%) responded they did not receive any capacity building support
- 47 (55.3%) responded that they had received support from Voscur
- 16 (18.8%) responded that they had received support from Black South West Network

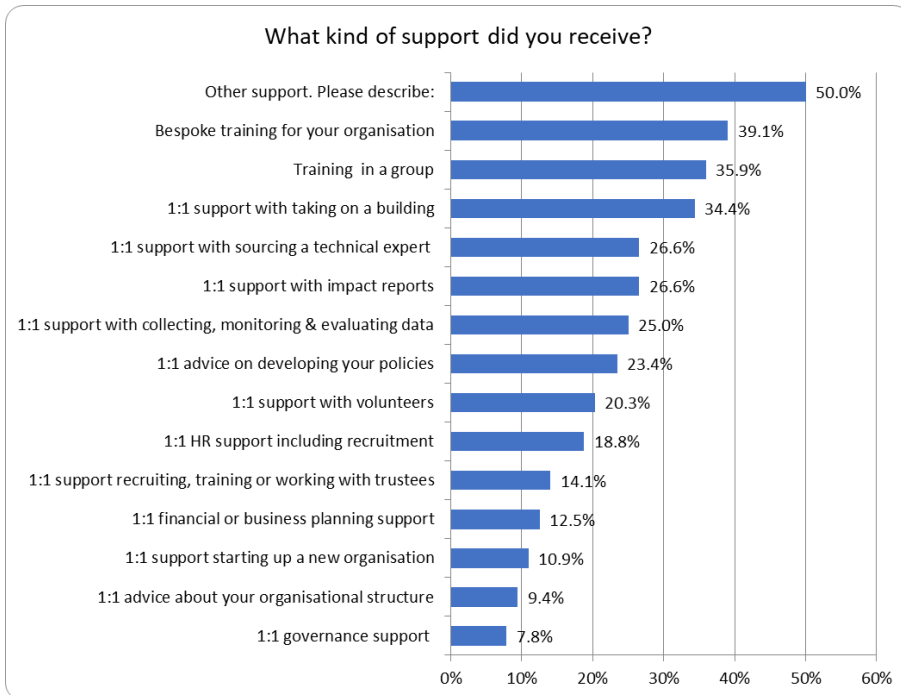
- 17 (20%) responded that they had received support from another infrastructure organisation.
- Of those who selected 'Another infrastructure organisation', 6 respondents said they had received support from the School for Social Entrepreneurs, 1 from Quartet Community Foundation via their Pro-Help service, 4 from Locality (who are subcontracted by Voscur as part of the Voluntary and Community Sector Infrastructure Support Grant), 1 from Bristol City Council, 1 from NCVO (National Council for Voluntary Organisations) and Association of Chief Executives of Voluntary Organisations and 5 from other organisations such as peers, funders or universities.

See *Figure 4* below



Respondents were asked what kind of support they received. 64 respondents responded.

See Figure 5 below.

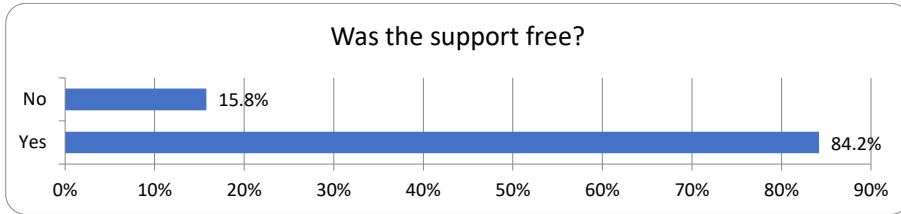


Of those who selected 'Other support', 3 referred to support with finding and applying for grants, 5 referred to being connected to peers or networks for support, 1 referred to advertising jobs, 1 referred to business planning/ modelling, 2 referred to 1:1 professional mentoring, 1 referred to investment readiness, 1 referred to leadership support, 2 referred to support for emerging groups, eg. In setting up governance structures or taking on assets, 1 referred to impact measurement and 2 referred to news, updates and strategic context/ information sharing.

Respondents were asked if the support they received was free. 57 respondents responded, of which:

- 48 (84.2%) responded yes
- 9 (15.8%) responded no

See Figure 6 below.

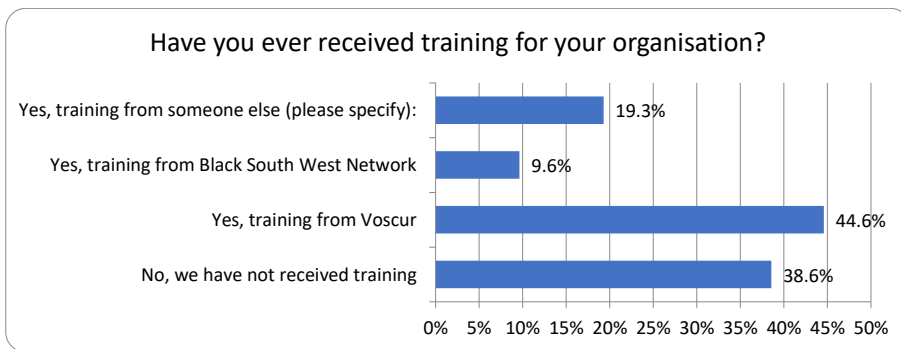


Respondents were asked if they have ever received training for their organisation. 83 respondents responded, of which:

- 32 (19.3%) responded no
- 37 (44.6%) responded yes, training from Voscur
- 8 (9.6%) responded yes, training from Black South West Network
- 16 (19.3%) responded yes, training from someone else

Of those who responded that they had received training from someone else, 2 mentioned the School for Social Entrepreneurs, 2 mentioned Bristol Association of Neighbourhood Daycare (BAND) who provide childcare and playwork training, and 1 mentioned Bath and North East Somerset 3rd Sector Group (3GS). Several respondents mentioned training on equality, diversity and inclusion which had been delivered by Centre for Deaf and Hard of Hearing people, The Diversity Trust and Action for Race Equality. There were a further 5 organisations mentioned: Bristol City Council Parks Department, Brigstow, 1625 Independent People, Royal Horticultural Society and Roma Support Group. Other training themes mentioned included drugs recovery training, LGBTQ+ inclusion training, suicide first aid training, safeguarding training and mental health first aid.

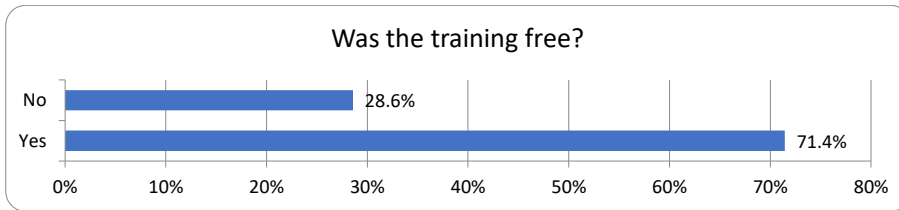
See Figure 7 below.



Respondents were asked if the training they received was free. 56 respondents responded, of which:

- 40 (71.4%) responded yes
- 16 (28.6%) responded no


See Figure 8 below.



Respondents were asked if they attend a network, alliance or group meeting of VCSE organisations coordinated by one of the following options. 84 respondents responded, of which:

- 20 (23.8%) responded no
- 50 (59.5%) responded yes, meetings coordinated by Voscur
- 16 (19%) responded yes, meetings coordinated by Black South West Network
- 27 (32.1%) responded yes, meetings coordinated by another organisation
- 14 (16.7%) responded yes, meetings self-supported by our organisation

See Figure 9 below.



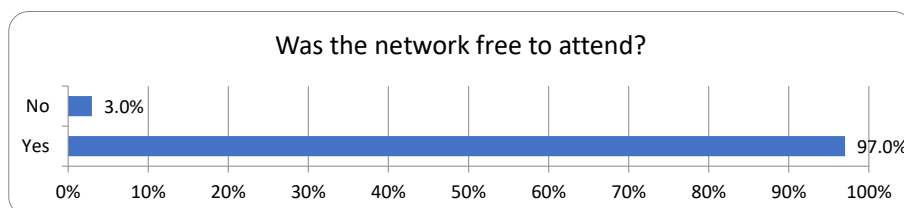
Of those who responded that they attend a network coordinated by another organisation, 7 mentioned infrastructure organisations or citywide institutions: 3 attend the VCSE alliance, 2 attend a network convened by Bristol City Council 1 by University of Bristol and 1 by Locality.

Several networks convened by VCSE organisations based in Bristol were mentioned including Trinity, Bristol Women’s Voice, Hartcliffe and Withywood Community Partnership, Knowle West Alliance, St Werburghs Community Centre, Windmill Hill City Farm, Redcatch Community Garden, St Monica’s and BS3 Community. Some geographic specific networks were mentioned including Severnet, South Bristol Locality Partnership and Horfield and Lockleaze Network. There were also some theme specific networks mentioned including Youth and Play Alliance, Children and Young People’s Network, Sustainable Transport Network, Green Social Prescribing Network, Bristol Older People’s Funding Alliance, Bristol Homeless Forum, Justlife and Shelter.

Respondents were asked if the network was free to attend. 67 respondents responded, of which:

- 65 (97%) responded yes
- 2 (3%) responded no

See *Figure 10* below.

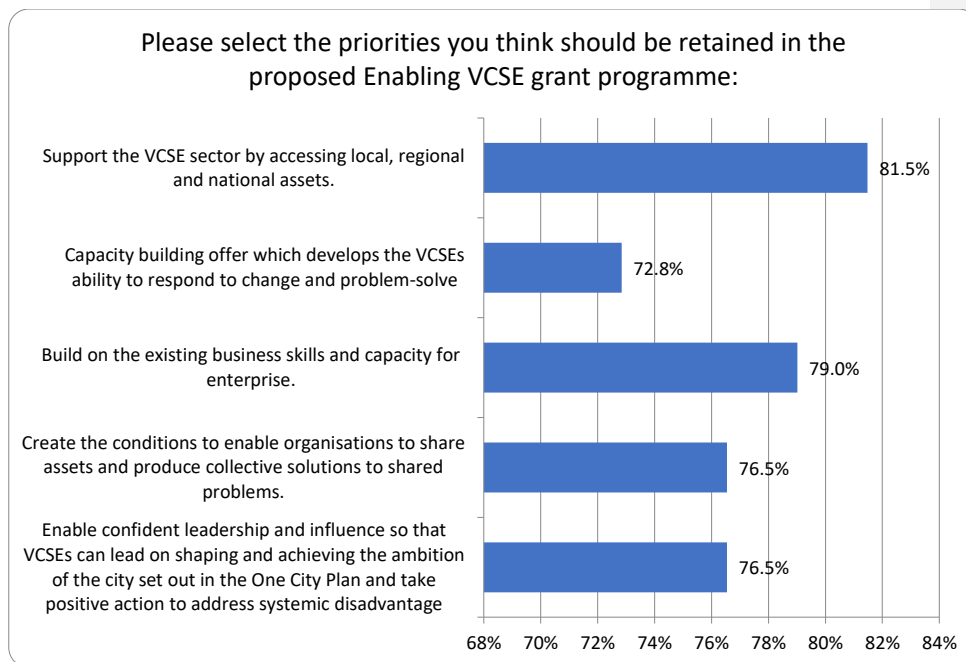


Respondents were asked to select the priorities they think should be retained in the proposed Enabling VCSE grant programme. 81 respondents responded, of which:

- 62 (76.5%) were in favour of retaining the priority ‘Enable confident leadership and influence so that VCSEs can lead on shaping and achieving the ambition of the city set out in the One City Plan and take positive action to address systemic disadvantage.’
- 62 (76.5%) were in favour of retaining the priority ‘Create the conditions to enable organisations to share assets (time, skills, knowledge, experience, money, buildings etc.) and produce collective solutions to shared problems.’
- 64 (79%) were in favour of retaining the priority ‘Build on the existing business skills and capacity for enterprise. This includes supporting VCSE to access grant funding, find new sources of funding, earned income, income generation and management of assets.’
- 59 (72.8%) were in favour of retaining the priority ‘Capacity building offer which develops the VCSEs ability to respond to change and problem-solve.’

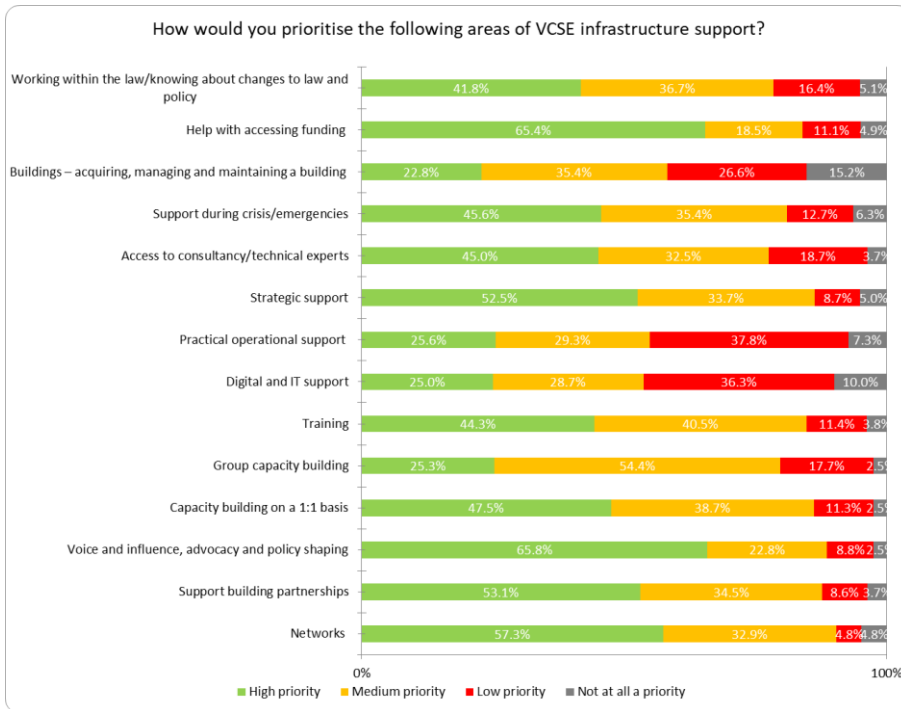
- 66 (81.5%) were in favour of retaining the priority ‘Support the VCSE sector by accessing local, regional and national assets including; funding and investment opportunities, skills, knowledge, private sector support, data, policy and practice.’

See Figure 11 below.



Respondents were asked how they would prioritise the following areas of VCSE infrastructure support. 84 respondents responded.

See *Figure 12* below.



3.2 Qualitative feedback from survey and engagement

Qualitative feedback was gathered through 2 open engagement events and free text boxes which were included throughout the survey.

During the open engagement events, respondents were shown the same questions as in the online survey and invited to give comments. 14 people attended the open engagement events but not all provided feedback on the proposals.

In the survey, respondents were given the opportunity to comment further through 8 free text boxes with regards to:

- What was most useful about capacity building support?
- What could have been better about capacity building support?
- What was most useful about training received?

- What could have been better about training received?
- What was most useful about networks attended?
- What could have been better about networks attended?
- Any support which is currently unavailable but would be appreciated
- Any other comments

A total of 307 comments were analysed from the 88 survey responses and 33 comments were analysed from the open engagement events (attended by 14 participants). Below is a summary of comments, which have been paraphrased and similar comments combined.

The themes from the open engagement events and free text from the survey have been analysed together as both qualitative data gathering activities have generated many of the same themes. It was not possible to cross-reference any demographic data in the analysis of comments from open engagement events, so we have not included analysis of which groups were commenting on which themes.

Due to the nature of the open engagement events, which were held online, it was not possible to quantify all comments in terms of the number of people in support of those comments.

4. If you have received 1:1 capacity building support, what have you found most useful about the support you received?

40 responses in total, covering the following themes:

Policy support

- Starting a new group whilst building knowledge of policies, risk assessments, insurance, funding etc.
- Support with shaping and directing policies from someone whose expertise is this area

Bespoke/ tailored support

- Bespoke 1:1 support, tailored to the needs of the organisation i.e meeting you where you are and mutually agreeing what was needed
- General training & resources with us not to us e.g tailored safeguarding training, business plan

Access to expertise

- Time with experts based in the third sector that have gone through a similar journey
- Signposting and putting in touch with right people
- Finding reliable consultants

Governance support

- Support with recruiting and managing a board of trustees – improving diversity and skill specialisms
- Wrap-around support including feedback on CIC application

Commented [ES1]: Is this correct @Maria Sidawi or do the figures you have included only refer to responses in the survey?

Commented [MS2R1]: Yes, from the free text responses I have analysed this is the total number of comments from survey. The events comments I integrated into but I can add how many comments were from the events to the 307 total?

Commented [ES3R1]: Yes please if you could add how many event comments you looked at!

Fundraising

- Raising first funding bid
- Securing funds and contracts

5. What could have been better about the 1:1 capacity building support you received?

33 responses in total, covering the following themes:

Timing/ speed of support

- Timescale and quick responsiveness of response for getting support
- Increased time and frequency of 1:1 support from advisors

Follow up support

- Follow-up support, with an agreement drawn up: goals, milestones, check-ins, what could be provided, for how long
- Written follow-ups noting what was talked about with signposting support if needed
- Wrap-around support to help implement ideas shared and advice given

Clarity of offer

- Increased transparency, visibility and knowledge about offerings - making it clear what offerings a group/organisation are and aren't eligible for and why
- Simple everyday language used in describing what is on offer i.e do not use acronyms

Type of support/ expertise available

- Proactive support for asset transfer, acquiring and maintaining buildings
- Grant management support, how to best spend a grant, how to plan for activities, how to pay staff

Method of delivery of support

- More face-to-face training, meeting organisations at their premises

8. What have you found most useful about the training you received?

44 responses in total, covering the following themes:

Type/ delivery of support

- Actions-based so straight-forward to follow up and work on after the training
- Professional, impartial, well delivered and facilitated, engaging, useful

- Being a part of a group that is going through a similar journey so can talk through issues and gain new perspectives

Access to expertise

- Delivered by people who have worked with communities/ understand a community's lived experience e.g BSWN focus their training on the Black experience
- Delivered by knowledgeable experts focused on themes such as impact measurement, business plan, governance, media, managing volunteers, funding, social enterprise, writing a constitution etc.

Tailored trainings

- Bespoke and tailored to needs of organisation
- Gave time for specific questions and discussion
- Helped to clarify the areas that need greater focus for staff development

Different types of trainings

- Online trainings helpful especially for new recruits e.g DBS
- Training for trustees to better understand their role as part of induction
- Understanding how to support staff's welfare that work with vulnerable people
- Understanding equality groups within our community and raising awareness of targeted approach

9. What could have been better about the training you received?

34 responses in total, covering the following themes:

Fundraising

- Funding to purchase training from outside the existing structures
- Funding for tailored follow up and ongoing support

Type of trainings

- Training on how to bid for grants and how to keep a financial record of grant expenditure
- Ongoing training on organisational sustainability for community hubs
- Explore new topics in depth e.g IT, tax, covenants, legal

Organisation

- Create waiting lists for courses that are full and an option to sign up in case someone drops out
- Improved communication around training not being a pre-requisite to applying for a fund

Cadence

- Run at weekends and during daytime when working people can attend
- Circulating the dates of trainings in advance and signposting to other training
- Spreading training dates across the year instead of concentrated in one part of the year

Training offer

- Lack of offer of advanced training for those with more experience
- Quality of training varies and is dependent on the topic and supplier

Method of delivery

- In person/ face to face training preferred

12. What have you found most useful about the network you attended?

53 responses in total, covering the following themes:

Delivery

- Peer-led, taking in turns to host network with Voscur managing admin

Learning

- Discovering what other organisations are out there, what they are doing and finding potential opportunities to work together
- Sharing news, updates, advice, ideas, experiences, learning, information, good practice, resources, contacts
- Knowledge sharing and signposting for service users: information, projects
- Learning events for fundraising

A sense of community

- Problem solving and tackling community issues together
- Forming solidarity and power in numbers behind campaigning messages
- Feeling heard, validated and supported

- Not feeling isolated in leadership roles in the CEO network
- Connecting with other organisations/ like-minded peers

Open reflection and transparency

- Reflecting about needs of communities, how to respond wisely and preventing duplication
- As they are not a council meeting, community groups and organisations can say what their community is feeling without worry about repercussions
- Prioritise open communication and regular feedback, proactively adjusting delivery

13. What could have been better about the network you attended?

38 responses in total, covering the following themes:

Clear purpose, attendees and avoiding duplication

- Improved organisation and communication: clear agenda and purpose (shared ahead of time), who is attending and at what level (manager, CEO), notes/actions circulated
- Targeted meetings with clear purpose to help resource attendance at networks/events especially if participation is not funded
- Invites extended to Bristol City Council, along with representatives from health services and the police, to avoid duplication and confusion regarding the same meeting being run separately by Bristol City Council, Voscur, and BSWN
- A map of the networks across the city to avoid duplication of meetings with very similar agendas and attendance
- To be entry level, explaining the basics for those new to a network

Timing

- Time for informal networking
- Scheduling during the day and during working hours on Zoom

Facilitation

- Improved facilitation/ chairing to navigate diverse priorities and interests of multiple organisation
- Hearing from a variety of organisations vs one organisation

Access to expertise

- Access to specific contacts / technical expertise verified by Voscur/BSWN

Follow up

- The capacity and support to move the work forward between the meetings

Theme

- More like-minded people and networks about nature, conservation and the environment

17. Is there support you would appreciate that is currently unavailable?

30 responses in total, covering the following themes:

Bespoke/ tailored support

- Bidding for funds and grants (small to large) i.e. help with application, how much money to ask for
- Digital capabilities: marketing, branding, communications, AI
- Practical support in engaging consultancies interested in providing pro-bono support e.g how to write a research brief
- Pastoral support for sector leaders who are managing high emotional workloads
- Recruit and retain trustees

Council involvement

- Improved support and involvement from ward councillors
- How to access buildings or Bristol City Council property for community engagement

Networking

- Focused cross-sector creative thinking on specific issues in the city
- Support to challenge the existing 'exclusionary' structure
- Working with other Black-led organisations

Convening

- Convening the VCSE sector and profiling innovative roles and approaches when there is competition for funding and resources
- Intelligence briefings and horizon scanning

Awareness building

- Understanding what support is available

- Better referral system so that it's clear who has made a referral and why, and what direct support Voscur & BSWN can offer
- A map of all community groups with contact details and summary of what they do

18. Do you have any other comments?

There were 30 completed responses in total, of which 18 were positive, 12 were negative, covering the following themes:

Positive

Support and encouragement

- Voscur & BSWN provide a source of encouragement and resilience at a time when pressures are increasing and there are limited resources
- Voscur & BSWN provide support to micro and small community groups and organisations – especially when grants funding is scarce

Strategic perspective and planning

- A wider perspective on strategic opportunities
- A collective look-out on the political, economic and policy landscape
- Investment in infrastructure should be retained- many other areas of the country have removed investment but it is very needed, especially right now.
- There is an opportunity to continue to build on the positive work around resilience for significant impact

Advocacy and community cohesion

- Voscur & BSWN help turn disparate individuals into coherent groups, advocate for their work, win allies and lever in new resources to enable them to do their work
- Voscur & BSWN are the overlooked glue that binds VCSE organisations together

Negative

Networking and collaboration

- Networking and developing relationships with local authorities across the West of England
- Suggestion for an independent body to liaise between statutory and VCSE sectors
- Suggestion for Voscur to take a lead on shared challenges

Geographical considerations

Commented [LM4]: How many people said something positive vs negative?

Commented [ES5R4]: @Maria Sidawi are you able to add a number of positive vs negative comments you analysed?

- Consider geography of the grant at a city-region level with a more joined up effort across the region - draw in resources from WECA

Equity and fair distribution of support

- Address the power balance and assess the balance of support given to large organisations in comparison to smaller organisations
- Assess how support is distributed across the city (e.g those in South Bristol finding it more difficult to access support) and why some projects receive support and some do not
- Confusion around rationale of 2 organisations being funded and how services offered differ and how money is split/ decisions about this are made – wasn't communicated by Bristol City Council
- A disparity between the priorities of communities and those set by Bristol City Council

Inclusivity and representation

- A clear distinction of who BSWN supports i.e what is meant by minoritised communities, are there communities that feel excluded, is the terminology inclusive
- Question of whether Voscur and BSWN serve and support all ethnicities in the city
- Voscur's diversity of staff to reflect the communities it is supporting

Understanding support services

- Understanding how support offered differs from what is already available through Bristol City Council, Quartet, peer-led networks/ mentoring
- Unclear of the offer from BSWN - no information on the website about what support is offered

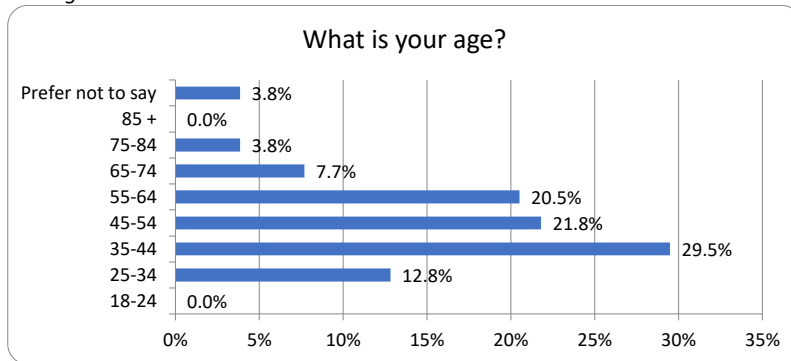
Appendix A

Demographics of respondents

Respondents were asked their age. 78 respondents selected their age, of which:

- 0 (0%) respondents were 18-24
- 10 (12.8%) respondents were 25-34
- 23 (29.5%) respondents were 35-44
- 17 (21.8%) respondents were 45-54
- 16 (20.5%) respondents were 55-64
- 6 (7.7%) respondents were 65-74
- 3 (3.8%) respondents were 75-84
- 0 (0%) of respondents were 85 +
- 3 (3.8%) respondents preferred not to say

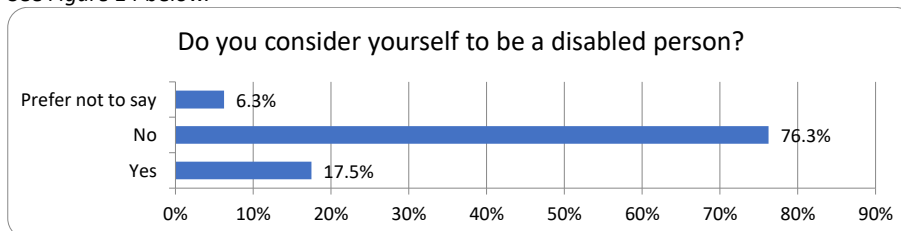
See Figure 13 below.



Respondents were asked whether they consider themselves to be a Disabled person. 80 people responded, of which:

- 14 (17.5%) respondents considered themselves to be a Disabled person
- 61 (76.3%) respondents did not consider themselves to be a Disabled person
- 5 (6.3%) respondents preferred not to say

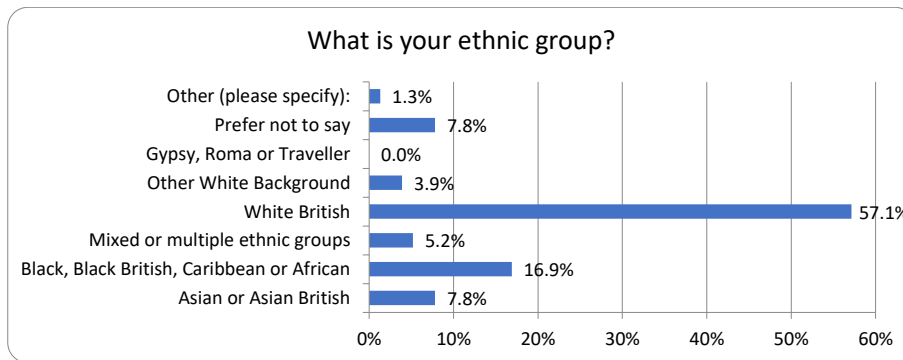
See Figure 14 below.



Respondents were asked their ethnic group. 77 respondents selected their ethnic group, of which:

- 6 (7.8%) respondents selected Asian or Asian British
- 13 (16.9%) respondents selected Black, Black British, Caribbean or African
- 4 (5.2%) respondents selected Mixed or multiple ethnic groups
- 44 (57.1%) respondents selected White British
- 3 (3.9%) respondents selected Other White Background
- 0 (0%) respondents selected Gypsy, Roma or Traveller
- 6 (7.8%) respondents selected other
- 1 (1.3%) respondents preferred not to say

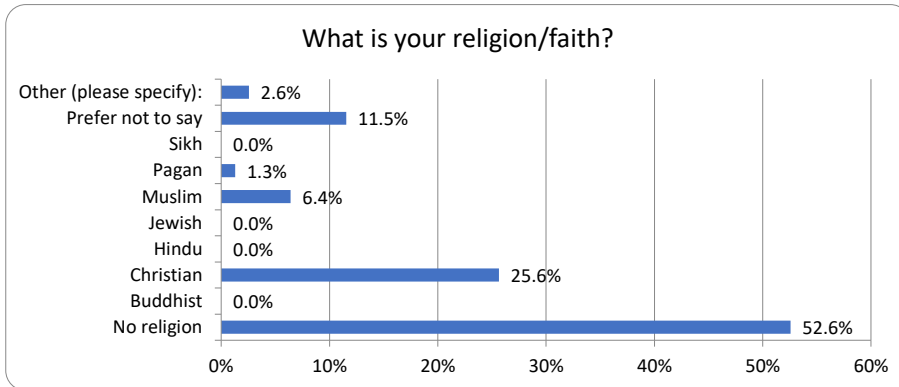
See Figure 15 below.



Respondents were asked their religion / faith. 78 respondents selected their religion / faith, of which:

- 41 (52.6%) respondents selected No religion
- 0 (0%) respondents selected Buddhist
- 20 (25.6%) respondents selected Christian
- 0 (0%) respondent selected Hindu
- 0 (0%) respondents selected Jewish
- 5 (6.4%) respondents selected Muslim
- 1 (1.3%) respondent selected Pagan
- 0 (0%) respondents selected Sikh
- 9 (11.5%) respondents selected Other
- 2 (2.6%) respondents preferred not to say

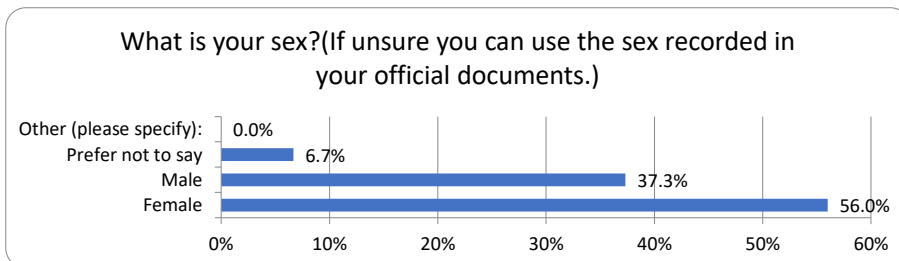
See Figure 16 below.



Respondents were asked their sex. 75 respondents selected their sex, of which:

- 42 (56%) respondents identified as female
- 28 (37.3%) respondents identified as male
- 0 (0%) respondent identified as other
- 5 (6.7%) respondents preferred not to say

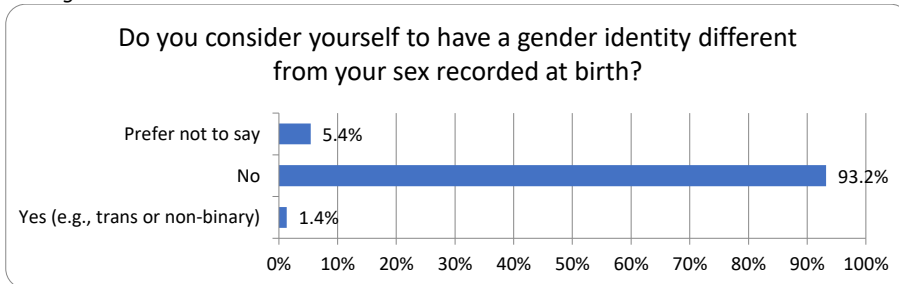
See Figure 17 below.



Respondents were asked whether they consider themselves to have a gender identity different from their sex recorded at birth. 74 people responded, of which:

- 1 (1.4%) respondent said yes
- 69 (93.2%) respondents said no
- 4 (5.4%) respondents preferred not to say

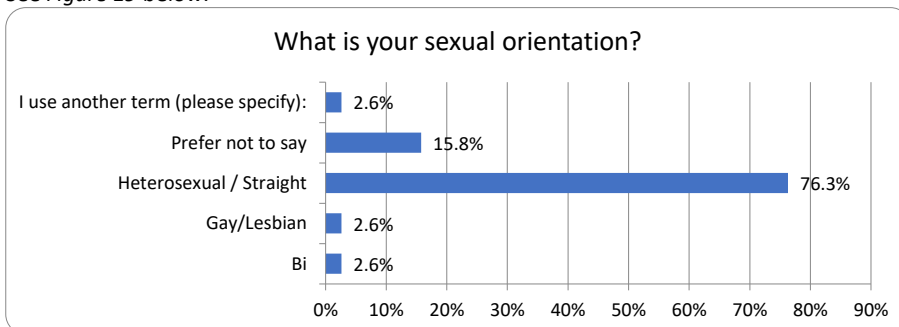
See Figure 18 below.



Respondents were asked their sexual orientation. 76 respondents selected their sexual orientation, of which:

- 2 (2.6%) respondents selected Bi
- 2 (2.6%) respondents selected Gay/Lesbian
- 58 (76.3%) respondents selected Heterosexual / Straight
- 12 (15.8%) respondents preferred not to say
- 2.6 (2%) respondents selected that they use another term

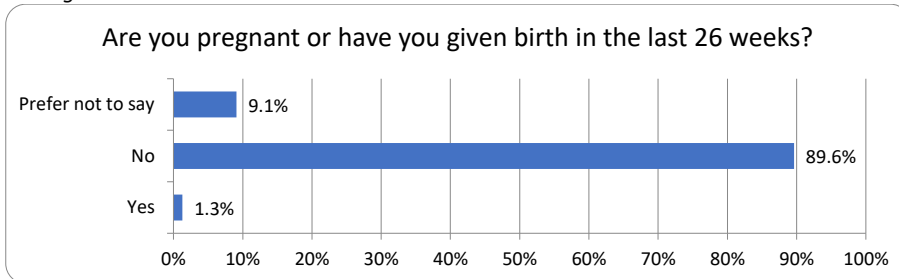
See Figure 19 below.



Respondents were asked whether they are pregnant or have given birth in the last 26 weeks. 77 people responded, of which:

- 1 (1.3%) respondent said yes
- 69 (89.6%) respondents said no
- 7 (9.1%) respondents preferred not to say

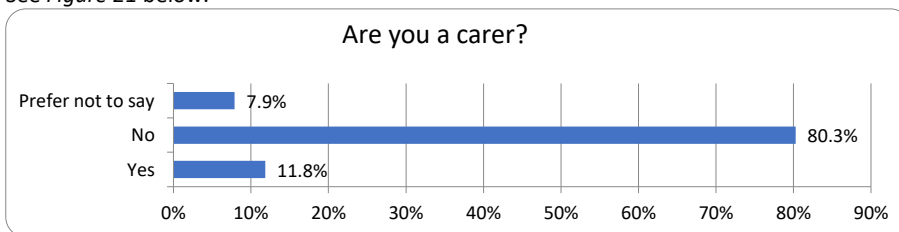
See Figure 20 below.



Respondents were asked whether they are a carer. 76 people responded, of which:

- 9 (11.8%) respondents said yes
- 61 (80.3%) respondents said no
- 6 (7.9%) respondents preferred not to say

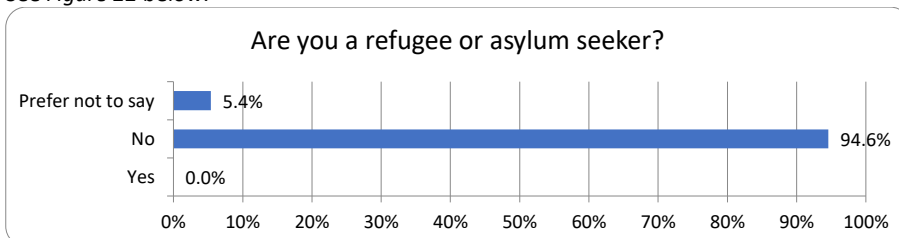
See Figure 21 below.



Respondents were asked whether they are a refugee or asylum seeker. 74 respondents responded, of which:

- 0 (0%) respondents said yes
- 70 (94.6%) respondents said no
- 4 (5.4%) respondents preferred not to say

See Figure 22 below.



Characteristics of respondents and their organisations

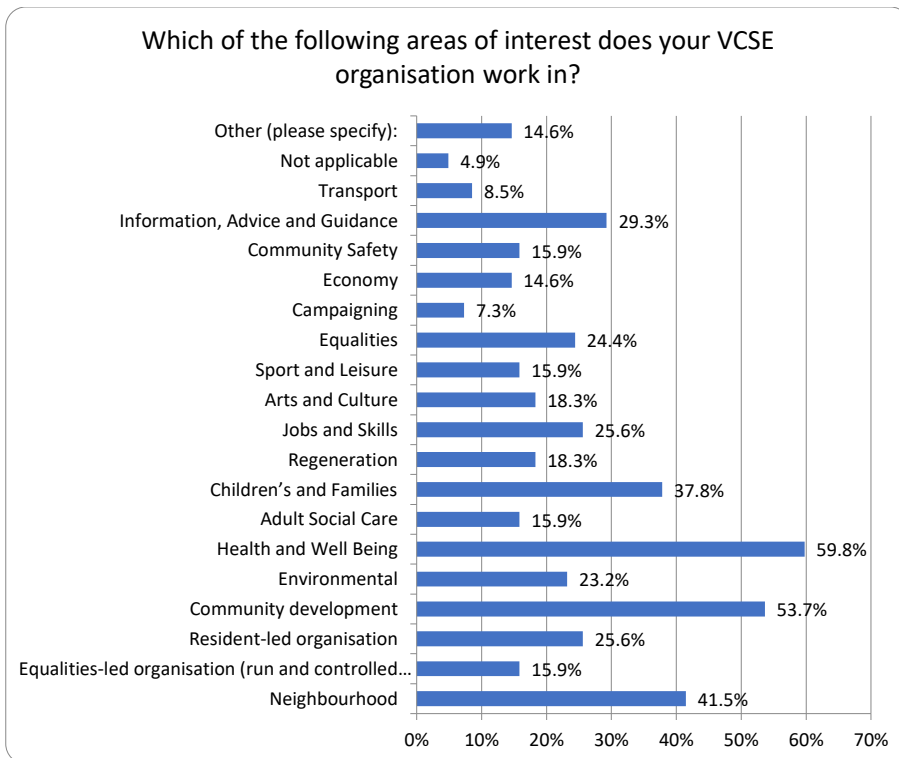
This survey was targeted at VCSE organisations, who were the primary audience. Therefore, it is assumed that those responding were doing so on behalf of their VCSE organisation.

Respondents were asked which areas of interest their VCSE organisations work in. They could select all that applied. 82 respondents responded.

Respondents selected 20 areas of interest, the most common of which were:

- 49 (59.8%) responded Health and wellbeing
- 44 (53.7%) responded Community development
- 34 (41.5%) responded Neighbourhood
- 31 (37.8%) responded Children and families
- 24 (29.3%) responded Information, advice and guidance
- 21 (25.6%) responded Resident-led organisation
- 21 (25.6%) responded Jobs and skills
- 20 (24.4%) responded Equalities
- 19 (23.2%) responded Environmental
- 15 (18.3%) responded Arts and culture

See Figure 23 below.

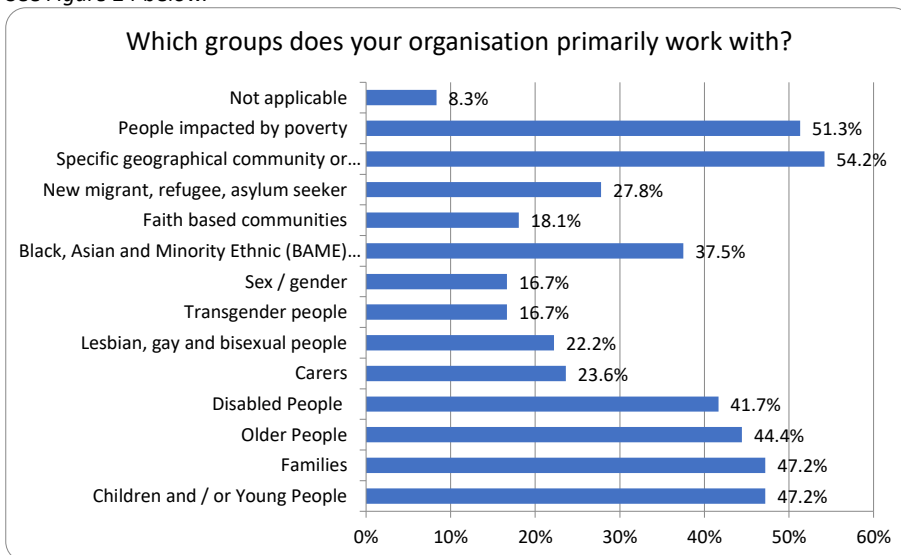


Respondents were asked which group their VCSE organisation primarily works with. 72 respondents responded.

Respondents selected 13 groups that their organisations work with, the most common of which were:

- 39 (54.2%) responded Specific geographical community or neighbourhood
- 37 (51.3%) responded People impacted by poverty
- 34 (47.2%) responded Children and / or Young People
- 34 (47.2%) responded Families
- 32 (44.4%) responded Older people
- 31 (41.7%) responded Disabled people
- 20 (27.8%) responded New migrant, refugee, asylum seeker
- 16 (22.2%) responded Lesbian, gay and bisexual people

See Figure 24 below.



Respondents were asked which areas of Bristol their VCSE organisations works in. They could select all that apply. 35 areas were selected by respondents, the most common of which was citywide. This area was selected by 42 respondents.

After citywide, the top 11 areas of Bristol selected, worked in by the organisations responding were:

- Ashley (9 respondents)
- Bedminster (11 respondents)

Commented [LM6]: Right at the beginning of the report we have a question broken down by ward -

Was this data retrieved from this question here (i.e. which ward does your org work in) or from the postcode question?

We can presume people gave individual postcodes so this question (what ward does your org work in?) may be more useful for cross referencing answers by area than the postcode question. It's not that relevant what ward the respondent lives in compared with the ward their organisation works in,

Anyway - can you provide a breakdown of respondents by ward (using postcode) without cross referencing with another question - I don't think that chart is presented here.

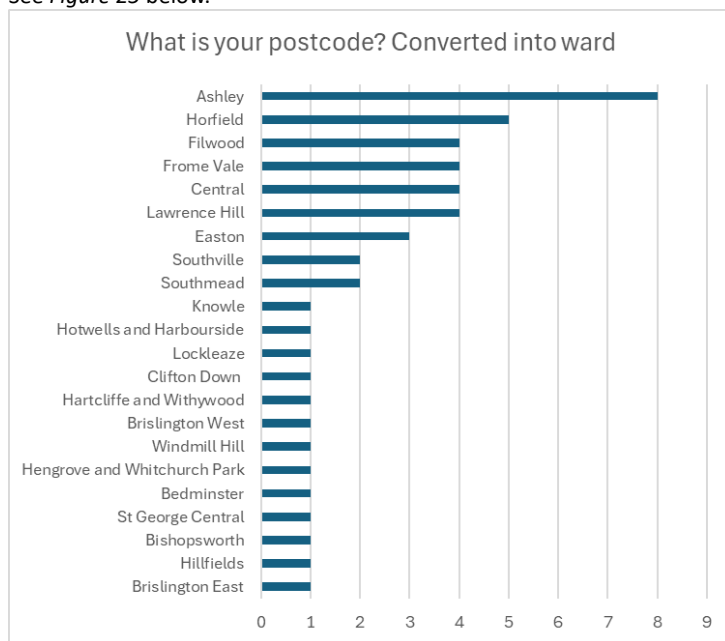
Commented [ES7R6]: @Pippa Davies could you help answer this question as you prepared the graphs? thanks! Lauren is referring to the graph which says 'by geography' on page 7

Commented [PD8R6]: The one on page 7 was cross referenced with the ward the org works in, not postcode

- **Central (8 respondents)**
- Easton (8 respondents)
- **Filwood (11 respondents)**
- **Hartcliffe and Withywood (8 respondents)**
- **Knowle (9 respondents)**
- **Lawrence Hill (7 respondents)**
- **Lockleaze (8 respondents)**
- Southville (7 respondents)
- **Windmill Hill (7 respondents)**

The wards highlighted bold above contain lower super output areas which fall within the 10% most deprived according to the 2019 Indices of Multiple Deprivation. Filwood, Hartcliffe and Withywood and Lawrence Hill have particularly high levels of deprivation with the majority of the ward falling within the 10% most deprived.

See Figure 25 below.



Respondents were asked what their VCSE organisation’s annual turnover is. 79 respondents selected their organisation’s annual turnover, of which:

- 14 (17.7%) responded below £20k
- 7 (8.9%) responded £20k to £50k
- 16 (20.3%) responded £50k to £250k
- 17 (21.5%) responded £250k to £1m

- 16 (20.3%) responded over £1m
- 9 (11.4%) responded not applicable

See Figure 26 below.

