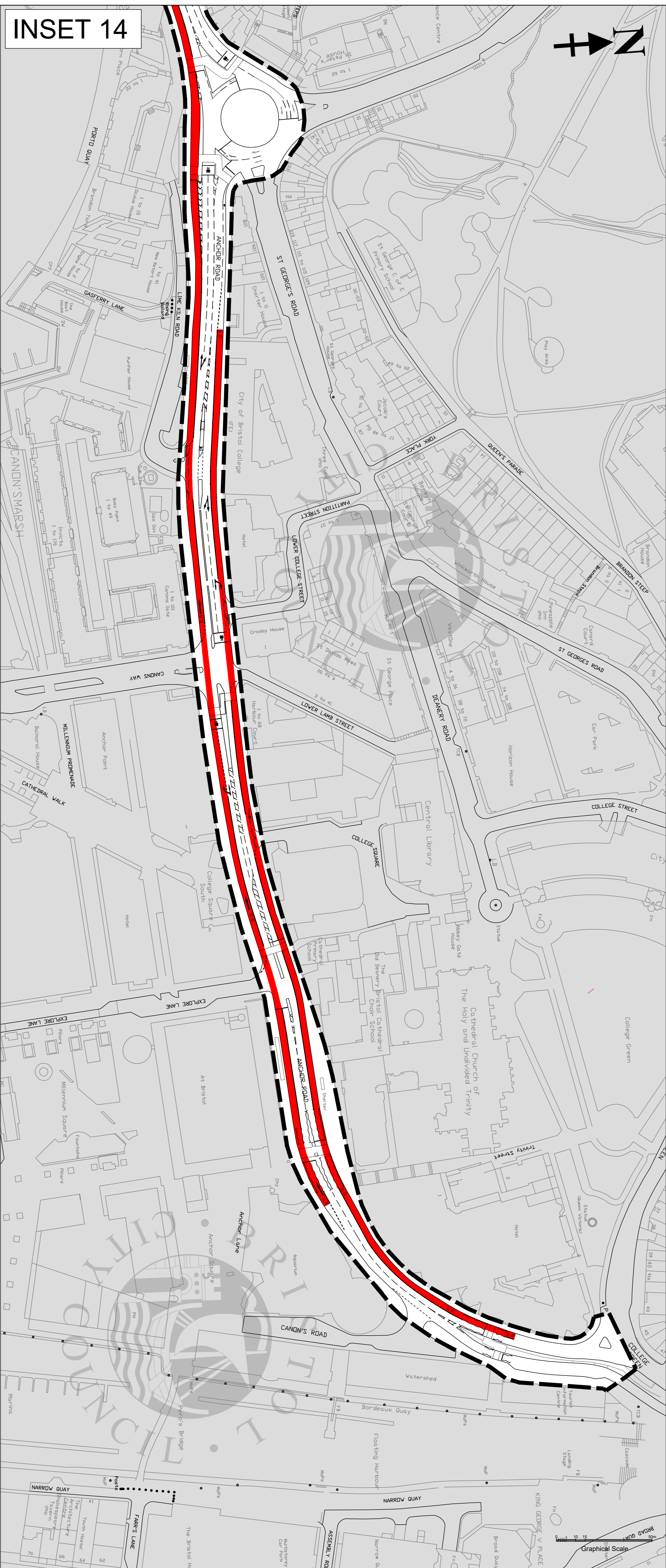


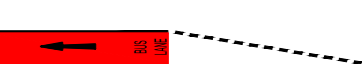
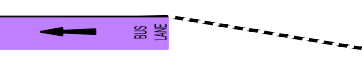
INSET 13



INSET 14



TRAFFIC ORDER KEY

-  Bus Lane (24 hour)
-  Bus Lane (Peak times Mon - Fri 7 - 10 am 4 - 6.30 pm)

Notes

Area plan - TRO-25-021E-00-CONS
 Insets 1 - 3 - TRO-25-021E-01-CONS
 Insets 4 - 6 - TRO-25-021E-02-CONS
 Insets 7 - 9 - TRO-25-021E-03-CONS
 Insets 10 - 12 - TRO-25-021E-04-CONS
 Insets 13 & 14 - TRO-25-021E-05-CONS

Rev	DATE	DESCRIPTION

© Crown Copyright and database rights 2025 Ordnance Survey 100030879/1



TRO Consultation plan
 A4 PORTWAY STRATEGIC CORRIDOR
 EXISTING BUS LANES
 INSET PLANS 10 TO 12

Dwg: TRO-25-021E-05-CONS
 Revision: CH
 Scale: 1:1000 @ A0
 Date: MAY 2025