



STANDARD DETAILS

03-CROSSOVERS AND PEDESTRIAN CROSSINGS

VEHICLE CROSSOVERS

DRAWING NUMBER

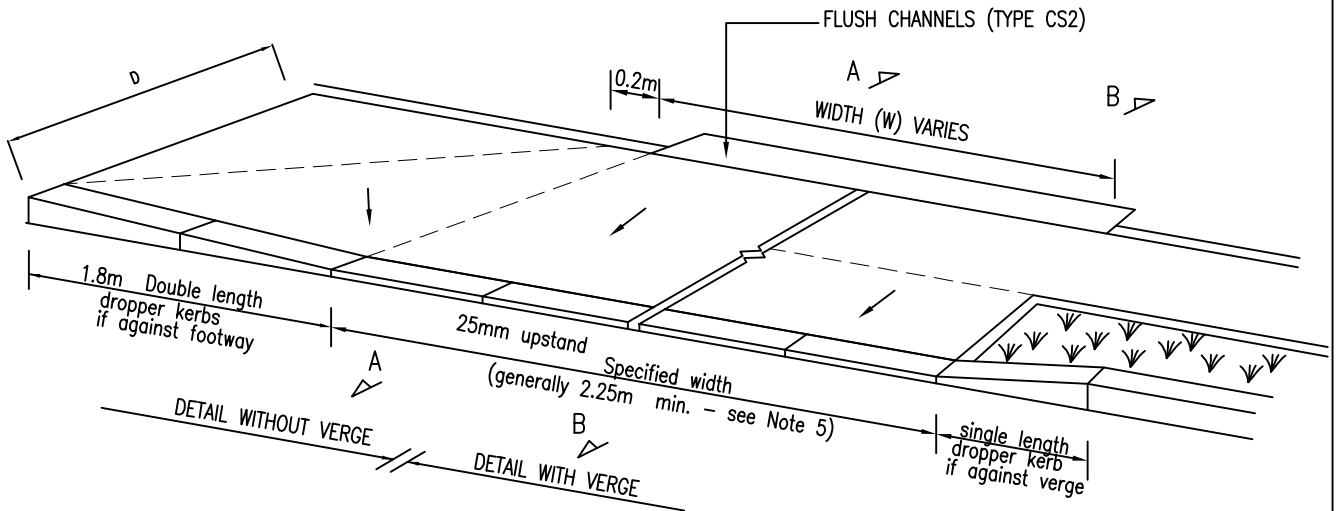
Drawing
SD 03-002

Revision
E

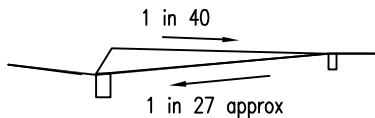
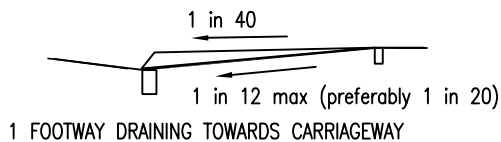
Drawn by
RB

Scale
NTS

Date Drawn
JUL 2016

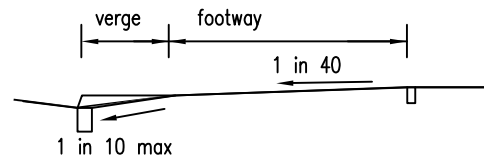


SECTION AA - NO VERGE



2. FOOTWAY DRAINING AWAY FROM CARRIAGEWAY

SECTION BB - WITH VERGE



Footways with verges always drain towards the verge.

Notes:-

- Construction is shown on Drawing SD 01-006, or as instructed by Employer's representative.
- Drop kerb upstand shall be 25mm unless crossover is also designated for pedestrian use, in which case the kerbs shall be 0-6mm upstand.
- Back of path shall not be dropped unless agreed by Employer's representative.
- Back edging is not acceptable at the back of crossovers used by vehicles - use 150 channels instead (CS2).
- On crossovers used by large vehicles, "specified width" of drop kerb is generally $W+0.5xD$, but should not exceed 12m.
- In most cases, there must be no kerbs, channels or other demarcations interrupting the line of the footway and the surfacing should visually match the footway (e.g. blacktop in blacktop footway, concrete or pavers in slab footways). In cases where vehicle use is high, consult the Employer's representative for alternative design.

5 dwellings or less to be to SD01-006

5 dwellings or more to be to SD01-002