

JSNA Health and Wellbeing Profile 2026/27

Adult Social Care

Summary points

- 4,074 adults received a community-based social care support service during 2025/26. 1,672 of these were older people (65+) and 2,402 were people aged 18-64 years
- 1,438 care home places were funded in 2025/26

Findings

This section covers adults of 18-64 years and older people 65 plus. Full information about Bristol's strategic priorities for Adult Social Care is available in the [Market Position Statement](#)¹

During 2025/26, Adult Social Care in Bristol received 41,241 contact referrals, 46.8% (19,286) related to adults with long term conditions and 29.7% (12,242) related to older people. Further breakdown is provided in the following sections, demonstrating how many referrals progress to different types of care.

Please note that the data used for this 2025/26 section excludes funded nursing care, suspensions and services delivered inhouse. It is not comparable with data prior to 2023/24 where these services were included and therefore no trend graphs have been produced.

Community Support Services (CSS)

Community Support Services (CSS) in Bristol are specific adult social care support services for adults (18 years+) with eligible social care needs delivered within community settings or at home². This does not include specific home care provision but does include:

- Supported Living
- Support to Access the Community
- Day Services
- Time for You (support for carers to have a break)

At the end of 2025/26, 4,074 adults had received Community Support Services in Bristol: 1,672 older people and 2,402 adults aged 18-64 years. For CSS clients of working age (18-64 years) 29% have a mental health issue, 26% have a learning disability and 24% have a physical impairment, whilst for clients aged 65+ the largest client group was for physical impairment (60%) followed by mental health (19%) – see Figure 1 overleaf.

Equalities data: In 2025/26, women accounted for approximately 52% of the take up of services, with 48% for men. For older people, women accounted for 63% of take up, with 37% men. Across all age groups, 70% of clients were of White ethnicity, 12.3% were of Black/Black British ethnicity and 4.9% were of Asian ethnicity.

¹ Bristol City Council "Working with us for Better Lives", June 2018

² See www.bristol.gov.uk/csscommissioning

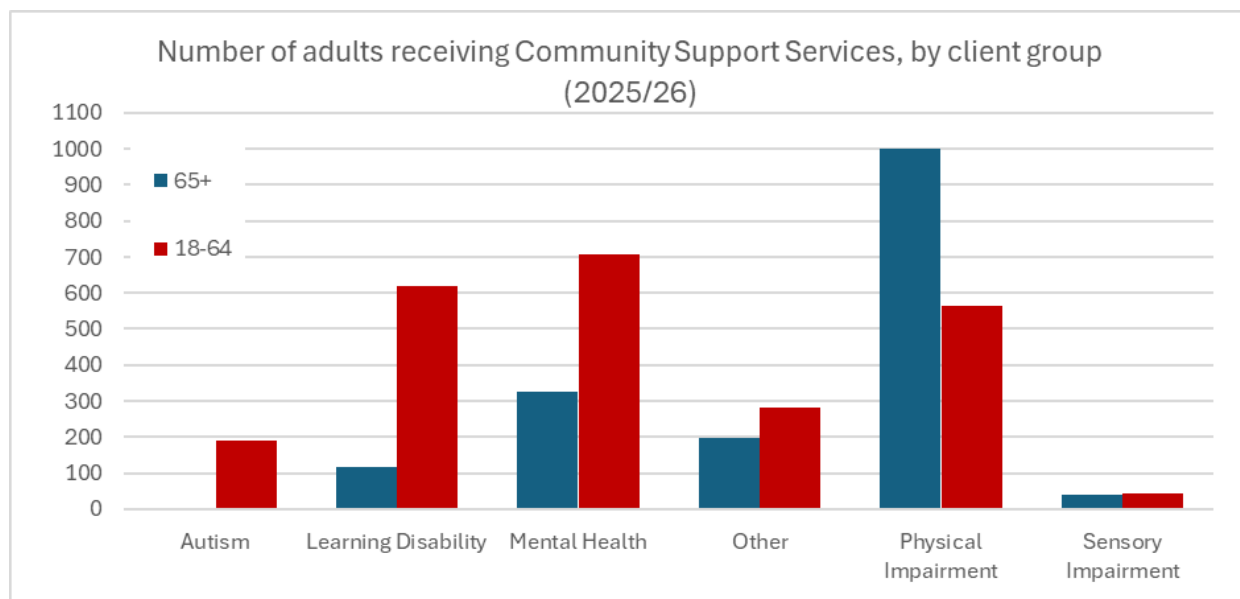


Figure 1: CSS client by client group 2025/26. Source: BCC – April 2026

Across the city by locality, there are large differences in the rates of people receiving CSS services (per 1,000 population) for both older people age 65+ and people aged 18-64. The city average for older people is 26.1 per 1,000 population and ranges from 19.0 per 1,000 people in the North & West of Bristol to 36.6 per 1,000 people in the Inner City & East locality of Bristol (Figure 2). Whilst the rates are much lower in the younger age category (Figure 3) there is again a higher rate of demand for services in the Inner City & East locality than elsewhere in the city. The city average rate is 6.2 per 1,000 population aged 18-64.

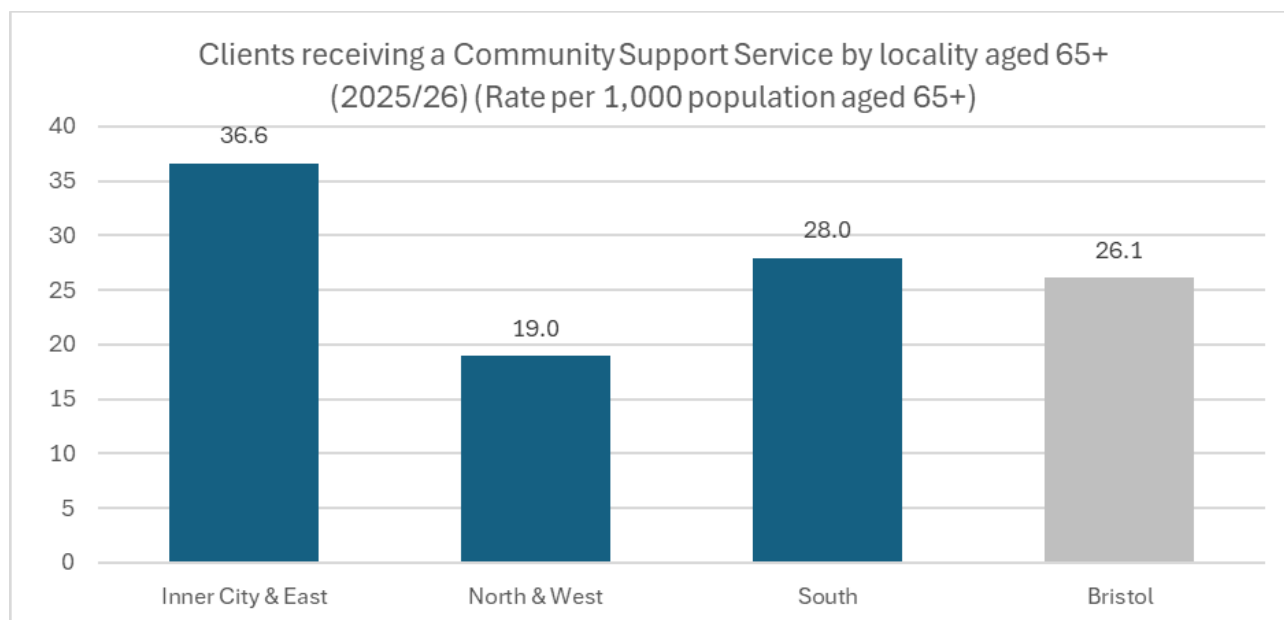


Figure 2: 2025/26 rate of CSS clients aged 65+ by locality. Source: BCC – April 2026

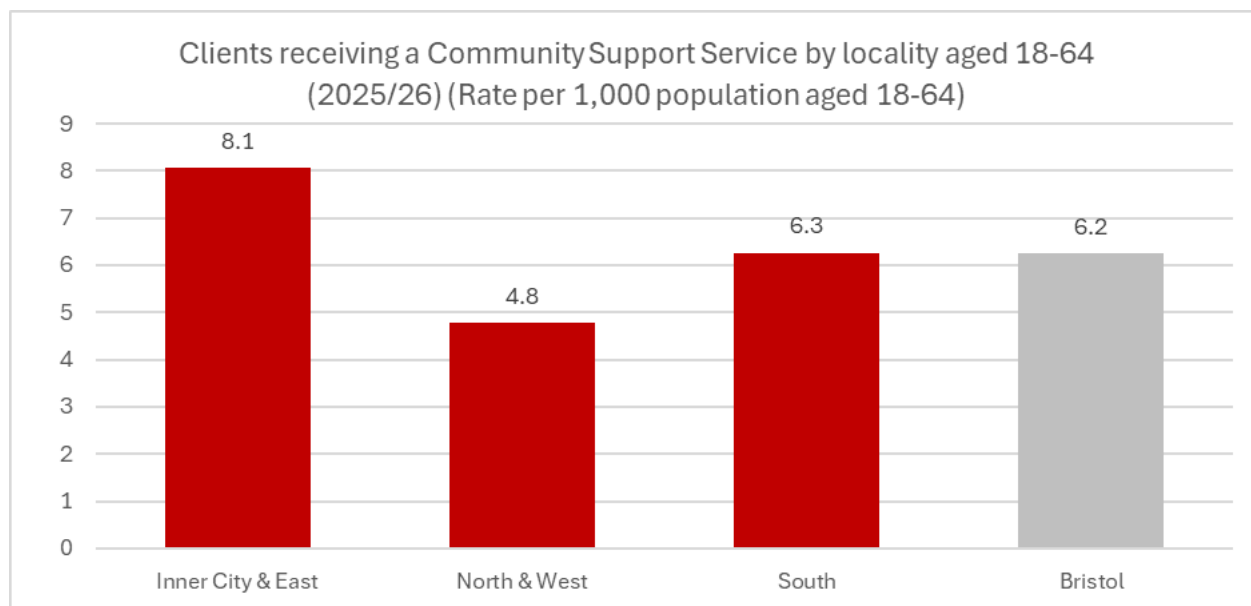


Figure 3: 2025/26 rate of CSS clients 18-64 years by locality. Source: BCC – April 2026

Care home placements

At a snapshot taken on the 31st of March 2026 there were 1,438 clients in care homes, of which 1,045 were older people aged 65 and over and 393 were aged 18-64. The majority of older clients were in care homes for physical impairment issues (41%) or mental health issues (42%) whilst the majority of people aged 18-64 were placed in a care home for issues relating to a learning disability (46%) or a mental health issue (32%).

Equalities data: 53% of care home places for all clients were given to females and 47% were given to males. By age group, 37% of places for clients aged 18-64 were given to females and 63% were given to men. In contrast 58% of places for clients aged 65 and over were given to females and 42% were given to men. In terms of ethnicity the largest recipient group were White (82.9%), followed by Black / Black British (5.6%) and mixed / multiple ethnicity (2.8%).

There is evidence to suggest that BCC places more people in residential and nursing placements than in other comparator local authorities. However the number of placements made in residential and nursing care is reducing as BCC builds and commissions alternatives to this care e.g. more Extra Care Housing and home care supply.

Home care packages

At the end of 2025/26, BCC funded 960 home (“domestic”) care packages for older people (65+) of which 70% supported physical impairments and 19% supported mental health issues. An additional 373 home care packages were funded for people of working age (18-64) of which 58% were for physical impairments, 20% for mental health and 7% for learning disabilities.

Equalities data: Approximately 63% of all home care packages were received by females and 37% by men. By age group, 57% of packages for clients aged 18-64 were received by females and 43% by men. For clients aged 65 and over 66% were received by females and 34% were received by men. By ethnic group, 69% of recipients were White, 13.2% were Black / Black British and 4.7% were Asian / Asian British.

Extra care housing (ECH)

Extra care housing, sometimes known as assisted living, is for older people with care and support needs who want to be active and independent. It is an alternative to residential care allowing older people to live in either one or two bedroom ECH flats, houses or bungalows which are part of complexes with public spaces that may include a restaurant, activity room, lunch club, hairdressers, shop.

During 2025/26, there were 421 ECH packages received by people aged 55 and over, of which 58% were provided to support physical impairments and 17% to support mental health issues.

Equalities data: 58% of ECH packages (55+) were received by women in 2025/26 and 42% were received by men. 76% of recipients were White, 5.0% were of mixed / multiple ethnicity and 4.5% were Black / Black British.

Direct payments

A direct payment is money provided by BCC to pay for care and support needs for people who have been assessed and choose to use the money to meet their assessed needs. This enables more choice and control about the care that is received and can be used to:

- employ a personal assistant
- pay an agency for support
- employ a family member as long as they do not live in the same home

In 2025/26, 801 clients received direct payments in Bristol, of which 594 were aged 18 to 64 and 207 clients were aged 65 and over. Physical impairment was the main need met by a payment accounting for 56% of older clients' requests and 39% of payments received by 18 to 64 year olds.

Equalities data: 60% of clients receiving direct payments were female and 40% were male. In terms of ethnicity the largest recipient group were White (59%), followed by Black / Black British (20%) and Asian / Asian British (8.9%).

Further data / links:

- [Adult Social Care Strategic Plan 2016 to 2020](#)
- [Better Lives in Bristol - Supported Housing Delivery Plan 2024-29](#)

Date updated: April 2026

Date of next update: May 2027