

JSNA Health and Wellbeing Profile 2025/26

Suicide deaths

Globally, more than 700,000 people will die by suicide each year¹. In 2024 in England 5,717 people² died of suicide. On average 48 people die of suicide every year in Bristol (2015-2024)³. The causes of self-inflicted deaths are complex and may include mental health problems, self-harm, bereavement, loneliness and isolation, substance misuse or relationship breakdown. Every suicide death has a lasting effect on the family and friends of the deceased. Reduction of the suicide rate is a continuing objective in local and government strategies.

Summary points

- There were 169 deaths from suicide and injury of undetermined intent registered between 2022 and 2024 in Bristol – a higher number than the last reporting period. 68% of them were among men, characteristic of gender disparity in suicide deaths.
- The suicide and injury of undetermined intent mortality rate for 2022-2024 in Bristol at 13.1 per 100,000 population aged over 10 was significantly higher than England average of 10.9.
- The Bristol suicide mortality rate for men at 18.7 per 100,000 population is significantly higher than the rate for women and is similar to England average of 16.8.
- The Bristol suicide mortality rate for women at 7.6 per 100,000 population is significantly higher than England average of 5.5.
- The highest numbers and rates of suicide deaths have been reported among middle aged men (aged 35 to 64) and in Bristol the rate in that age group is higher than England average.

Suicide rates in Bristol

A suicide death is defined as a death from intentional self-harm for persons ages 10 and over, and deaths where the intent was undetermined for those aged 15 and over.

There were 169 deaths from suicide and injury of undetermined intent registered in the 3 years period of 2022-2024⁴, a rate of 13.1 per 100,000 population (aged 10 and over) – significantly higher than the England average of 10.9 per 100,000. Figure 1 shows the age standardised mortality rate from suicide and injury of undetermined intent from 2001 to 2024. Between 2015 and 2022, Bristol rate was not statistically different to the England average.

Bristol rate is the fourth highest among the Core Cities⁵, with Liverpool, Manchester and Nottingham having higher rates.

¹World Health Organisation: <https://www.who.int/news-room/fact-sheets/detail/suicide>

² Office for National Statistics, *Suicides in the UK: 2024 registrations*, [Suicides in England and Wales - Office for National Statistics](https://www.ons.gov.uk/peoplepopulationandcommunity/healthandlife/articles/suicides-in-england-and-wales-2024-registrations)

³ Source: Primary Care Mortality Database via NHS England.

⁴ Public Health England Suicide Prevention Profile, <https://fingertips.phe.org.uk/profile-group/mental-health/profile/suicide>

⁵ The Core Cities Group is a self-selected and self-financed collaborative advocacy group of large regional cities in the United Kingdom outside Greater London. In England Core Cities include: Birmingham, Bristol, Leeds, Liverpool, Manchester, Newcastle, Nottingham and Sheffield

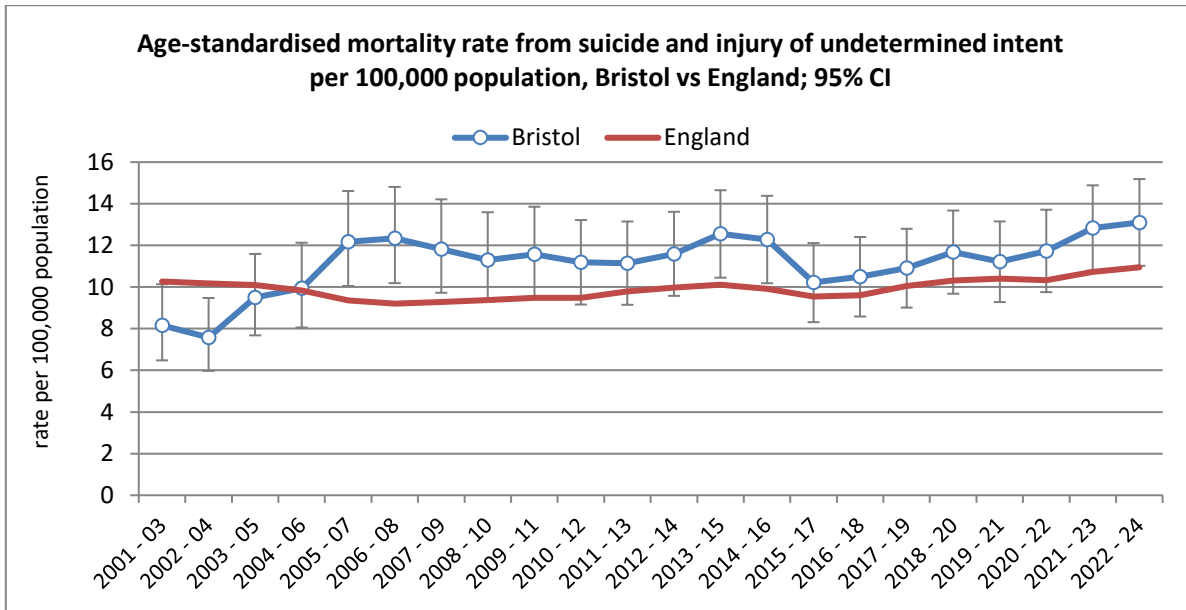


Fig 1. Age-standardised mortality rate from suicide and injury of undetermined intent per 100,000 population. Source: OHID Suicide Prevention Profile, <https://fingertips.phe.org.uk/profile-group/mental-health/profile/suicide>

Gender

The suicide mortality rates are approximately 2 to 3 times higher among men than women. In the 3 year period of 2022–2024, 68% of the suicide deaths in Bristol were male. The male suicide rate in that period in Bristol increased to 18.7 per 100,000 male population, but was still similar to the England average of 16.8.

The female suicide rate in Bristol has decreased slightly in 2022-2024 to 7.6 per 100,000 female population, significantly above England average of 5.5.

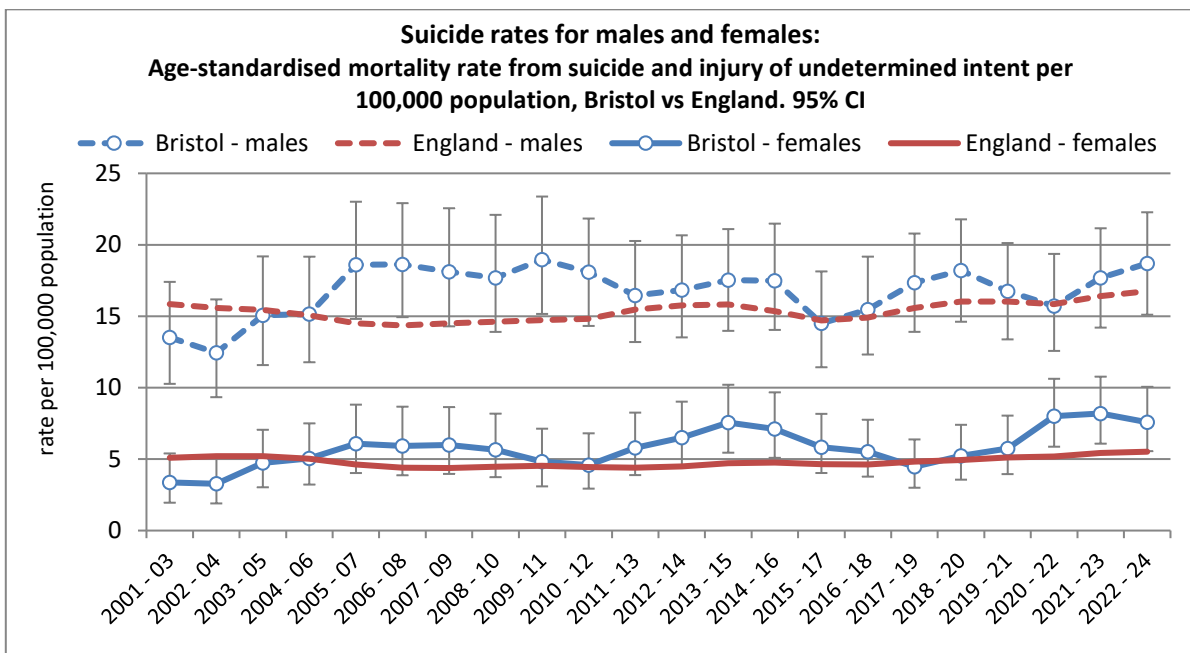


Fig 2. Age-standardised mortality rate from suicide and injury of undetermined intent per 100,000 population for men and women. Source: OHID Suicide Prevention Profile, <https://fingertips.phe.org.uk/profile-group/mental-health/profile/suicide>

Age

Rates of suicide deaths are the highest among middle aged men (aged 35 to 64). In Bristol the 5 year average rate of suicide deaths among men aged 35 to 64 at 25.0 per 100,000 is higher than England average of 21.0 per 100,000 (Fig. 3). The rate among women of the same age is also higher than England average: 8.3 per 100,000 vs England’s 6.7 per 100,000 (Fig.4). Bristol female suicide rate in the 10 to 34 age group is significantly higher than England average.

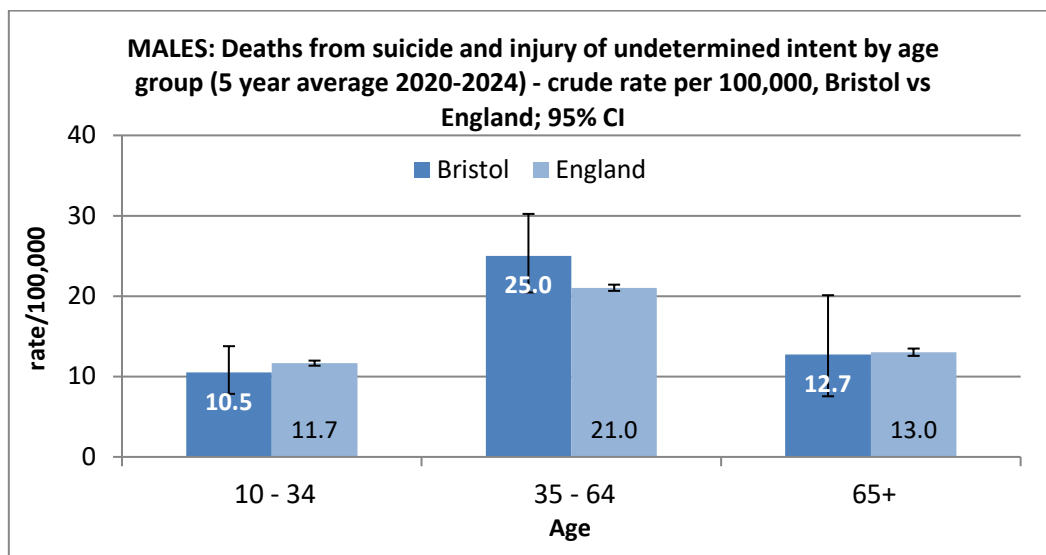


Fig.3. MALES: Deaths from suicide and injury of undetermined intent by age group (5-year average 2020-2024) - crude rate per 100,000, Bristol vs England, 95% CI. Source: Primary Care Mortality Database 2024 via NHS England & ONS Quarterly suicide death registrations in England, 2001 to 2024 registrations publication

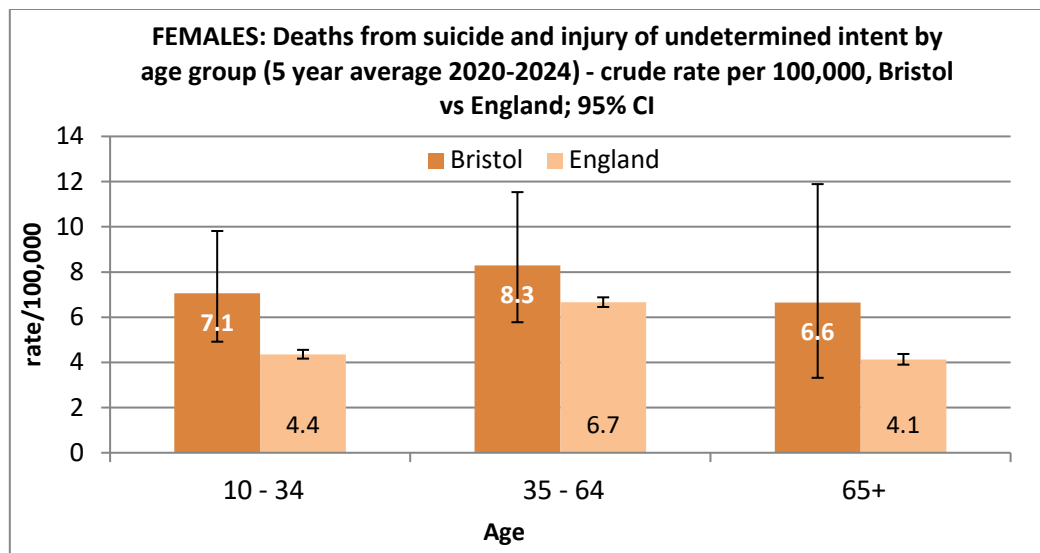


Fig.4. FEMALE: Deaths from suicide and injury of undetermined intent by age group (5-year average 2020-2024) - crude rate per 100,000, Bristol vs England, 95% CI. Source: Primary Care Mortality Database 2025 via NHS England & ONS Quarterly suicide death registrations in England, 2001 to 2024 registrations publication

Equalities

The occurrence of suicide and undetermined death in Bristol over the last 5 years (2020-2024) has been highest amongst people living in the most deprived areas of the city – fig. 5. Whilst the differences between deprivation quintiles are not statistically significant, the most deprived quintile is approaching significance compared to the city average.

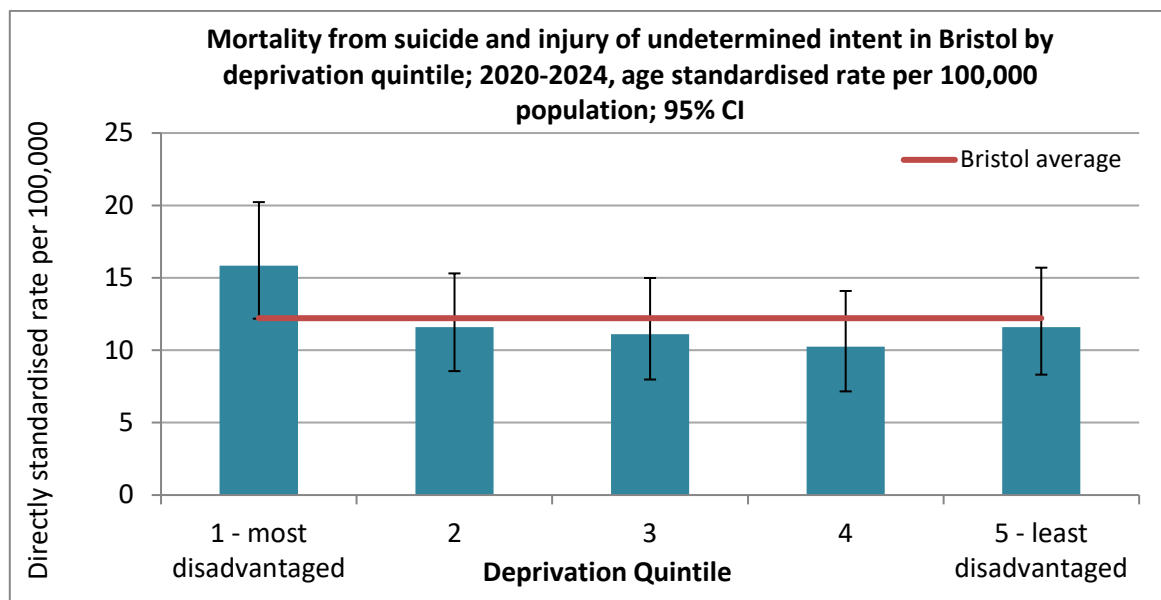


Fig.5. Mortality from suicide and injury of undetermined intent in Bristol by deprivation; 2020 – 2024, age standardised rate per 100,000 population. Source: Primary Care Mortality Database 2025 via NHS England, ONS population estimates, English Indices of Deprivation 2025 - Department for Communities and Local Government

Further data / links:

- Public Health Outcomes Framework, <https://fingertips.phe.org.uk/profile/public-health-outcomes-framework>
- Office for Health Improvement and Disparities Suicide Prevention Profile, <https://fingertips.phe.org.uk/profile-group/mental-health/profile/suicide>
- Office for National Statistics, Suicides in the UK: 2023 registrations [Suicides in England and Wales - Office for National Statistics](#)
- World Health Organisation: <https://www.who.int/news-room/fact-sheets/detail/suicide>

Covid-19 impact:

The data used in this section does not accurately reflect the impact of the pandemic. Approximately one third of suicide deaths registered in 2021 will have occurred in the previous year and almost a half of deaths registered in 2022 occurred in 2021. In England and Wales, all deaths by suicide are certified by a coroner following an inquest and cannot be registered until the inquest is completed. This results in a delay between the date a death occurred and the date of registration. Further work is ongoing to understand the full impact, as more data is made available.

Date updated: November 2025

Next update due: November 2026