

JSNA Health and Wellbeing Profile 2026/27

Childhood Injuries

Summary points

- In 2024/25 there were 675 emergency hospital admissions caused by unintentional and deliberate injuries in children aged 0 to 14 years, that is 87.3 admissions per 10,000 population.
- The rate of injury admissions among boys aged 0 to 14 was higher than among girls.
- In 2024/25 there were 865 emergency hospital admissions caused by unintentional and deliberate injuries in young people aged 15 to 24 years, that is 96.8 admissions per 10,000 population.
- Injury admission rates in young people were significantly higher among young women than young men aged 15 to 24 but has decreased in the last 4 years.
- Admission rates among young people aged 15-24 who are residents of the most deprived areas were significantly higher than those among residents of the least deprived areas of the city.

Injuries in children (0-14 years)

There were 675 emergency hospital admissions¹ caused by unintentional or deliberate injuries to children aged 0-14 years in Bristol in 2024/25. The admission rates have been higher than the England average (see fig 1). The Bristol rate has increased to 87.3 per 10,000 children aged 0-14 years, significantly higher than the England's rate of 68.5 per 10,000.

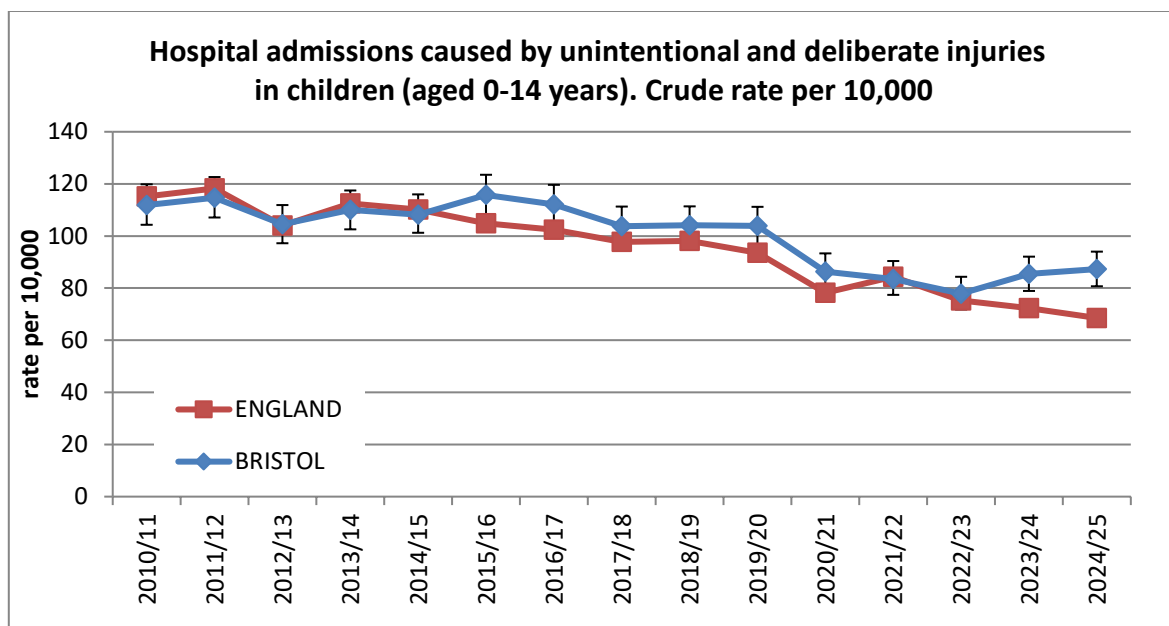


Fig. 1: Hospital admissions caused by unintentional and deliberate injuries in children (aged 0-14 years) Source: Public Health Outcomes Framework indicator C11a; Office for Health Improvement and Disparities. Public health profiles. May 2026 <https://fingertips.phe.org.uk/> © Crown copyright 2026

¹ Crude rates of emergency admissions per 10,000 population, via PHOF, May 2026

Further analysis of hospital admissions data² shows there are differences in injury rates between Bristol wards (Figure 2). Central, Eastville, Stoke Bishop and Bishopsworth had highest rates of admissions (between 106.5 and 114.1 per 10,000; Bristol average for 2022/23 – 2024/25 was 83.4 per 10,000). While rates in Westbury-on-Trym & Henleaze, St George Troopers Hill and Hotwells & Harbourside were the lowest in Bristol.

The leading cause of injury-related emergency admissions in children aged 0-14 years in 2024/25 were falls (34.4% of all injuries) and strikes, crushes and jams (9.8% of all injuries).

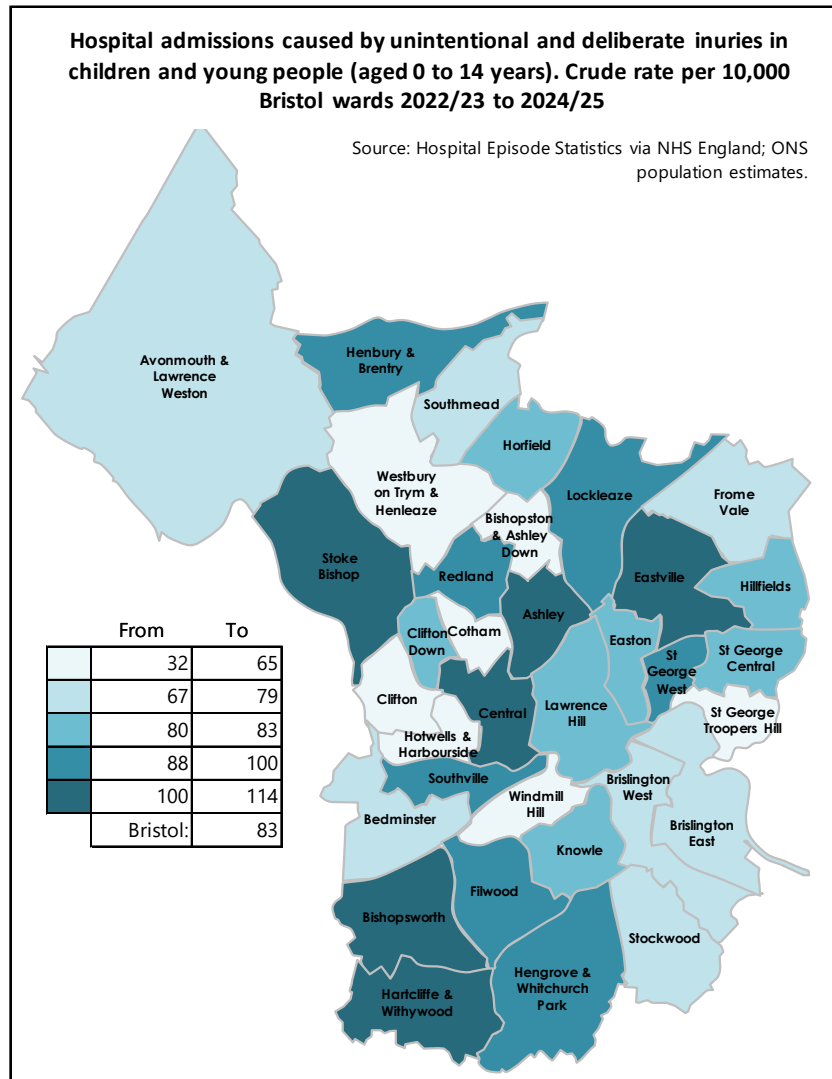


Fig. 2: Hospital admissions caused by unintentional and deliberate injuries in children (aged 0-14 years) by ward, 3 years pooled 2022/23-2024/25 Source: Hospital Episodes Statistics via NHS England, May 2026

Equalities: Bristol admission rates for injuries are usually higher for boys than girls in the 0-14 years age group. In 2024/25 the rate for boys at 98.8 per 10,000 is significantly higher than for girls at 75.3. Rates for boys increased by 8.6% comparing to 2023/24 while there was a decrease of 5.4% in rates for girls.

² 2022/23-2024/25 (3 years pooled data), Source: Hospital Episodes Statistics via NHS England

Figure 3 shows the breakdown of admissions for injuries in children by deprivation quintile³ of residence. The proportion of admissions of children from the most deprived quintile is higher than Bristol average and the rate of admissions per 10,000 is over 9% higher than the rate in the least deprived quintile.

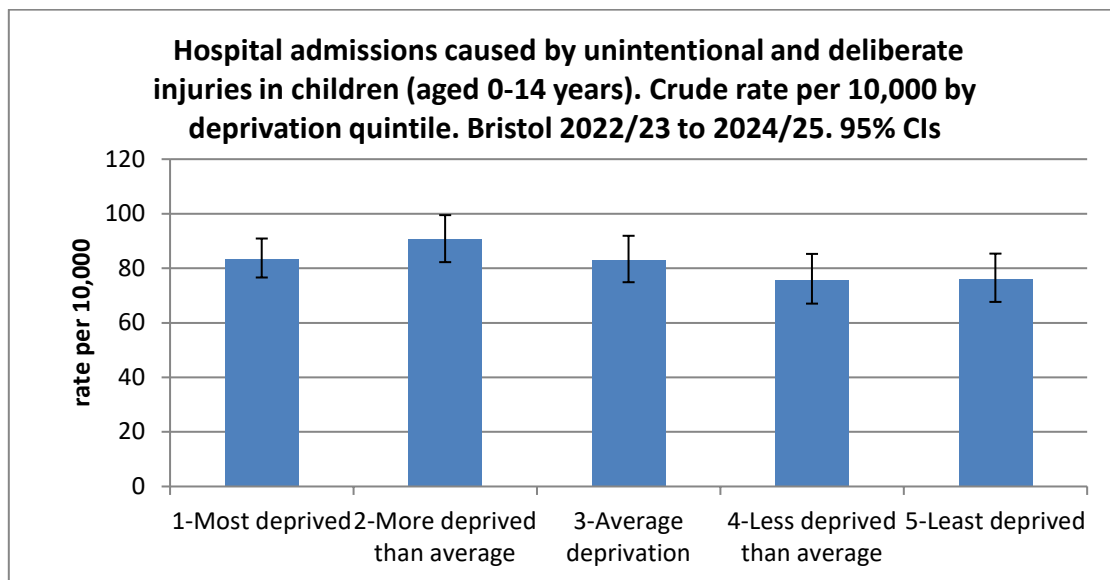


Fig. 3: Hospital admissions caused by unintentional and deliberate injuries in children (aged 0-14 years) by deprivation quintile, 3 years pooled 2022/23-2024/25. Source: Hospital Episodes Statistics via NHS England, May 2026

Young children (under 5 years)

There were 285 emergency hospital admissions from unintentional or deliberate injuries among children aged 0-4 years in Bristol in 2024/25 – slightly higher than in 2023/24. The admissions rate for Bristol (114.9 per 10,000) was significantly higher than the rate for England (88.7 per 10,000).

Every year, in England, 40,000 under-fives are admitted to hospital and 55 die due to accidents in their own homes⁴.

Children in the most deprived areas are at greatest risk; being 13 times more likely to die in preventable accidents⁵ and experiencing 40% more emergency hospital admissions for unintentional injuries⁶.

Nationally, five of the top most common and serious unintentional injuries for the under-fives are⁷:

- Choking, suffocation, and strangulation
- Falls

³ Index of Multiple Deprivation 2025 measures relative deprivation in small areas of Bristol. These measures are divided into 5 groups from the least deprived to the most deprived scores – quintiles of deprivation. Source: Department for Communities and Local Government, [English indices of deprivation 2025: research report - GOV.UK](https://www.gov.uk/government/research-data-and-analysis/indices-of-deprivation-2025)

⁴ [The need for our work | Child Accident Prevention Trust](https://www.childaccidentpreventiontrust.org.uk/our-work/child-accident-prevention-trust)

⁵ [The need for our work | Child Accident Prevention Trust](https://www.childaccidentpreventiontrust.org.uk/our-work/child-accident-prevention-trust)

⁶ [Health matters: Prevention - a life course approach - GOV.UK](https://www.gov.uk/government/research-data-and-analysis/health-matters-prevention-a-life-course-approach)

⁷ [Unintentional injuries: prevention in children under 5 years - GOV.UK](https://www.gov.uk/government/research-data-and-analysis/unintentional-injuries-prevention-in-children-under-5-years)

- Poisoning
- Burns and scalds
- Drowning.

Child Home Safety Equipment Scheme⁸

Bristol's Child Home Safety Equipment Scheme aims to reduce the prevalence of these injuries in children under 5 through supplying and installing home safety equipment such as safety gates, fire guards and cupboard in the homes of eligible families.

- Eligibility requirements include families residing in Bristol that have at least one child under aged 5 and receive means tested benefits and therefore the scheme has a particular focus on prevention for those living in disadvantaged circumstances.
- Health Visitors refer into the scheme after conducting an initial home safety assessment and identifying products that require installation in the property.
- Across 2024/25, child home safety equipment was fitted in 147 homes, with a total of 709 items of equipment installed throughout these homes.

Injuries in young people (15-24 years)

There were 865 emergency admissions caused by unintentional or deliberate injuries in young people aged 15-24 years in 2024/25 in Bristol representing a 13.9% decrease from the previous year (1,005 admissions in 2023/24).

Admission rate in 2024/25 was 96.8 per 10,000 population, significantly higher than the England average of 79.8 per 10,000 – see fig 4. This is the highest rate observed among the English Core Cities.

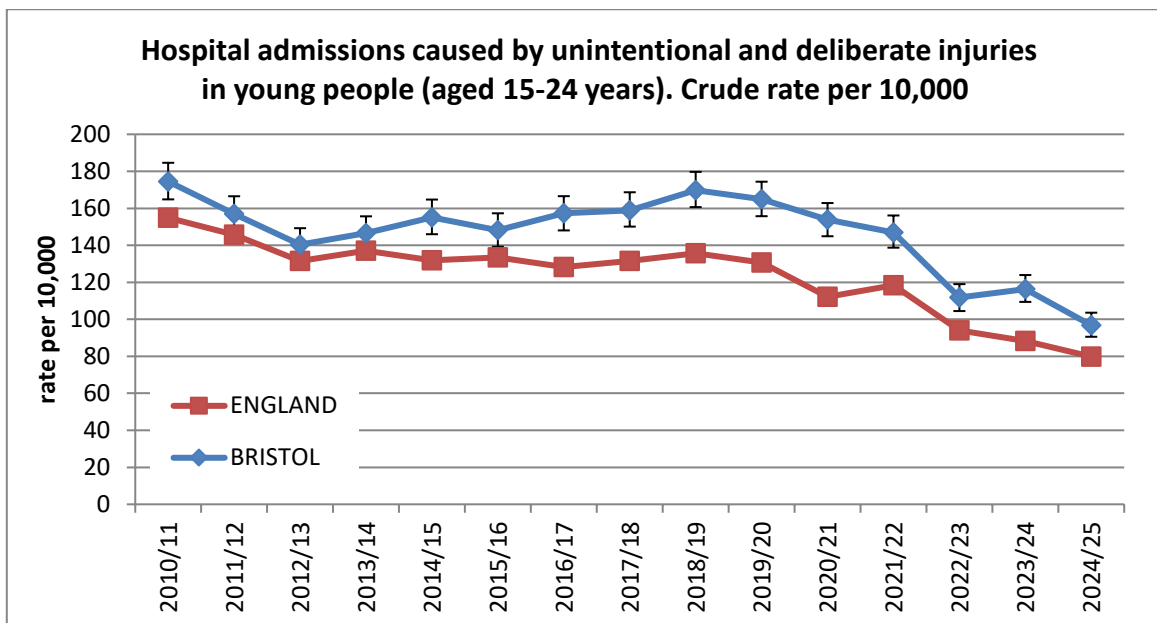


Fig. 4: Hospital admissions caused by unintentional and deliberate injuries in young people (aged 15-24) Source: Public Health Outcomes Framework indicator C11b, Office for Health Improvement and Disparities. Public health profiles. May 2026 <https://fingertips.phe.org.uk/> © Crown copyright 2026

⁸ [Refer a family to the Home Safety Scheme](#)

Further analysis of hospital data⁹ (data pooled for 3 years due to small numbers, 2022/23–2024/25) shows the main causes for young women were intentional self-poisoning and intentional self-harm, jointly accounting for over 61.9% of admissions. For young men the main causes were intentional self-poisoning and self-harm (16.7%) and transport accidents and collisions (15.6%), followed by falls and assaults.

The main cause of the overall rise in admissions in young men and women between 2018/19 and 2020/21 was a rise in recorded cases of intentional self-poisoning and self-harm. The following 12-month period (2021/22) saw a further slight increase in the number and rate of intentional self-poisoning admissions among young women. In 2022/23 the numbers of injury admissions have fallen in all categories except for the admissions for self-poisonings and self-harm among young men where a small increase has been recorded. The year 2023/24 saw a slight decrease in admissions due to self-poisoning and increase in admissions due to transport accidents and collisions. The self-harm and self-poisoning admission numbers have fallen in 2024/25, while there was a slight increase in admissions for assaults in young women and for transport accidents and collisions in young men.

Analysing the admissions data by ward (see Fig 5) shows that St George West, Henbury & Brentry, Hartcliffe & Withywood and Filwood wards have the highest rates in Bristol; significantly higher than the Bristol average of 108.1 per 10,000, for the 3 years period of 2022/23 – 2024/25. The lowest rates were observed in Central, Clifton Down, Hotwells & Harbourside and Redland wards. The disparities are stark, with admission rates ranging from 58.2 per 10,000 in Hotwells & Harbourside to 307.3 per 10,000 in St George West.

⁹ 2021/22 to 2023/24 (3 year pooled data), Source: Hospital Episodes Statistics via NHS England

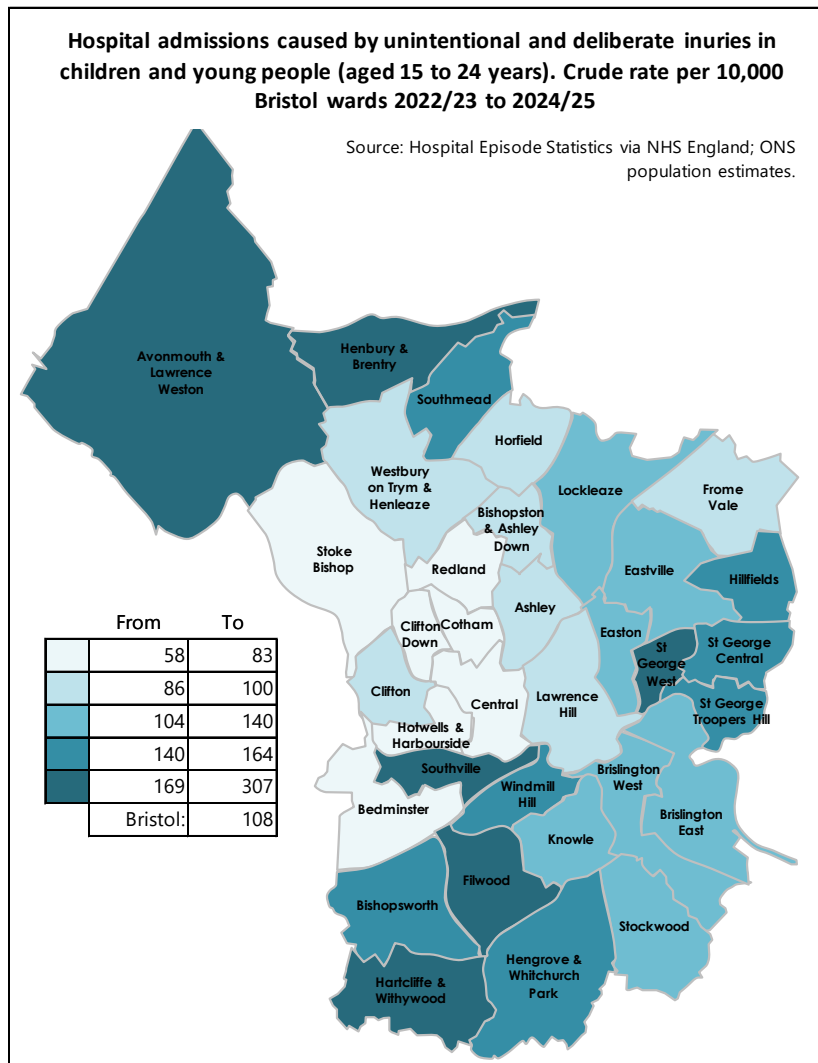


Fig. 5: Hospital admissions caused by unintentional and deliberate injuries in young people (aged 15-24) by ward, 3 years pooled 2022/23-2024/25. Source: Hospital Episodes Statistics via NHS England, May 2026

Equalities:

Bristol admission rate for injuries (15-24 years) is higher among young women (111.2 per 10,000), than young men (81.9 per 10,000) in 2024/25 (Fig 6). It is also significantly higher than the England average rate among young women at 77.0 per 10,000.

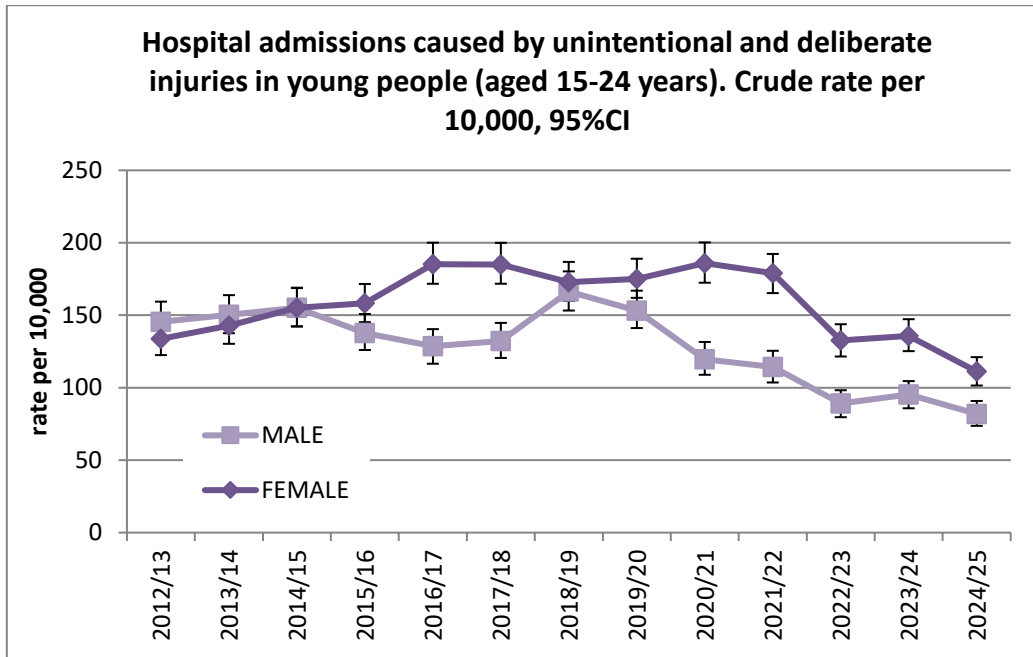


Fig. 6: Hospital admissions caused by unintentional and deliberate injuries in young people (aged 15-24) by gender. Source: Public Health Outcomes Framework indicator C11b, Office for Health Improvement and Disparities. Public health profiles. May 2026: <https://fingertips.phe.org.uk/> © Crown copyright 2026

Figure 7 shows the breakdown of injury admissions rates among young people by deprivation quintile. The rate of admissions in the most deprived quintile is higher than Bristol average and more than double the rate in the least deprived quintile.

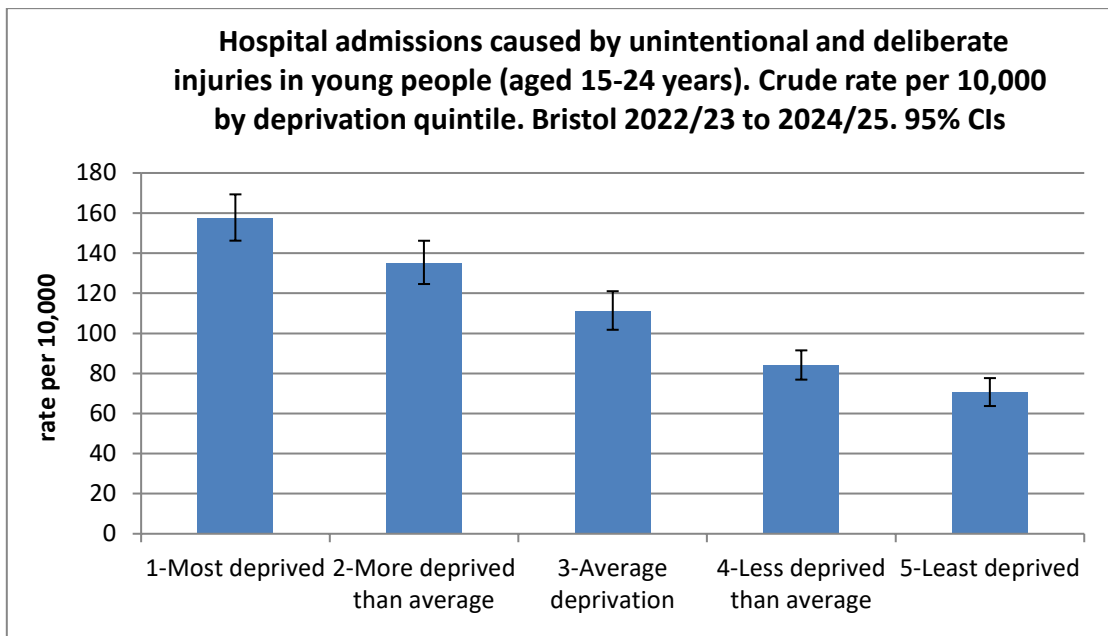


Fig. 7: Hospital admissions caused by unintentional and deliberate injuries in young people (aged 15-24) by deprivation quintile, 3 years pooled 2022/23-2024/25. Source: Hospital Episodes Statistics via NHS England, May 2026

Covid-19 impact:

There was a significant decrease in the number of hospital admissions of children and young people caused by unintentional and deliberate injuries during 2020/21 and 2021/22. The pandemic was associated with many changes in behaviour which is likely to have influenced the number of unintentional and deliberate injuries that occurred during this period. Additionally, people may have been less likely to attend A&E which will impact on the rates of hospital admission.

Further data / links / consultations:

- Public Health Outcomes Framework: <https://fingertips.phe.org.uk/profile/public-health-outcomes-framework>
- Public Health England reports for Bristol: [“Unintentional injuries in and around the home”](#) and [“Unintentional injuries on the roads”](#)
- Child Accident Prevention Trust: <https://capt.org.uk/who-we-are/>

Date updated: May 2026**Date of next update:** June 2027