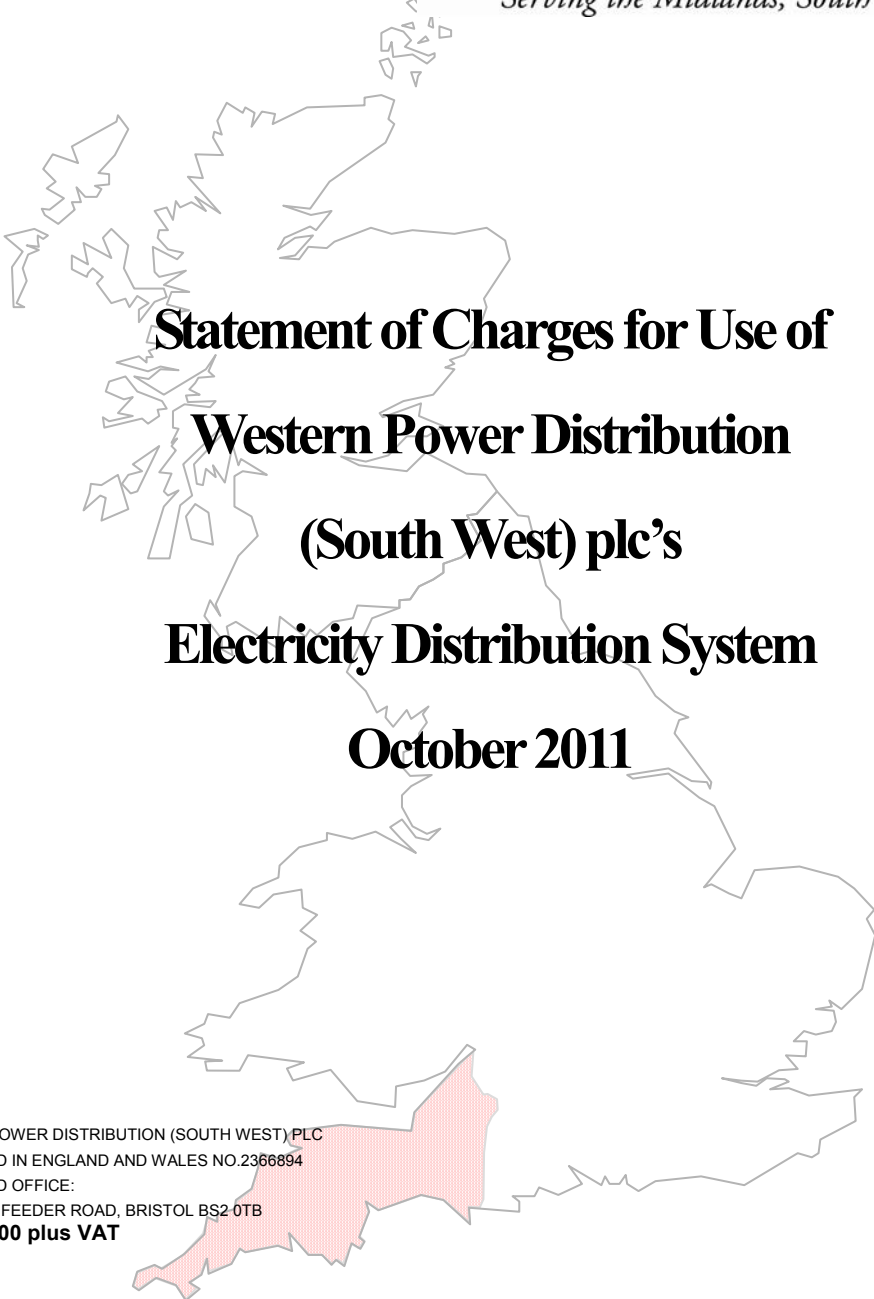



**WESTERN POWER
DISTRIBUTION**

Serving the Midlands, South West and Wales



**Statement of Charges for Use of
Western Power Distribution
(South West) plc's
Electricity Distribution System
October 2011**

WESTERN POWER DISTRIBUTION (SOUTH WEST) PLC
REGISTERED IN ENGLAND AND WALES NO.2366894
REGISTERED OFFICE:
AVONBANK, FEEDER ROAD, BRISTOL BS2 0TB
Price: £5.00 plus VAT

Contents

1. Introduction	3
2. Tariff Application and Charging Definitions	4
Billing and Payment by Settlement Class (Supercustomer)	4
Site-Specific Billing and Payment	5
Extra High Voltage supplies	6
Unmetered Supplies	6
Capacity Charges (demand only)	7
Chargeable Capacity	7
Maximum Import Capacity	7
Standby Capacity for Additional Security on Site	7
Exceeded Capacity	7
Minimum Capacity Levels	8
Import Reactive Power Charge	8
Generation Billing and Payment by Settlement Class	9
Generation Site Specific Billing and Payment	9
Generation Reactive Power Charge	9
Generation connected at EHV	10
Provision of Billing Data	10
3. Schedule of Demand Tariffs	12
Tariffs for Profile Classes 1& 2	12
Tariffs for Profile Classes 3 & 4	13
Tariffs for Profile Classes 5-8	14
Tariffs for Half-Hourly Metered LV and HV	15
Tariffs for Half-Hourly Metered EHV	16
Unmetered Non-Half Hourly and Pseudo Half-Hourly Tariffs	25
Use of System Charges Out of Area	26
Preserved/Additional LLFC Classes	26
4. Generation Tariffs	26
5. Licensed Distributor Network Operator (LDNO) tariffs	30
LDNO LV Connections to DNO Network; Low Voltage Tariffs for Profile Classes 1 to 8	30
LDNO LV Connections to DNO Network: Low Voltage Tariffs for HH Metered Customers	32
LDNO HV Connections to DNO Network: Low Voltage Tariffs for Profile Classes 1 to 8	33
LDNO HV connections to DNO network: HIGH voltage tariffs for HH Metered Customers	34
6. System Loss Adjustment Factors	36
Role of Loss Adjustment Factors in the Supply of Electricity	36
Site Specific Loss Adjustment Factors	36
7. Electricity Distribution Rebates	39
8. Accounting and Administration Services	47
9. Charges for electrical plant provided ancillary to the grant of Use of System	47
10. Glossary of Terms	47

1. Introduction

1.1. This notice has been prepared in order to discharge Western Power Distribution (South West) plc's WPD's obligation under Standard Licence Condition 14 of our Distribution Licence. It contains information on our tariffs for Demand Use of System, Generation Use of System and Embedded Networks. It also contains information on our charging principles and our Loss Adjustment Factors.

1.2. If you need to contact us regarding any aspect of this document please write or e-mail us at:

WPD Pricing
Western Power Distribution
Avonbank
Feeder Rd
Bristol
BS2 0TB
e-mail: wpdpricing@westernpower.co.uk

1.3. All enquiries regarding Connection Agreements and Changes to Maximum Capacities should be addressed to:

WPD Income and Connections
Western Power Distribution
Avonbank
Feeder Rd
Bristol
BS2 0TB
e-mail: wpdpricing@westernpower.co.uk

1.4. For all other queries please contact our general enquiries telephone numbers: 0845 6012989, lines are open 08:00 to 18:00 Monday to Friday.

2. Tariff Application and Charging Definitions

Billing and Payment by Settlement Class (Supercustomer)

2.1. The Supercustomer approach to Non-Half Hourly (NHH) Use of System billing makes use of the way that Supplier's energy settlements are calculated. Supercustomer tariffs are generally billed through two main charging components, which are fixed charges and unit charges. The charges are based on the following tariff components:

The charges are based on the following tariff components:

- A fixed charge - pence/per MPAN/day, there will only be one fixed charge applied to each metering point administration number (MPAN) in respect of which you are registered; and
 - Unit charges - pence/kilowatt-hour (kWh), based on the active import registers as provided by the metering system on site. More than one kWh charge will be applied to those tariffs that are classed as multi-rate.
- 2.2. Invoices are calculated on a periodic basis and sent to each supplier, for whom WPD is delivering supplies of electricity through its distribution system. The tariffs are applied on the basis of the LLFCs registered to the MPAN, and the units consumed within the time periods specified in this notice. These time periods may not necessarily be the same as those indicated by the TPRs associated to the settlement class. All LLFCs are assigned at the sole discretion of WPD. The charges in this document are shown exclusive of VAT. Invoices take account of previous reconciliation runs and include VAT.
- 2.3. Reconciliation is the process that ensures the cash positions of suppliers and WPD is continually corrected to reflect later and more accurate consumption figures.
- 2.4. The tables within this document relating to NHH Supercustomer billed tariffs are:
- Table 1 for Profile Classes 1 and 2;
 - Table 2 for Profile Classes 3 and 4;

- Table 3 for Profile Classes 5 to 8;
- Table 6 for Unmetered Supplies (NHH); and
- Table 7 for Preserved Tariffs/LLFCs (where applicable).
- We also enclose a web-link <http://www.westernpower.co.uk/servercode/showdocument.asp?ID=371> from which you can gain access to our Supercustomer Settlement Class combinations and their respective tariffs contained in the following Schedules:
 - Schedule 1 - Tariffs for Profile Classes 1&2 Supported;
 - Schedule 2 - Tariffs for Profile Classes 1&2 Unsupported;
 - Schedule 3 - Tariffs for Profile Classes 3&4 Supported;
 - Schedule 4 - Tariffs for Profile Classes 3&4 Unsupported;
 - Schedule 5 - Tariffs for Profile Classes 5 to 8 ;
 - Schedule 6 – Tariffs for Unmetered Supplies (Profile Class 1 and 8).

2.5. WPD does not apply a default tariff for invalid combinations. See note below relevant tables relating to default TPRs.

Site-Specific Billing and Payment

2.6. These charges apply to exit points where Half-Hourly (HH) metering is installed. Invoices for half hourly metered sites may include the following elements:-

- A fixed charge pence/MPAN/day;
- A capacity charge, pence/kVA/day, for agreed maximum import capacity;
- An excess capacity charge, if a site exceeds its maximum import capacity (MIC);
- Unit charges pence/kWh for transport of electricity over the system; and
- An excess reactive power charge.

2.7. The tables within this document that relate to site specific tariffs are:

- Table 4 for HH metered High Voltage (HV) and Low Voltage (LV);

- Table 5 for HH metered Extra High Voltage (EHV);
- Table 6 for Unmetered Supplies (NHH); and
- Table 7 for Preserved Tariffs/LLFCs (where applicable).

Extra High Voltage (EHV) supplies

2.8. Designated EHV Properties are allocated Site Specific DUoS tariffs. These properties are defined in paragraph 11 of Standard Condition 50A (Development and Implementation of an EHV Distribution Charging Methodology) of the Electricity Distribution Licence as any of the following:

- 2.8.1. Distribution Systems connected to assets on the licensee's Distribution System at a voltage level of 22 kilovolts or more;
- 2.8.2. premises connected to assets on the licensee's Distribution System at a voltage level of 22 kilovolts or more; and
- 2.8.3. premises which do not fall within sub-paragraph (2.8.2) but which at 1 April 2010 were excluded from the Common Distribution Charging Methodology by virtue of paragraph 10 of standard condition 50 (Development and implementation of Common Distribution Charging Methodology).

Unmetered Supplies

2.9. These charges are available to supplies which WPD deems to be suitable as Unmetered Supplies. In line with The Electricity (Unmetered Supply) Regulations we may only consider providing an unmetered supply where:

- 2.9.1. there is a known, predictable load which is either continuous or controlled in a manner approved by WPD, and
- 2.9.2. the load is less than 500W or it is financially or technically impractical to install meters or carry out meter reading.

2.10. Supplies where consumption is dependent on some factor, temperature for example, or where the load could be easily increased without the knowledge of WPD will not normally be allowed to be connected without a meter.

2.11. The privilege of being connected without a meter is conditional on the customer providing and maintaining an accurate, detailed and auditable inventory.

Capacity Charges (demand only)

Chargeable Capacity

- 2.12. The standard charge will be a site's Maximum Import Capacity (MIC) multiplied by a pence kVA per day rate.
- 2.13. The chargeable capacity is, for each billing period, the highest of the MIC or the actual capacity, with the same charge rate applying throughout the relevant charging year.

Maximum Import Capacity

- 2.14. The MIC will be charged in pence/kVA/day on a site basis.
- 2.15. The level of MIC will be agreed at the time of connection and when an increase has been approved. Following such an agreement (be it at the time of connection or an increase) no reduction in MIC will be allowed for a period of one year.
- 2.16. Reductions to the MIC may only be permitted once in a 12 month period and no retrospective changes will be allowed. Where MIC is reduced the new lower level will be agreed with reference to the level of the customers' maximum demand. It should be noted that where a new lower level is agreed the original capacity may not be available in the future without the need for network reinforcement and associated cost.
- 2.17. For embedded connections, if capacity ramping has been agreed with WPD, in accordance with our charging methodology, the phasing profile will apply instead of the above rules. Where a phasing of capacity is agreed this will be captured in the bilateral connection agreement with WPD.

Standby Capacity for Additional Security on Site

- 2.18. Where standby capacity charges are applied, the charge will be set at the same rate as that applied to normal MIC.

Exceeded Capacity

- 2.19. Where a customer takes additional capacity over and above the MIC without authorisation, the excess will be classed as exceeded capacity. The exceeded

portion of the capacity will be charged at the same p/kVA/day rate, based on the difference between the MIC and the actual capacity. This will be charged for the duration of the month in which the breach occurs.

Minimum Capacity Levels

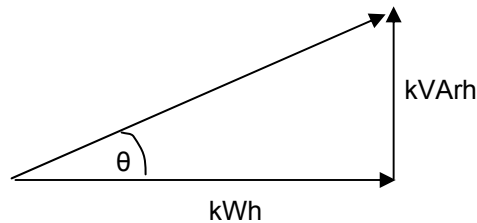
2.20. There is no minimum capacity threshold.

Import Reactive Power Charge

2.21. The excess reactive power charge applies when a site's reactive power (measured in kVArh) exceeds 33% of total active power (measured in kWh) in any half-hourly period. This threshold is equivalent to an average power factor of 0.95 during the period. Any reactive units in excess of the 33% threshold are charged at the rate appropriate to the particular tariff.

2.22. Power Factor is calculated as follows:

$\text{Cos } \theta = \text{Power Factor}$



2.23. The chargeable reactive power is calculated as follows:

$$\text{Chargeable kVArh} = \max \left(\max(\text{RI}, \text{RE}) - \left(\sqrt{\left(\frac{1}{0.95^2} - 1 \right)} \times \text{AI} \right), 0 \right)$$

Where:

AI = Active Import in kWh

RI = Reactive Import in kVArh

RE = Reactive Export in kVArh

2.24. This calculation is completed for every half hour and the values summated over the billing period.

2.25. Only kVArh Import and KVArh Export values occurring at times of kWh Import are used.

2.26. The square root calculation will be to two decimal places.

Generation Billing and Payment by Settlement Class

2.27. Use of System charges for NHH Low Voltage (LV and LVS) generation tariffs will be billed via Supercustomer.

2.28. The structure of NHH generation charges will be as follows:

- A fixed charge pence/MPAN/day; and
- Unit charges pence/kWh for transport of electricity over the system

2.29. Details of our charges for NHH Generation can be found in Table 8a.

Generation Site Specific Billing and Payment

2.30. Use of System charges for HH Low Voltage (LV) and High Voltage (HV) generation tariffs will be billed via the HH billing systems.

2.31. The structure of HH generation charges will be as follows:

- A fixed charge pence/MPAN/day;
- Export capacity charge pence/KVA/day
- Unit charges pence/kWh for transport of electricity over the system; and
- An excess reactive power charge.

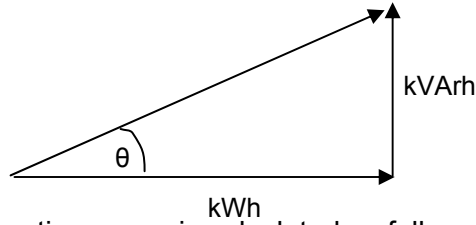
2.32. Details of our charges for HH Generation can be found in Table 8b.

Generation Reactive Power Charge

2.33. The excess reactive power charge applies when a site's reactive power (measured in kVAh) exceeds 33% of total active power (measured in kWh) in any half-hourly period. This threshold is equivalent to an average power factor of 0.95 during the period. Any reactive units in excess of the 33% threshold are charged for at the rate appropriate to the particular tariff.

2.34. Power Factor is calculated as follows:

$\cos \theta = \text{Power Factor}$



2.35. The chargeable reactive power is calculated as follows:

$$\text{Chargeable kVArh} = \max \left(\max(\text{RI}, \text{RE}) - \left(\sqrt{\left(\frac{1}{0.95^2} - 1 \right)} \times \text{AE} \right), 0 \right)$$

Where:

AE = Active Export in kWh

RI = Reactive Import in kVArh

RE = Reactive Export in kVArh

2.36. This calculation is completed for every half hour and the values summated over the billing period.

2.37. Only kVArh Import and kVArh Export values occurring at times of kWh Export are used.

2.38. The square root calculation will be to two decimal places.

Generation connected at EHV

2.39. Charges for EHV connected generation will be site specific.

Provision of Billing Data

2.40. Where half hourly metering data is required for Use of System charging and this is not provided through settlements processes, such metering data shall be provided by, the user of the system to WPD in respect of each calendar month within 5 working days of the end of that calendar month. The metering data shall identify the amount consumed in each half hour of each day in the charging period and shall separately identify active and reactive import and export. Metering Data provided to the company shall be consistent with that received through the metering equipment installed. Metering data shall be

provided in an electronic format specified by WPD from time to time and in the absence of such specification, metering data shall be provided in a comma separated text file in the format of D0036/D0275 MRA data flow (as agreed with the DNO). The data shall be e-mailed to wpdduos@westernpower.co.uk.

- 2.41. WPD requires reactive consumption or production to be provided for all measurement Class C and D (mandatory half hourly metered) sites. WPD reserves the right to levy a charge on suppliers who fail to provide such reactive data after a reasonable period of notice. In order to estimate missing reactive data, a power factor of 0.9 lag will be applied to the active consumption in any half hour.

Licensed Distributor Network Operator (LDNO) tariffs

- 2.42. LDNO tariffs have been calculated for use by LDNOs **only** to reflect the displacement of the upstream DNO distribution costs and are not available for DNO to DNO inter-connectors, connections to other offshore transmission networks or other similar connections. Use of system charges for inter-connectors, offshore transmission connections or other similar connections will be based on the appropriate standard tariffs.

3. Schedule of Demand Tariffs

Tariffs for Profile Classes 1& 2

- 3.1. Suppliers who wish to supply electricity to customers with non-half hourly metered Measurement Class A MPANs on Profile Classes 1 or 2 may adopt one of the charge structures set out in the table below.
- 3.2. Valid combinations for these Line Loss Factor Classes (LLFCs) are detailed in Market Domain Data (MDD).

Table 1 – NHH Tariffs for Profile Classes 1 & 2					
Description	LLFC	Profile Class	Fixed charge (p/MPAN/day)	Day or Unrestricted unit charge (p/kWh)	Night unit charge (p/kWh)
Domestic Unrestricted	10	1	3.62	2.692	
Domestic Unrestricted	20	1	3.62	2.692	
Domestic Two Rate	30	2	3.62	3.346	0.209
Domestic Two Rate	40	2	3.62	3.346	0.209
Notes:	Unit time periods are as specified in the SSC.				
	The Domestic and Non-Domestic off-peak (related MPAN) tariffs are supplementary to a standard published tariff and therefore only available under these conditions.				
	<p>These LLFs are applicable only to premises used exclusively as single private dwellings supplied from the LV network with a maximum capacity of less than 20kVA.</p> <p>For multi-rate tariffs and other off-peak tariffs, night is defined as any seven hours determined and agreed by WPD (South West) plc between 21.00 and 09.00 hours GMT. Currently agreed regimes (Standard Settlement Configurations) are listed in Schedule 1 and DUoS charges for these are based on Total kWh by Settlement Class. If other regimes are installed in a premise, WPD (South West) plc will charge DUoS based on a default regime of 00.00-07.00 GMT (TPR 00206) and these SSCs are listed in Schedule 2.</p>				

Tariffs for Profile Classes 3 & 4

3.3. Suppliers who wish to supply electricity to customers with non-half hourly metered Measurement Class A MPANs on Profile Classes 3 or 4 may, adopt one of the charge structures set out in the table below.

3.4. Valid combinations for these tariffs are detailed in MDD.

Table 2 – NHH Tariffs for Profile Classes 3 & 4					
Description	LLFC	Profile Class	Fixed charge (p/MPAN/day)	Day or Unrestricted unit charge (p/kWh)	Night unit charge (p/kWh)
Small Non-Domestic Unrestricted	110	3	5.50	2.402	
Small Non-Domestic Two Rate	210	4	5.50	2.533	0.209
Notes:	Unit time periods are as specified in the SSC.				
	The Domestic and Non-Domestic off-peak (related MPAN) tariffs are supplementary to a standard published tariff and therefore only available under these conditions.				
	<p>These LLFs generally only available to premises supplied from the LV network with a maximum capacity of less than 45kVA and power factor greater than 0.90.</p> <p>For multi-rate tariffs and other off-peak tariffs, night is defined as any seven hours determined and agreed by WPD (South West) plc between 21.00 and 09.00 hours GMT. Currently agreed regimes (Standard Settlement Configurations) are listed in Schedule 3 and DUoS charges for these are based on Total kWh by Settlement Class. If other regimes are installed in a premise, WPD (South West) plc will charge DUoS based on a default regime of 00.00-07.00 GMT (TPR 00206) and these SSCs are listed in Schedule 4.</p>				

Tariffs for Profile Classes 5-8

3.5. Suppliers who wish to supply electricity to customers with non-half hourly Measurement Class A MPANs on Profile Classes 5 to 8 may, adopt one of the charge structures set out in the table below.

3.6. Valid combinations for these tariffs are detailed in MDD.

Table 3 – NHH Tariffs for Profile Classes 5 to 8					
Description	LLFC	Profile Class	Fixed charge (p/MPAN/day)	Day or Unrestricted unit charge (p/kWh)	Night unit charge (p/kWh)
LV Medium Non-Domestic Supplies	570	5 to 8	29.28	2.224	0.200
LV Sub Medium Non-Domestic Supplies	540	5 to 8	20.45	2.101	0.176
HV Medium Non-Domestic Supplies	510	5 to 8	90.58	2.085	0.101
Notes:	Unit time periods are as specified in the SSC.				
	<p>LV Sub applies to customers connected to the licensee's distribution system at a voltage of less than 1 kV at a substation with a primary voltage (the highest operating voltage present at the substation) of at least 1 kV and less than 22 kV, where the current transformer used for the customer's settlement metering is located at the substation.</p> <p>LV substation tariffs will be applied for new customers from 1 April 2010. Where a customer is already registered on an LV substation tariff they will remain so.</p>				
	<p>HV Medium Non-Domestic - This tariff will be closed to new customers and all new HV connections will be required to be half-hourly metered</p>				
	<p>"Night Units" means units supplied during a seven-hour period normally starting at 23.30 hours clock time. If other regimes are installed in premises, unless otherwise agreed, WPD (South West) plc will operate a default regime of 23.30-06.30 clock time (TPR 00221) for DUoS charging purposes using the half-hourly kWh by Settlement Class.</p> <p>These prices are generally only available to sites with a demand of less than 100kW.</p>				

Tariffs for Half-Hourly Metered LV and HV

3.7. Suppliers who wish to supply electricity to customers whose supplies are half hourly metered (M Class C or E) may, adopt one of the charge structures dependent upon the voltage at which the customer is connected to the system. The charge for the Use of System will be the sum of the charges set out in the table below.

Table 4 – Tariffs for HH metered LV & HV																				
Description	LLFC	Fixed charge (p/MPAN/day)	Capacity charge (p/kVA/day)	Excess capacity charge (p/kVA/day)	Red unit charge (p/kWh)	Amber unit charge (p/kWh)	Green unit charge (p/kWh)	Excess reactive power charge (p/KVArh)												
Low Voltage HH Metered	570	7.57	2.11	2.11	21.390	0.205	0.138	0.353												
Low Voltage Sub HH Metered	540	5.55	2.28	2.28	19.439	0.115	0.097	0.297												
High Voltage HH Metered	510	64.88	1.70	1.70	16.349	0.040	0.058	0.238												
High Voltage Sub HH Metered	522	64.88	1.17	1.17	13.830	0.014	0.041	0.187												
Notes:	Fixed charges are generally levied on a pence per MPAN basis. Where two or more half-hourly import MPANs are located at the same point of connection, with the same LLFC, and registered to the same supplier, only one daily fixed charge will be applied. Fixed charges are generally levied on a pence per MPAN basis.																			
	LV Sub applies to customers connected to the licensee's distribution system at a voltage of less than 1 kV at a substation with a primary voltage (the highest operating voltage present at the substation) of at least 1 kV and less than 22 kV, where the current transformer used for the customer's settlement metering is located at the substation.																			
	HV Sub applies to customers connected to the licensee's distribution system at a voltage of at least 1 kV and less than 22 kV at a substation with a primary voltage (the highest operating voltage present at the substation) of at least 22 kV and less than 66 kV, where the current transformer used for the customer's settlement metering or for metering used in the calculation of the customer's use of system charges or credits is located at the substation.																			
	LV and HV substation tariffs will be applied for new customers from 1 April 2010. Where a customer is already registered on either an LV or HV substation tariff they will remain so.																			
	Time Periods (all times are UK clock time): <table border="1" style="margin-left: 40px;"> <thead> <tr> <th></th> <th>Monday to Friday</th> <th>Weekends</th> </tr> </thead> <tbody> <tr> <td>unit rate 1: red</td> <td>17:00 to 19:00</td> <td></td> </tr> <tr> <td>unit rate 2: amber</td> <td>07:30 to 17:00 19:00 to 21:30</td> <td>16:30 to 19:30</td> </tr> <tr> <td>unit rate 3: green</td> <td>00:00 to 07:30 21:30 to 24:00</td> <td>00:00 to 16:30 19:30 to 24:00</td> </tr> </tbody> </table>									Monday to Friday	Weekends	unit rate 1: red	17:00 to 19:00		unit rate 2: amber	07:30 to 17:00 19:00 to 21:30	16:30 to 19:30	unit rate 3: green	00:00 to 07:30 21:30 to 24:00	00:00 to 16:30 19:30 to 24:00
	Monday to Friday	Weekends																		
unit rate 1: red	17:00 to 19:00																			
unit rate 2: amber	07:30 to 17:00 19:00 to 21:30	16:30 to 19:30																		
unit rate 3: green	00:00 to 07:30 21:30 to 24:00	00:00 to 16:30 19:30 to 24:00																		

Tariffs for Half-Hourly Metered EHV

3.8. The following charges are calculated using WPD's Wales and South West EHV charging methodology and are applied on a site specific basis.

Customer	DUoS charges (1/04/2011):		Associated Export MPAN (see table 4.3)	LLF	MPAN
	Daily Charge (£/Day)	Availability Charge p/kVA/day			
BAE	178.80	1.965	No	720	2200030348986 2200032178340 2200032178368 2200032178377 2200041226558 2200041226567
Bristol Energy	241.14	1.286	Yes	750	2200032138124
Babcock Marine	541.69	3.358	No	660	2200030348790 2200030349242
Imerys	149.89	1.690	No	710	2200032010850 2200032010860 2200032010879 2200030348382 2200030348666 2200030348452
RR TT	79.05	0.048	No	640	2200040237104 2200030348639
SWW Tamar	37.15	0.293	No	692	2200030349084 2200032161977
SWW Roadford	22.05	0.773	Yes	694	2200030349075 2200032161930
ROF Puriton	15.43	0.213	No	650	2200030346906 2200030346998
Caberboard	153.61	3.578	Yes	690	2200030348620
St Regis, Watchet	10.46	3.116	No	695	2200030348319 2200030348328
Tarmac, Stancombe Quarry	32.01	0.726	No	696	2200030347928
Langage	6.22	0.008	No	759	2200041527904

Period 1: clock time	1600 -1900 Mon - Fri Nov - Feb
Period 2: clock time	0630 - 1600 Mon - Fri Nov - Feb
Period 3: clock time	23.30 – 06.30
Period 4: clock time	Other

Accompanying Notes for Extra High Voltage Site Specific Tariffs

The following table shows the nodal prices used to calculate the current charges. Some nodes have both summer and winter prices, others only have a winter or a summer price. The latter happens when all the branches associated with the node will require reinforcement as a result of the loading conditions in only one season.

To calculate the charge for a demand site take the winter price shown below and multiply by its winter charging demand at peak (as defined in the April 2011 Charging Methodology statement) plus the negative of the summer price shown below multiplied by its summer charging demand (as defined in the April 2011 Charging Methodology statement).

For a generation site the charge is derived by taking the negative of the winter price shown below multiplied by its winter P2/6 contribution plus the summer price multiplied by its agreed export capacity.

For demand sites, when calculating the final price £21.37 per kVA of winter chargeable load is added.

Where sole use assets are employed an additional charge will be applied to reflect the annuitised cost of future replacement of the assets. The annuity rate is 1.35%. A further element will cover the allocation of business rates.

Please note that these prices are applicable for connection during the April 2011 to March 2012 period only. A new connection will result in changes to current network utilisations which will be the basis of future prices, i.e. the charge determined for 2011/12 will not necessarily be the charge in subsequent years because of the interaction between new and existing network connections.

Nodal Prices

		Seasonal Marginal Charge (£/MVA)	
Load Bus Code	Load Bus Name	winter price	summer price
AARO3	AARONSONS 33kV	£11,929.83	£22.75
ABW5	ABBEYWOOD 11kV	£1,548.55	£2.69
ADER5	ADELAIDE ROAD 11kV	£18,821.52	£9.21
ALCO5	ALCOMBE 11kV	£3,780.61	£58.67
ALER5	ALEXANDRA ROAD 11kV	£8,276.87	£8.79
ALMR5	ALMA ROAD 11kV	£10,828.42	£9.19
ALMO5	ALMONDSBURY 11kV	£2,268.28	£5.81
ARMA5	ARMADA STREET 11kV	£17,207.37	£9.20
ASHB5	ASHBURTON 11kV	£20,233.30	£12.97
ASHL5	ASHLANDS 11kV BAR	£8,693.98	-£8.19
ASHW5	ASHWATER 11kV	£6,480.89	£22.43
ASTZ5	ASTRA ZENECA 11kV	£78.31	£5.07
ATHL5	ATHELSTAN ROAD 11kV	£44,876.15	-£68.82
AVOH5K	AVONMOUTH 11kV 'K' BAR	£9,508.81	-£7.14
AVMO7J	AVONMOUTH DOCKS 6.6kV 'J' BAR	£7,324.17	-£7.31
AVMO7K	AVONMOUTH DOCKS 6.6kV 'K' BAR	£7,311.71	-£7.31
AXBR5	AXBRIDGE 11kV	£38,274.62	-£4.82
AXMN5	AXMINSTER 11kV	£2,161.82	£4.45
BARQ5	BARNSTAPLE QUAY 11kV	£12,155.67	£22.22
BART5	BARTON 11kV	£30,731.99	£13.25
BATR5J	BATH ROAD 11kV 'J' BAR	-£5,058.88	-£20.80
BATR5K	BATH ROAD 11kV 'K' BAR	-£3,619.95	-£20.98
BAEA5	BATHEASTON 11kV	£41,125.58	£0.00
BEAM5	BEAMINSTER 11kV	£1,539.82	£4.43
BEDM5	BEDMINSTER 11kV	£7,685.28	£0.02
BIDE5	BIDEFORD 11kV	£19,258.30	£22.24
BISH5	BISHOPSWORTH 11kV	£16,095.70	£0.02
BLAK5	BLACKAWTON 11kV	£25,006.32	£12.06
BLAC5	BLACKPOOL 11kV	£2,179.81	£22.10
BLAG5	BLAGDON 11kV	£50,616.38	-£4.64
BODM5	BODMIN 11kV	£4,997.47	£24.90
BOUR5	BOURNVILLE 11kV	£14,044.80	-£12.82
BOVT5	BOVEY TRACEY 11kV	£27,126.83	£9.48
BOWA5	BOWER ASHTON 11kV	£15,694.72	£0.02
BOWX5J	BOWHAYS CROSS 11kV 'J' BAR	-£814.88	£58.87
BRAL5J	BRADLEY LANE 11kV	£42,735.70	£13.30
BRAD5	BRADLEY STOKE 11kV	£2,045.11	£0.00
BRAF5	BRATTON FLEMMING 11kV	£10,239.98	£22.63
BRAU5	BRAUNTON 11kV	£12,716.47	£22.24
BRIM5	BRIDGE MILLS 11kV	£14,639.09	-£67.07

BRIL5J	BRIDGWATER LOCAL 11kV 'J' BAR	£323.12	-£21.34
BRIL5K	BRIDGWATER LOCAL 11kV 'K' BAR	-£2,378.24	-£21.14
BRID5	BRIDPORT 11kV	£6,959.23	£4.50
BAIR5	BRISTOL AIRPORT 11kV	£30,540.57	-£4.88
BHAL5	BRITISH GAS HALLEN 11kV	£9,311.22	-£6.24
BRDW5	BROADWEIR 11kV	£7,626.79	-£0.02
BUCK5	BUCKFASTLEIGH 11kV	£29,645.55	£12.93
BUCS5	BUCKWELL STREET 11kV	£12,111.98	£9.16
BUDS5	BUDLEIGH SALTERTON 11kV	£7,867.86	-£64.48
BUGL5J	BUGLE 11kV 'J' BAR	£2,340.11	£22.05
BUGL5K	BUGLE 11kV 'K' BAR	£2,155.99	£22.04
BURL5	BURLESCOMBE 11kV	£9,322.38	-£67.04
BURN5	BURNHAM 11kV	£1,433.25	-£20.53
CAIR5	CAIRNS ROAD 11kV	£9,641.94	-£7.17
CALL5	CALLINGTON 11kV	£9,153.88	£21.92
CALY5	CALLYWITH 11kV	£5,437.60	£24.94
CAMH5	CAMBORNE HOLMANS 11kV	£52,626.14	£25.12
CAMT5	CAMBORNE TRESWITHIAN 11kV	£58,426.32	£25.15
CARN5	CARN BREA 11kV	£51,421.90	£15.69
DOCC3	CENTRAL INTAKE 33kV	£10,513.47	£9.23
CHAR5	CHARD 11kV	£6,712.01	-£4.62
CHED5	CHEDDAR 11kV	£45,481.11	-£4.55
CHES5	CHEW STOKE 11kV	£38,381.28	-£4.72
CHEM5	CHEWTON MENDIP 11kV	£17,737.80	-£6.22
CHIC1	CHICKERELL 132kV	£1.07	£1.24
CHIS5	CHIPPING SODBURY 11kV		
CHIS3	CHIPPING SODBURY 33kV		
CHUK5	CHUDLEIGH KNIGHTON 11kV	£25,894.71	-£2.63
CHUG5	CHURCHILL GATE 11kV	£26,637.76	-£4.84
CHUS5	CHURSTON 11kV	£20,349.27	£11.93
CLEV5	CLEVEDON 11kV	£15,033.17	-£6.24
CLIF5	CLIFTON 11kV	£10,830.37	-£3.70
CLOV5	CLOVELLY 11kV	£11,987.10	£22.49
CLYH5	CLYST HONITON 11kV	£7,332.01	-£64.72
COKE5	COKER 11kV	£1,523.02	£4.46
COLE5	COLLEY END 11kV	£34,463.98	£11.92
COLL5	COLLEY LANE 11kV	-£4,877.48	-£20.47
COLY5	COLYFORD 11kV	£2,584.39	£4.44
COMP7	COMBE PARK 6.6kV	£42,349.91	£0.00
COMM5	COMPTON MARTIN 11kV	£39,154.06	-£4.59
CONG5	CONGRESBURY 11kV	£28,491.83	-£4.69
CONS5	CONSTANTINE 11kV	£12,091.70	-£59.05
CORH5J	CORE HILL 11kV 'J'	£14,744.40	-£67.02
CORH5K	CORE HILL 11kV 'K'	£14,744.32	-£67.02
COTH5	COTHAM 11kV	£4,089.69	-£2.47
COUW5	COUNTESS WEAR 11kV	£3,069.85	-£64.59
COWR5	COWLEY ROAD 11kV	£48,875.34	-£69.46
CRED5	CREDITON 11kV	£49,975.21	-£69.51
CREE5	CREECH ST MICHAEL 11kV	£1,108.04	-£21.32
CREW5	CREWKERNE 11kV	£7,371.50	£4.48

CRIB5	CRIBBS CAUSEWAY 11kV	£1,926.38	£0.00
CULL5	CULLOMPTON 11kV	£11,352.50	-£67.08
CULM5	CULMHEAD 11kV	£8,375.58	£58.49
CURM5	CURRY MALLET 11kV	-£2,725.65	£2,431.94
DACR5	DAIRY CREST 11kV	£13,525.86	£14.82
DART5	DARTMOUTH 11kV	£24,970.95	£11.98
DAVI5	DAVIDSTOW 11kV	£18,828.27	£14.82
DAWL5	DAWLISH 11kV	£21,638.22	-£2.66
DELA5	DELABOLE 11kV	£13,151.57	£14.83
DEVO5	DEVORAN 11kV	£3,290.78	£14.50
DIND5	DINDER 11kV	£18,778.88	-£6.24
DORS7J	DORCHESTER STREET 6.6kV 'J'	£48,048.70	£0.00
DORS7K	DORCHESTER STREET 6.6kV 'K'	£42,947.79	£0.00
DOWF5	DOWLISH FORD 11kV	£3,170.10	-£21.09
DRSW5	DRINNICK 11kV 'J' BAR	£3,264.96	£22.09
DREC5	DRINNICK 11kV 'K' BAR	£3,294.26	£22.10
DUNK5	DUNKESWELL 11kV	£9,670.11	-£68.06
EASB5	EAST BRENT 11kV	£13,482.67	-£12.88
EBUD5	EAST BUDLEIGH 11kV	£1,581.88	-£63.90
ECHI5	EAST CHINNOCK 11kV	£5,127.47	£4.48
ECUR5	EAST CURRY 11kV	£14,835.40	£23.92
EASG5	EASTON IN GORDANO 11kV	£9,919.89	-£6.22
EAST5	EASTVILLE 11kV	£7,201.96	-£2.47
EDGA5	EDGARLEY 11kV	£3,329.67	-£22.55
EGGB5	EGGBUCKLAND 11kV	£21,768.90	£9.21
ELIT5	ELIM TERRACE 11kV	£17,124.91	£9.25
EMGR5	EMERSONS GREEN 11kV	£12,412.32	-£0.52
ENTH7	ENTRY HILL 6.6kV	£42,877.71	£0.00
BRSH5	ERNESETTLE B&S 11kV	£546.90	£8.80
EVER5	EVERCREECH 11kV	£21,193.02	-£6.24
EXEB5	EXEBRIDGE 11kV	£1,804.02	£59.51
EXMI5	EXMINSTER 11kV	£47,779.24	-£69.61
EXMW5	EXMOUTH WORKS 11kV	£5,505.70	-£64.49
BICK5	FALMOUTH BICKLAND HILL 11kV	£12,939.68	£25.22
FALD5	FALMOUTH DOCKS 11kV	£9,582.04	£25.37
FEED5	FEEDER ROAD 'A' 11kV	£9,850.94	-£0.02
FEEB5	FEEDER ROAD 'B' 11kV	£8,591.30	-£0.02
FILT5J	FILTON DC 11kV 'J' BAR	£9,628.48	-£4.62
FILT5K	FILTON DC 11kV 'K' BAR	£8,195.25	-£4.58
FOLB5	FOLLY BRIDGE 11kV	£58,103.98	-£69.67
FOWE5	FOWEY 11kV	£3,755.18	£22.21
FOXH5	FOXHILLS 11kV	£26,754.89	-£6.21
FRAD5	FRADDON 11kV	£2,597.08	£12.68
FREM5	FREMLINGTON 11kV	£6,775.78	£22.15
GASL5	GAS LANE 11kV	£10,036.84	-£6.22
GEEV5	GEEVOR 11kV	£58,309.21	£55.15
GEOR5	GEORGEHAM 11kV	£20,322.53	£22.30
TORR5K	GREAT TORRINGTON 11kV 'K' BAR	£10,366.00	£22.66
GUNN5	GUNNISLAKE 11kV	£9,673.12	£22.03
HATH5	HATHERLEIGH 11kV	£24,313.69	£22.51

HAVE5	HAVEN ROAD 11kV	£40,508.22	-£76.50
HYLL5	HAYLE LOCAL 11kV	£51,283.65	£25.14
HEAB5	HEAVITREE 11kV	£4,746.18	-£64.96
HEDX5	HEDDON CROSS 11kV	£32,507.86	£22.68
HEL5	HELSTON 11kV	£8,474.58	£111.89
HEMY5	HEMYOCK 11kV	£10,077.44	-£67.92
HEWL5	HEWLETT PACKARD 11kV	£2,191.07	-£0.51
HIGL5	HIGH LITTLETON 11kV	£14,806.35	-£6.22
TEIH5	HIGHER WOODWAY 11kV	£21,054.52	-£2.61
HOLF5	HOLFORD 11kV	-£776.90	£59.14
HOLL5	HOLLICOMBE 11kV	£22,149.66	£11.93
HOLS5	HOLSWORTHY 11kV	£14,621.75	£22.43
HONI5	HONITON HEATHFIELD 11kV	£16,626.16	-£68.06
ILFR5	ILFRACOMBE 11kV	£29,570.49	£22.38
ISLE5	ISLES OF SCILLY 11kV	£57,342.65	£1,784.37
IVYB5	IVYBRIDGE 11kV	£30,092.44	£10.02
KEYE5	KEYNSHAM EAST 11kV	£16,480.93	-£6.22
KEYW5	KEYNSHAM WEST 11kV	£7,567.70	£0.02
KINB5	KINGSBRIDGE 11kV	£20,604.20	£13.02
IMPS5	KINGSWESTON 11kV	£7,094.74	-£7.31
LANE5	LANEAST 11kV	£25,329.12	£14.64
LANG5	LANGAGE 11kV	£28,280.02	£10.04
LNGE3	Langage Energy Centre 33kV	£25,714.36	£10.14
LANN5	LANNER 11kV	£6,353.41	£25.15
LANR5	LANREATH 11kV	-£1,454.96	£21.83
LAPF5	LAPFORD 11kV	£53,611.78	-£70.15
LAUN5J	LAUNCESTON 11kV 'J' Bar	£14,366.59	£22.48
LAUN5K	LAUNCESTON 11kV 'K' Bar		
LAWB5	LAWES BRIDGE 11kV	£38,914.70	£13.26
LAYW5	LAYWELL BRIXHAM 11kV	£36,506.63	£11.94
LIFT5	LIFTON 11kV	£19,088.14	£22.15
LINL5	LINKETTY LANE 11kV	£29,876.29	£10.00
LISK5	LISKEARD 11kV	£287.73	£12.38
LOCK5	LOCKLEAZE 11kV	£3,180.79	-£0.49
LONG5	LONGBRIDGE 11kV	£13,082.82	£9.18
LOOE5	LOOE 11kV	£1,133.09	£12.45
LOST5	LOSTWITHIEL 11kV	£2,945.25	£22.22
LUCB5	LUCKWELL BRIDGE 11kV	-£1,084.10	£59.30
LYDS5	LYDEARD St LAWRENCE 11kV	-£2,232.34	£58.66
LYNT5	LYNTON 11kV	£5,354.22	£22.74
LYPF5	LYPSTONE FARM 11kV	£17,410.54	-£12.75
MANG5	MANGOTSFIELD 11kV	£14,533.69	-£0.49
MARA5	MARAZION 11kV	£55,652.76	£32.63
MARL5	MARLDON 11kV	£18,005.38	£12.98
MARB5	MARSH BARTON 11kV	£45,315.29	-£68.81
MARG5J	MARSH GREEN 11kV 'J' BAR	£14,301.80	-£68.05
MARG5K	MARSH GREEN 11kV 'K' BAR	£36,839.53	-£64.50
MART5J	MARTOCK 11kV 'J' BAR	£10,332.05	-£15.75
MART5K	MARTOCK 11kV 'K' BAR	£9,235.64	£4.48
MERR5	MERRIVALE 11kV	£7,635.08	£8.79

MEVA5	MEVAGISSEY 11kV	£2,144.58	£22.13
MIDB5	MIDDLE BARLINGTON 11kV	£11,674.32	£22.83
MIDN5	MIDSOMER NORTON 11kV	£16,400.80	-£6.16
MILL5	MILLFIELD 11kV	£6,267.88	-£18.83
MODB5	MODBURY 11kV	£31,056.33	£10.07
MONT5	MONTACUTE 11kV	£3,212.85	£4.47
MORH5	MORETONHAMPSTEAD 11kV	£5,967.27	£22.77
MORW5	MORWENSTOW 11kV	£11,106.26	£22.50
MOUS5	MOUSEHOLE 11kV	£58,767.21	£58.25
MULL5	MULLION 11kV	£24,612.64	£1,278.69
NASE5	NAILSEA 11kV	£35,148.01	-£4.62
NETS5	NETHER STOWEY 11kV	-£4,398.68	£53.15
NEWB5	NEWBURY 11kV	£25,368.61	-£6.24
NEWL5	NEWLYN 11kV	£66,167.43	£50.07
NEWS5	NEWPORT STREET 11kV	£11,618.41	£9.19
NETK5	NEWQUAY TRENCREEK 11kV	£6,295.02	£25.14
NETR5	NEWQUAY TREVEMPER 11kV	£3,165.33	£25.14
NEAB5	NEWTON ABBOT 11kV	£21,526.04	-£2.59
NEWF5	NEWTON FERRERS 11kV	£27,549.71	£10.08
NEWP5	NEWTON POPPLEFORD 11kV	-£1,327.12	-£66.66
NECY5	NEWTON St CYRES 11kV	£47,281.88	-£69.52
DOCN3	NORTH INTAKE 33kV	£773.01	£8.84
NORS5	NORTH STREET LANGPORT 11kV	£1,878.54	£54.91
NTAW5	NORTH TAWTON 11kV	£269.41	£22.54
NORT5	NORTHAM 11kV	£4,617.68	£22.09
OFFW5	OFFWELL 11kV	£14,221.05	-£67.66
OKEH5	OKEHAMPTON 11kV	£10,036.83	£22.69
OLDL5	OLD LAIRA ROAD 11kV	£16,101.86	£9.21
OLDF7	OLDFIELD PARK 6.6kV	£45,085.53	£0.00
OTTS5	OTTERY St MARY 11kV	£12,800.58	-£66.82
PADS5	PADSTOW 11kV	£10,815.03	-£1,008.54
PAIG5	PAIGNTON 11kV	£18,962.95	£11.90
PARH5	PAR HARBOUR 11kV	£2,558.95	£22.09
PARL5	PARK LANE 11kV	£26,377.08	£22.23
PARS7	PARK STREET 6.6kV	£44,237.48	£0.00
PAUL5	PAULTON 11kV	£14,924.22	-£6.22
PEAS5	PEASDOWN 11kV	£18,361.77	-£6.19
PENX5	PENN CROSS 11kV	£12,130.37	£4.44
PENR5	PENRYN 11kV	£9,645.92	£25.23
PENS5	PENSILVA 11kV	£2,439.79	£21.89
PENC5	PENZANCE CAUSEWAYHEAD 11kV	£59,394.23	£34.42
PENH5	PENZANCE HEAMOOR 11kV	£60,094.14	£34.01
PERI5	PERITON 11kV	-£1,514.98	£59.40
PERR5	PERRANPORTH 11kV	£3,774.33	£14.67
PINH5	PINHOE 11kV	£4,777.21	-£64.95
PLYS5	PLYMSTOCK SOUTH 11kV	£18,781.38	£9.16
POLZ5	POLZEATH 11kV	£5,298.62	£24.54
PRIR5	PRINCE ROCK 11kV	£11,587.87	£9.18
PRIO5	PRIORSWOOD 11kV	£1,772.80	£57.95
PROB5	PROBUS 11kV	£1,565.22	£23.88

REDR5	REDRUTH 11kV	£54,725.48	£25.08
ROAD3	ROADFORD 33kV	£5,209.19	£22.53
ROCP5	ROCK PARK 11kV	£5,564.82	£22.43
PURR7	ROF POWERHOUSE 6.6kV	-£3,560.54	-£21.61
ROLS3K	ROLLS ROYCE 33kV 'K' BAR	£2,950.54	-£0.53
FILT1	ROLLS ROYCE FILTON 132kV	£32.72	£6.70
ROSE5	ROSELAND 11kV	£3,308.61	£24.06
ROUN5	ROUNDSWELL 11kV	£6,802.64	£22.51
WESD5	ROYAL PORTBURY DOCK 11kV	£11,603.35	-£6.17
SALC5	SALCOMBE 11kV	£20,532.44	£13.08
SALT5	SALTASH DUNHEVED ROAD 11kV	-£370.21	£12.53
SAWX5	SALTASH WHITY CROSS 11kV	£8,858.09	£12.55
SAWR5	Sawles Road 11kV Bar	£2,036.82	£22.06
SHAP5	SHAPWICK 11kV	£3,833.33	-£21.56
SHEB5	SHEBBEAR 11kV	£15,870.67	£22.53
SHEM5	SHEPTON MALLET 11kV	£24,740.56	-£6.22
SIDM5J	SIDMOUTH TOWN 11kV 'J' BAR	£6,130.09	-£66.82
SIDM5K	SIDMOUTH TOWN 11kV 'K' BAR	£6,130.09	-£66.82
SOME5	SOMERTON 11kV	£6,840.12	-£17.31
SOUB5	SOUTH BRENT 11kV	£22,626.10	£12.91
SMOL5	SOUTH MOLTON 11kV	£11,912.43	£22.70
STWA5	SOUTHWAY 'A' 11kV	£2,239.65	£8.78
STWB5	SOUTHWAY 'B' 11kV BAR	£4,914.69	£8.78
SMET5	SOWTON (MET) 11kV	£2,821.44	-£64.98
SOWT5	SOWTON 11kV	£3,794.33	-£67.18
STAG5	St AGNES 11kV	£692.78	£14.96
SAUS5	St AUSTELL 11kV	£3,674.84	£12.66
STBU5	St BURYAN 11kV	£65,096.47	£64.33
STCO5	St COLUMB MAJOR 11kV	£6,833.91	£21.24
STIV5	St IVES 11kV	£60,804.39	£25.27
SKEV5	St KEVERNE 11kV	£19,239.53	£404.54
SLEV5	St LEVAN ROAD 11kV	£10,507.59	£9.19
STMA5	St MAWGAN 11kV	£13,337.12	£30.90
NEOT5	St NEOT 11kV	-£220.37	£34.84
SPAU5J	St PAULS 11kV 'J' BAR	£5,742.28	£1.48
SPAU5K	St PAULS 11kV 'K' BAR	£7,869.35	£1.46
STHO5	St THOMAS 11kV	£39,469.28	-£68.78
STUD5	St TUDY 11kV	£3,475.95	£24.53
STAQ3	STANCOMBE QUARRY 33kV	£30,456.69	-£4.94
STAP5	STAPLEGROVE 11kV	-£1,656.56	£58.39
STEN5	STENTAWAY 11kV	£18,324.28	£9.16
STOB5	STOKE BISHOP 11kV	£8,473.19	-£7.26
STOK5	STOKENHAM 11kV	£26,358.74	£12.06
STRA5	STRATTON 11kV	£13,121.23	£22.41
TAMA3	TAMAR PUMPING STATION 33kV	£2,226.55	£22.07
TAUL5	TAUNTON LOCAL 11kV	-£1,479.31	£57.99
TAVI5	TAVISTOCK 11kV	£28,394.19	£12.77
TEIG5	TEIGNMOUTH GAS WORKS 11kV	£20,298.38	-£2.56
TINX5J	TINKERS CROSS 11kV 'J' BAR	£31,461.59	£22.99
TINX5K	TINKERS CROSS 11kV 'K' BAR	£23,864.94	£22.98

TIVE5	TIVERTON JUNCTION 11kV	£9,372.46	-£66.72
TIVM5	TIVERTON MOORHAYES 11kV	£11,337.88	-£66.72
TIVS5	TIVERTON SOUTH 11kV	£14,011.61	-£67.39
TOPS5	TOPSHAM 11kV	£5,133.22	-£67.29
TORA5	TORPOINT ANTONY 11kV	£461.97	£11.47
TORT5	TORPOINT TOWN 11kV	£2,900.40	£12.55
TORW5	TORWOOD 11kV	£45,658.15	£13.25
TORY5	TORYCOMBE 11kV	£27,435.78	£10.06
TOTL5	TOTNES LOCAL 11kV	£21,837.29	£12.93
TREB5	TREBAL 11kV	£1,947.60	£22.05
TRUL5	TRULL 11kV	-£2,013.04	£57.64
TRUS5	TRURO SHORTLANESEND 11kV	£2,031.57	£15.06
TRUT5	TRURO TREYEW ROAD 11kV	£4,348.17	£15.11
TWEL5	TWELVEHEADS 11kV	£1,313.95	£14.50
TWER7	TWERTON 6.6kV	£44,254.41	£0.00
UPTV5	UPTON VALLEY 11kV	£42,700.47	£13.25
WADE5	WADEBRIDGE 11kV	£4,606.77	£24.45
PAPR3	WANSBOROUGH PAPER MILL 33kV	-£939.94	£59.29
WATC5	WATCHFIELD 11kV	-£872.19	-£21.19
WATE5J	WATERLAKE 11kV 'J' BAR	£4,443.29	£4.45
WATE5K	WATERLAKE 11kV 'K' BAR	£6,376.59	£18.93
WEDM5	WEDMORE 11kV	£2,412.85	-£22.65
WELN5J	WELLINGTON 11kV 'J' BAR	£1,171.13	£58.91
WELN5K	WELLINGTON 11kV 'K' BAR	£1,171.13	£58.91
WELT5	WELLINGTON TOWN 11kV	-£1,930.78	£58.59
WELL5	WELLS 11kV	£3,710.41	-£22.40
WWIC5	WEST WICK 11kV BAR	£25,893.52	-£4.88
WAPP5	WESTERN APPROACH 11kV BAR	£7,496.93	£5.00
WESC5	WESTON CENTRAL 11kV	£15,415.50	-£12.88
WESG5	WESTON IN GORDANO 11kV	£13,820.29	-£6.23
LOCR5	WESTON LOCKING ROAD 11kV	£11,852.81	-£12.84
WESM5	WESTON MILL 11kV	£11,532.60	£9.20
WHAQ5	WHATLEY QUARRY 11kV	£24,975.45	-£6.24
WHRH5	WHEAL REETH 11kV	£7,872.91	£113.33
WHID5	WHIDDON DOWN 11kV	£2,380.16	£22.74
WHIT5	WHITCHURCH 11kV	£16,192.23	-£0.02
WINS5	WINSCOMBE 11kV	£40,799.93	-£4.78
WINT5	WINTERBOURNE 11kV	£4,031.50	-£0.50
WITH5	WITHERIDGE 11kV	£52,298.05	-£70.55
WITR5	WITHYCOMBE RALEIGH 11kV	£2,662.94	-£64.73
WIVE5	WIVELISCOMBE 11kV	£4,692.10	£58.60
WOY5	WOODBURY 11kV	£655.53	-£67.65
WOOD5J	WOODLAND WAY 11kV 'J' BAR	£12,523.68	£0.02
WOOD5K	WOODLAND WAY 11kV 'K' BAR	£12,626.11	£0.02
YELV5	YELVERTON 11kV	£22,714.26	£12.76
YEOV3	YEOVIL 33kV	£0.00	£0.00

Unmetered Non-Half Hourly and Pseudo Half-Hourly Tariffs

- 3.9. Suppliers, who wish to supply electricity to customers where a non-half hourly unmetered Measurement Class B or pseudo half-hourly supply is provided will adopt one of the charge structures in the table below.

Table 6 – Tariffs for NHH and Pseudo HH unmetered																
Description	LLFC	Unrestricted or Red unit charge (p/kWh)	Amber unit charge (p/kWh)	Green unit charge (p/kWh)												
NHH UMS (Unmetered Supplies)	980	3.009														
LV UMS (Pseudo HH metered)	970	46.753	1.253	0.961												
Notes:	The above charges do not include any meter administration fees for pseudo metering, required for the operation of the Balancing and Settlement Code, or any alternative agreement or Code, in accordance with the "Unmetered Supplies Procedure" – BSCP 520.															
	<p>Time Periods for Pseudo Half-Hourly Metered Supplies (all times are UK clock time):</p> <p>Time Periods (all times are UK clock time):</p> <table border="1"> <thead> <tr> <th></th> <th>Monday to Friday</th> <th>Weekends</th> </tr> </thead> <tbody> <tr> <td>unit rate 1: red</td> <td>17:00 to 19:00</td> <td></td> </tr> <tr> <td>unit rate 2: amber</td> <td>07:30 to 17:00 19:00 to 21:30</td> <td>16:30 to 19:30</td> </tr> <tr> <td>unit rate 3: green</td> <td>00:00 to 07:30 21:30 to 24:00</td> <td>00:00 to 16:30 19:30 to 24:00</td> </tr> </tbody> </table>					Monday to Friday	Weekends	unit rate 1: red	17:00 to 19:00		unit rate 2: amber	07:30 to 17:00 19:00 to 21:30	16:30 to 19:30	unit rate 3: green	00:00 to 07:30 21:30 to 24:00	00:00 to 16:30 19:30 to 24:00
	Monday to Friday	Weekends														
unit rate 1: red	17:00 to 19:00															
unit rate 2: amber	07:30 to 17:00 19:00 to 21:30	16:30 to 19:30														
unit rate 3: green	00:00 to 07:30 21:30 to 24:00	00:00 to 16:30 19:30 to 24:00														

Use of System Charges Out of Area

3.10. WPD does not operate out of its Distribution Service Area.

Preserved/Additional LLFC Classes

3.11. The tables below list any preserved and additional LLFCs that are valid at 1st April 2010. Preserved tariffs are mapped to the charges for the relevant tariff and are closed to new customers. WPD does not have any HH Preserved/Additional LLFC Classes.

Table 7 – NHH Preserved/Additional LLFC Classes					
Description	LLFC	Profile class	Fixed charge (p/MPAN/day)	Day or Unrestricted unit charge (p/kWh)	Night unit charge (p/kWh)
Domestic Off-Peak (Related MPAN)	430	2		0.232	
Small Non-Domestic Off peak (Related MPAN)	251	4		0.219	
Notes:	Unit time periods are as specified in the SSC.				
	The Domestic and Non-Domestic off-peak (related MPAN) tariffs are supplementary to a standard published tariff and therefore only available under these conditions.				
	<p>Preserved tariffs are only available to existing supplies, subject to certain conditions:</p> <ul style="list-style-type: none"> a) Suppliers may not normally transfer a meter point from one preserved tariff to another preserved tariff; b) If a supply under a preserved tariff should cease, other than on change of tenancy, the preserved tariff may not normally be restored; c) Any additional load required to be supplied on the preserved tariff must be within the existing supply capacity. <p>Profile class 2 preserved tariffs are applicable only to premises used exclusively as single private dwellings supplied from the LV network with a maximum capacity of less than 20kVA.</p> <p>Profile class 4 preserved tariffs are generally only available to premises supplied from the LV network with a maximum capacity of less than 45kVA and power factor greater than 0.90.</p>				

4. Generation Tariffs

4.1. Suppliers who wish to purchase electricity from distributed generators with NHH metered Measurement Class A MPANs or with HH metered Measurement Class C or E MPANs may, adopt this charge structure depending upon the metered voltage.

- 4.2. These tariffs apply to sites metered at HV or LV. Site specific charges apply to sites metered at EHV.

Table 8 a - Generation Tariffs (HH and NHH)						
Description	LLFC	Fixed charge (p/MPA N/day)	Unrestricted or Red unit charge (p/kWh)	Amber unit charge (p/kWh)	Green unit charge (p/kWh)	Excess reactive power charge (p/KVArh)
Non-Half Hourly Tariffs						
LV Generation NHH	581	n/a	-0.551			
LV Sub Generation NHH	551	n/a	-0.505			
Half Hourly Tariffs						
LV Generation Intermittent	581	n/a	-0.551			0.137
LV Generation Non-Intermittent	527	n/a	-6.633	-0.214	-0.132	0.137
LV Sub Generation Intermittent	551	n/a	-0.505			0.118
LV Sub Generation Non-Intermittent	526	n/a	-6.205	-0.181	-0.117	0.118
HV Generation Intermittent	521	26.67	-0.324			0.086
HV Generation Non-Intermittent	524	26.67	-4.471	-0.059	-0.063	0.086
HV Sub Generation Intermittent	523	26.67	-0.296			0.064
HV Sub Generation Non-Intermittent	525	26.67	-4.181	-0.042	-0.055	0.064
Notes:	Time Periods (all times are UK clock time):					
	Monday to Friday		Weekends			
	unit rate 1: red		17:00 to 19:00			
	unit rate 2: amber		07:30 to 17:00		16:30 to 19:30	
	19:00 to 21:30					
	unit rate 3: green		00:00 to 07:30		00:00 to 16:30	
	21:30 to 24:00		19:30 to 24:00			

4.3 The following charges are calculated using WPD's Wales and South West EHV charging methodology and are applied on a site specific basis.

Table 8b – Site-Specific tariffs for HH metered EHV									
Description	LLFC	Fixed charge (p/MPAN/day)	Capacity charge (p/kVA/ day)	Excess capacity charge (p/kVA/ day)	Red unit charge (p/kWh)	Amber unit charge (p/kWh)	Green unit charge (p/kWh)	Excess reactive power charge (p/KVArh)	MPAN
SWW Roadford	693	n/a	n/a	n/a	n/a	n/a	n/a	n/a	2200031824213
Imerys	711	n/a	n/a	n/a	n/a	n/a	n/a	n/a	2200031824542 2200031824560 2200031824738 2200030347690 2200031824490 2200031824551
Denbrook	748	n/a	0.379	n/a	n/a	n/a	n/a	n/a	Not energised
Bristol Energy	751	n/a	n/a	n/a	n/a	n/a	n/a	n/a	2200032050436
Connon Bridge Landfill 33kV	752	n/a	0.083	n/a	n/a	n/a	n/a	n/a	2200040571122
Chelson Generator 33kV	753	n/a	-2.715	n/a	n/a	n/a	n/a	n/a	2200040979039
Darracott	754	n/a	0.588	n/a	n/a	n/a	n/a	n/a	2200041253506
St Day	757	n/a	-0.443	n/a	n/a	n/a	n/a	n/a	2200040473940
Shooter's Bottom	758	n/a	-0.111	n/a	n/a	n/a	n/a	n/a	2200041499762

Table 8b – Site-Specific tariffs for HH metered EHV

Description	LLFC	Fixed charge (p/MPAN/day)	Capacity charge (p/kVA/ day)	Excess capacity charge (p/kVA/ day)	Red unit charge (p/kWh)	Amber unit charge (p/kWh)	Green unit charge (p/kWh)	Excess reactive power charge (p/KVArh)	MPAN
Heathfield	760	n/a	-3.444	n/a	n/a	n/a	n/a	n/a	2200041625587
Goonhilly	761	n/a	1.412	n/a	n/a	n/a	n/a	n/a	2200041845850
Delabole	762	n/a	0.554	n/a	n/a	n/a	n/a	n/a	2200041786683
Fullabrook	763	n/a	1.547	n/a	n/a	n/a	n/a	n/a	2200041930498
Bear's Down	764	n/a	n/a	n/a	n/a	n/a	n/a	n/a	2200040164254
Bradon Farm	765	n/a	n/a	n/a	n/a	n/a	n/a	n/a	2200032168616
Carland Cross	766	n/a	n/a	n/a	n/a	n/a	n/a	n/a	2200031664357
Cold Northcott	767	n/a	n/a	n/a	n/a	n/a	n/a	n/a	2200031822971
Forest Moor Windfarm 1	768	n/a	n/a	n/a	n/a	n/a	n/a	n/a	2200040863399
Trannack Downs	769	n/a	n/a	n/a	n/a	n/a	n/a	n/a	2200040863422
Four Burrows	770	n/a	n/a	n/a	n/a	n/a	n/a	n/a	2200031823558
Isles of Scilly	772	n/a	n/a	n/a	n/a	n/a	n/a	n/a	2200031825680
Marsh Barton	741	n/a	n/a	n/a	n/a	n/a	n/a	n/a	2200032024222
St Breock	775	n/a	n/a	n/a	n/a	n/a	n/a	n/a	2200031823530

Preserved Generation Tariffs

4.4 WPD does not have any preserved generation tariffs

5. Licensed Distributor Network Operator (LDNO) tariffs

- 5.1. LDNO tariffs have been calculated for use by LDNOs **only** to reflect the displacement of the upstream DNO distribution costs and are not available for DNO to DNO inter-connectors, connections to other offshore transmission networks or other similar connections. Use of system charges for inter-connectors, offshore transmission connections or other similar connections will be based on the appropriate standard tariffs.
- 5.2. The tariff structure for embedded network operators will mirror the structure of the all-the-way-tariff and is dependent upon the voltage of connection, either LV or HV. The same tariff elements will apply as those match the LDNOs end customers tariffs.

LDNO LV Connections to DNO Network; Low Voltage Tariffs for Profile Classes 1 to 8

- 5.3. The following tariffs apply to the LDNOs whose connection to the distribution network is at LV.

Table 9 – LDNO LV Connections to DNO Network:					
Tariffs for Profile Classes 1 to 8					
Description	LLFC	Profile class	Fixed charge (p/MPAN/day)	Day or unrestricted unit charge (p/kWh)	Night unit charge (p/kWh)
Domestic Unrestricted	810	1	2.38	1.771	
Domestic Two-Rate	811	2	2.38	2.201	0.137
Domestic Off-Peak (Related MPAN)	812	2		0.153	
Small Non-Domestic Unrestricted	813	3	3.62	1.580	
Small Non-Domestic Two Rate	814	4	3.62	1.666	0.137

Table 9 – LDNO LV Connections to DNO Network:					
Tariffs for Profile Classes 1 to 8					
Small Non-Domestic Off Peak (Related MPAN)	815	4		0.144	
LV Medium Non-Domestic	816	5 to 8	19.26	1.463	0.132
Non-Half Hourly Unmetered	818	1 & 8		1.979	
LV Generation Non-Half Hourly	820	8	n/a	-0.551	

LDNO LV Connections to DNO Network: Low Voltage Tariffs for HH Metered Customers

5.4. The following tariffs apply to LDNOs whose connection to the distribution network is at LV.

Table 10 – LDNO LV Connections to DNO Network: Tariffs for HH Metered Customers																				
Description	LLFC	Fixed charge (p/MPAN/day)	Capacity charge (p/kVA/day)	Excess capacity charge (p/kVA/day)	Unrestricted or Red unit charge (p/kWh)	Amber unit charge (p/kWh)	Green unit charge (p/kWh)	Excess reactive power charge (p/KVArh)												
LV Half-Hourly Metered	817	4.98	1.39	1.39	14.070	0.135	0.091	0.232												
LV Half-Hourly Unmetered	819	n/a	n/a	n/a	30.754	0.824	0.632	n/a												
LV Generation Intermittent	821	n/a	n/a	n/a	-0.551	n/a	n/a	0.137												
LV Generation Non-Intermittent	822	n/a	n/a	n/a	-6.633	-0.214	-0.132	0.137												
Notes:	Time Periods (all times are UK clock time): <table border="0" style="width: 100%; border-collapse: collapse;"> <thead> <tr> <th style="width: 30%;"></th> <th style="width: 35%; text-align: center;">Monday to Friday</th> <th style="width: 35%; text-align: center;">Weekends</th> </tr> </thead> <tbody> <tr> <td>unit rate 1: red</td> <td style="text-align: center;">17:00 to 19:00</td> <td></td> </tr> <tr> <td>unit rate 2: amber</td> <td style="text-align: center;">07:30 to 17:00 19:00 to 21:30</td> <td style="text-align: center;">16:30 to 19:30</td> </tr> <tr> <td>unit rate 3: green</td> <td style="text-align: center;">00:00 to 07:30 21:30 to 24:00</td> <td style="text-align: center;">00:00 to 16:30 19:30 to 24:00</td> </tr> </tbody> </table>									Monday to Friday	Weekends	unit rate 1: red	17:00 to 19:00		unit rate 2: amber	07:30 to 17:00 19:00 to 21:30	16:30 to 19:30	unit rate 3: green	00:00 to 07:30 21:30 to 24:00	00:00 to 16:30 19:30 to 24:00
	Monday to Friday	Weekends																		
unit rate 1: red	17:00 to 19:00																			
unit rate 2: amber	07:30 to 17:00 19:00 to 21:30	16:30 to 19:30																		
unit rate 3: green	00:00 to 07:30 21:30 to 24:00	00:00 to 16:30 19:30 to 24:00																		

LDNO HV Connections to DNO Network: Low Voltage Tariffs for Profile Classes 1 to 8

5.5. The following tariffs apply to LDNOs whose connection to the distribution network is at HV.

Table 11 – LDNO HV Connections to DNO Network: Tariffs for Profile Classes 1 to 8					
Description	LLFC	Profile class	Fixed charge (p/MPAN/day)	Day or Unrestricted unit charge (p/kWh)	Night unit charge (p/kWh)
Domestic Unrestricted	823	1	1.35	1.002	
Domestic Two-Rate	824	2	1.35	1.245	0.078
Domestic Off-Peak (Related MPAN)	825	2		0.086	
Small Non-Domestic Unrestricted	826	3	2.05	0.894	
Small Non-Domestic Two Rate	827	4	2.05	0.942	0.078
Small Non-Domestic Off-Peak (Related MPAN)	828	4		0.081	
LV Medium Non-Domestic	829	5 to 8	10.89	0.828	0.074
Non-Half Hourly Unmetered	833	1 & 8		1.120	
LV Generation Non-Half Hourly	835	8	n/a	-0.551	
LV Sub Generation NHH	843	8	n/a	-0.505	

LDNO HV connections to DNO network: HIGH voltage tariffs for HH Metered Customers

5.6. The following tariffs apply to LDNOs whose connection to the distribution network is at HV.

Table 12 – LDNO HV Connections to DNO Network: Tariffs for HH Metered Customers								
Description	LLFC	Fixed charge (p/MPAN/day)	Capacity charge (p/kVA/day)	Excess capacity charge (p/kVA/day)	Unrestricted or Red unit charge (p/kWh)	Amber unit charge (p/kWh)	Green unit charge (p/kWh)	Excess reactive power charge (p/KVArh)
LV Half-Hourly Metered	830	2.82	0.79	0.79	7.959	0.076	0.051	0.131
LV Half-Hourly Unmetered	834	n/a	n/a	n/a	17.396	0.466	0.358	n/a
LVS Half-Hourly Metered	831	3.28	1.35	1.35	11.472	0.068	0.057	0.175
HV Half-Hourly Metered	832	44.85	1.18	1.18	11.301	0.028	0.040	0.165
LV Generation Intermittent	836	n/a	n/a	n/a	-0.551	n/a	n/a	0.137
LV Generation Non-Intermittent	837	n/a	n/a	n/a	-6.633	-0.214	-0.132	0.137
LVS Generation Intermittent	838	n/a	n/a	n/a	-0.505	n/a	n/a	0.118
LVS Generation Non-Intermittent	839	n/a	n/a	n/a	-6.205	-0.181	-0.117	0.118
HV Generation Intermittent	841	n/a	n/a	n/a	-0.324	n/a	n/a	0.086
HV Generation Non-Intermittent	842	n/a	n/a	n/a	-4.471	-0.059	-0.063	0.086
Notes:	Time Periods Time Periods (all times are UK clock time): <div style="text-align: center;"> Monday to Friday Weekends unit rate 1: red 17:00 to 19:00 </div>							

	unit rate 2: amber	07:30 to 17:00	16:30 to 19:30
		19:00 to 21:30	
	unit rate 3: green	00:00 to 07:30	00:00 to 16:30
		21:30 to 24:00	19:30 to 24:00

6. System Loss Adjustment Factors

Role of Loss Adjustment Factors in the Supply of Electricity

- 6.1. Authorised Electricity Operators providing a supply of electricity from any entry point into WPD's electricity distribution network, including a generator entry point embedded in the network or a supply point from the transmission network, will be required to demonstrate that at all times the amount of electricity entering the network is sufficient to meet the supply in accordance with the following adjustment factors.
- 6.2. Adequate supply can be demonstrated either by membership of the Balancing and Settlement Code or by provision of metering information on the relevant supply and load(s). Table 14 indicates the factor by which supplies taken from the Grid Supply Point must exceed the take at the exit point from the network, varying according to the time of day, the season and the voltage of connection.
- 6.3. The treatment of electrical losses on our distribution system is regulated in accordance with the price control set out in the Licence. Suppliers should refer to the table of loss adjustment factors to calculate the amount of electricity that they must provide. The same Loss Adjustment Factors (LAFs) are reflected in the settlement system.
- 6.4. Loss Factors are calculated in accordance with BSCP 128. BSCP 128 determines the principles which DNOs must comply with when setting LAFs. Our methodology can be downloaded from the Elexon website www.Elexon.co.uk.

Site Specific Loss Adjustment Factors

- 6.5. In accordance with BSCP 128, where a site is metered at EHV, account will be taken of the individual characteristics and location with regard to the real electrical flows on the network, including any losses on the connection into WPD's electricity distribution network. New EHV connections will be allocated a generic EHV loss factor from table 14, dependent on the voltage of connection.
- 6.6. Tables 15a and 15b indicate the factors by which supplies entering at the Grid Supply Point must exceed the take at the exit point from the system, varying according to the time of day, the season and the voltage of connection. The

LAFs reflect the total losses on the company's system as attributable to the relevant voltages.

- 6.7. The Elexon website contains the loss factors in standard industry data format (D0265). Details can be found at <https://www.bsccentralservices.com/> (login required), within Applications / Market Data Dashboard.

Table 13 – Time periods LLFC classes				
Time periods	Period 1	Period 2	Period 3	Period 4
Monday to Friday Mar to Oct			00:00 – 06:30 23:30 – 24:00	06:30 – 23:30
Monday to Friday Nov to Feb	16:00 - 19:00	06:30 – 16:00	00:00 – 06:30 23:30 – 24:00	19:00 – 23:30
Saturday and Sunday All Year			00:00 – 06:30 23:30 – 24:00	06:30 – 23:30
Notes	All the above times are in UK Clock time			

Table 14 – Metered voltage, respective periods and associated LLFCs					
Demand / Generation					
Metered Voltage	Period 1	Period 2	Period 3	Period 4	Associated LLFC Classes
Low Voltage Network	1.087	1.080	1.072	1.075	010, 020, 030, 040, 110, 210, 251, 430, 527, 570, 581, 970, 980
Low Voltage Substation	1.078	1.072	1.065	1.068	526, 540, 551
High Voltage Network	1.065	1.058	1.046	1.051	510, 521, 524
High Voltage Substation	1.042	1.038	1.031	1.034	522, 523, 525

33kV connected	1.032	1.028	1.022	1.025	670, 671
132/33kV connected	1.017	1.015	1.013	1.014	500, 501
132/HV connected	1.019	1.017	1.014	1.015	502, 503
132kV connected	1.012	1.011	1.008	1.010	528, 529

Table 15a – EHV Site Specific Demand					
Site	Period 1	Period 2	Period 3	Period 4	Associated LLFC Classes
Bradon Farm	1.000	1.073	1.073	1.073	612
Babcock Marine	1.019	1.019	1.019	1.019	660
BAE Filton	1.042	1.045	1.043	1.042	720
Bears Down	1.000	1.000	1.000	1.000	629
Bristol Energy	1.002	1.003	1.002	1.003	750
Carland Cross	1.000	1.000	1.000	1.000	613
Chelson Generator	1.000	1.000	1.000	1.000	627
Cold Northcott	1.000	1.000	1.000	1.000	614
Connon Bridge Landfill	1.000	1.000	1.000	1.000	626
Darracott	1.032	1.028	1.022	1.025	628
Delabole	1.032	1.028	1.022	1.025	636
Denbrook Wind Farm	1.032	1.028	1.022	1.025	623
Exeter Power	1.012	1.012	1.012	1.012	625
Forest Moor Wind 1	1.000	1.000	1.000	1.000	615
Forest Moor Wind 2	1.000	1.000	1.000	1.000	616
Four Burrows	1.000	1.000	1.000	1.000	617
Fullabrook	1.012	1.011	1.008	1.010	637
Goonhilly	1.032	1.028	1.022	1.025	635
Heathfield	1.000	1.000	1.000	1.000	634
Imerys	1.016	1.016	1.016	1.016	710
Langage	1.032	1.028	1.022	1.025	759
Nexfor Ltd (Caberboard)	1.038	1.038	1.038	1.038	690
ROF Puriton	1.041	1.041	1.041	1.041	650
Rolls Royce Filton TT	1.000	1.000	1.020	1.020	640
Shooter's Bottom	1.000	1.000	1.000	1.000	633
St Breock	1.000	1.000	1.000	1.000	619
St Regis, Watchet	1.024	1.024	1.025	1.025	695
SWW Roadford	1.035	1.035	1.031	1.031	694
SWW Tamar	1.077	1.077	1.077	1.077	692
Tarmac, Stancombe Quarry	1.030	1.039	1.030	1.033	696
Untd Mns Redruth St Day	1.000	1.000	1.000	1.000	632
W4B Generation Seabank	1.032	1.028	1.022	1.025	622
Wavehub Hayle	1.032	1.028	1.022	1.025	624

Table 15b – EHV Site Specific Generation

Site	Period 1	Period 2	Period 3	Period 4	Associated LLFC Classes
Bear's Down Export	1.037	1.034	1.038	1.038	764
Bradon Farm Export	1.045	1.061	1.000	1.060	765
Bristol Energy Export	1.002	1.004	1.000	1.004	751
Carland Cross Export	1.036	1.031	1.037	1.036	766
Chelson Generator Export	1.028	1.028	1.027	1.027	753
Cold Northcott Export	1.066	1.062	1.072	1.069	767
Connon Bridge Landfill Export	1.056	1.056	1.055	1.055	752
Darracott Export	1.032	1.028	1.022	1.025	754
Delabole Export	1.032	1.028	1.022	1.025	762
Denbrook Wind Farm Export	1.032	1.028	1.022	1.025	748
Exeter Power Export	1.004	1.009	1.000	1.011	741
Forest Moor Wind 1 Export	1.060	1.060	1.064	1.064	768
Forest Moor Wind 2 Export	1.064	1.064	1.065	1.065	769
Four Burrows Export	1.039	1.039	1.045	1.045	770
Fullabrook Export	1.012	1.011	1.008	1.010	763
Goonhilly Export	1.032	1.028	1.022	1.025	761
Heathfield Export	1.035	1.034	1.034	1.034	760
Imerys Export	1.027	1.030	1.028	1.027	711
Isles of Scilly	1.042	1.038	1.031	1.034	772
Shooter's Bottom Export	1.033	1.032	1.032	1.032	758
St Breock Export	1.034	1.035	1.035	1.035	775
SWW Roadford Export	1.000	1.000	1.000	1.000	693
Untd Mns Redruth St Day Export	1.035	1.035	1.035	1.035	757
W4B Generation Seabank Export	1.032	1.028	1.022	1.025	749
Wavehub Hayle Export	1.032	1.028	1.022	1.025	747

7. Electricity Distribution Rebates

- 7.1. WPD has neither given nor announced any distribution system rebates to authorised electricity operators in the 12 months preceding the date of publication of this revision of the statement.

8. Accounting and Administration Services

Administration Charge

- 8.1. No charges for Accounting and Administration Services are detailed within this statement.

9. Charges for electrical plant provided ancillary to the grant of Use of System

- 9.1. No charges for electrical plant provided ancillary to the grant of Use of System are detailed within this statement.

10. Glossary of Terms

- 10.1. The following definitions are included to aid understanding:

Term	Definition
Customer	A person to whom a user proposes to supply, or for the time being supplies, electricity through an exit point, or from whom a user, or any relevant exempt supplier, is entitled to recover charges, compensation or an account of profits in respect of electricity supplied through an exit point
Distribution Licence	The Electricity Distribution Licence granted or treated as granted pursuant to section 6(1) of the Act.
Distribution Services Area	Has, in respect of each company, the meaning given to that term in paragraph 5(b) of Condition 2 of the Distribution Licence.
Distribution Connection and Use of System Agreement (DCUSA)	The Distribution Connection and Use of System Agreement (DCUSA) is a multi-party contract between the licensed electricity distributors, suppliers and generators of Great Britain.
Extra High Voltage	Voltages of 22kV and above
Entry Point	A boundary point at which electricity is exported onto a distribution system from a connected installation or from another distribution system, not forming part of the total system (boundary point and total system having the meaning given to those terms in the BSC).
Exit Point	A boundary point at which electricity is imported from a distribution system to a connected Installation or to another distribution system, not forming part of the total system (boundary point and total system having the meaning given to those terms in the BSC)
High Voltage (HV)	Nominal voltages of at least 1kV and less than 22kV
High Voltage sub-station (HV Sub)	HV Sub applies to customers connected to the licensee's distribution system at a voltage of at least 1 kV and less than 22 kV at a substation with a primary voltage (the highest operating voltage present at the substation) of at least 22 kV and less than 66 kV, where the current transformer used for the customer's settlement metering or for metering used in the calculation of the customer's use of system charges or credits is located at the substation.
Intermittent Generation	Intermittent generation is defined as a generation plant where the energy source of the prime mover cannot be made available on demand, in accordance to the definitions in ER P2/6. These include wind, tidal, wave, photovoltaic and small hydro. The operator has little control over operating times therefore, a single-rate tariff (based on a uniform probability of operations across the year) will be applied to intermittent generation.
Low Voltage (LV)	Nominal voltages below 1kV
Low Voltage sub-station (LV Sub)	LV Sub applies to customers connected to the licensee's distribution system at a voltage of less than 1 kV at a substation with a primary voltage (the highest operating voltage present at the substation) of at least 1 kV and less than 22 kV, where the current transformer used for the customer's

Term	Definition
	settlement metering is located at the substation.
Licensed Distributor Network Operator (LDNOs)	Licensed distribution network operator. This refers to an independent distribution network operator (IDNO) or to a distribution network operator (DNO) operating embedded distribution network outside its distribution service area.
Market Domain Data	Market Domain Data is the central repository of reference data used by Suppliers, Supplier Agents and Licensed Distribution System Operators (LDSOs) in the retail electricity market. It is essential to the operation of Supplier Volume Allocation (SVA) Trading Arrangements.
Measurement Class	The measurement class of a Metering System e.g. above 100kW, below 100kW, unmetered.
Metering System	Particular commissioned Metering Equipment installed for the purposes of measuring the quantities of Exports and Imports at the Boundary Point.
Non-intermittent Generation	Non-intermittent generation is defined as a generation plant where the energy source of the prime mover can be made available on demand, in accordance to the definitions in ER P2/6. The generator can choose when to operate, and bring more benefits to the network if it runs at times of high load. These include combined cycle gas turbine (CCGT), gas generators, landfill, sewage, biomass, biogas, energy crop, waste incineration and combined heat and power (CHP). A three-rate tariff will be applied to generation credits for half-hourly settled non-intermittent generation.
Ofgem	Office of gas and electricity markets - Ofgem is governed by GEMA and is responsible for the regulation of the distribution companies.
Use of System Charges	Charges for demand and generation customers which are connected to and utilising the distribution network.
User	Is a supplier, generator or distribution network operator