

**SCHEDULE OF ACCOMMODATION**

| Unit Type  | Amount | House / Flat No |
|--|--------|-----------------|
| Unit 1 - 1B2P House                                      | 4      | 23,24,25,26     |
| Unit 9 - 1B2P House                                      | 2      | 6,7             |
| Unit 2* - 2B4P House                                     | 4      | 19,20,21,22     |
| Unit 3 - 4B6P House                                      | 2      | 1,2             |
| Unit 4 - 1B2P Flat                                       | 3      | 16,17,18        |
| Unit 5a - 1B2P Flat                                      | 2      | 11,14           |
| Unit 5b - 2B4P Maisonette                                | 2      | 10,15           |
| Unit 6a - 2B4P Flat                                      | 1      | 9               |
| Unit 6b - 2B4P Maisonette                                | 1      | 8               |
| Unit 7a - 1B2P Flat                                      | 1      | 12              |
| Unit 7b - 2B4P Maisonette                                | 1      | 13              |
| Unit 8 - 2B4P House                                      | 3      | 3,4,5           |
| Community - 2 (1B2P)<br>Centre - 1 (2B3P)                | 2<br>1 | 27,28<br>29     |
| Community Centre   |        |                 |
| 29 dwellings and 1 community centre<br>39 parking spaces |        |                 |

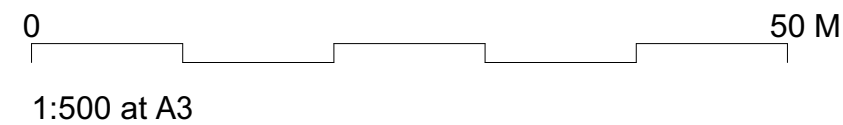
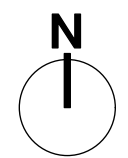
\*Unit 2 - children's home and house

LP • Indicative street lighting positions. Positions to be confirmed by lighting engineer.

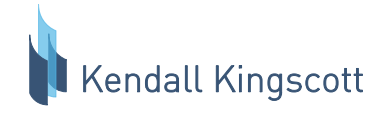
EV Charging points to on-plot parking



| Boundary types |                               |  |
|----------------|-------------------------------|--|
|                | 1.8m brick wall               |  |
|                | 0.6m max brick wall           |  |
|                | 1.8m timber close board fence |  |



|     |            |    |    |  |
|-----|------------|----|----|--|
| P08 | 07/01/2022 | PW | PW | Bin and bike stores relocated for plots 8-18 and bin storage spaces for plots 19-22 moved.   |
| P07 | 14/04/2021 | PW | PW | Bin stores to plots 19-22 re-arranged, to be accessed direct from parking bay. Boundary wall heights clarified. Low level walls to fronts of plots 19-22 omitted |
| P06 | 09/09/2020 | BM | PW | Boundary wall behind houses 7&6 moved 1.8m away from building  |
| Rev | Date       | By | Ap | Note   |



Chartered Architects  
Chartered Building Surveyors  
Interior Designers  
CDM Services

Project  
**St Peter's Henleaze**

Client  
**Mi-Space**

Glentworth Court, Lime Kiln Close  
Stoke Gifford, Bristol BS34 8SR  
+44 (0)117 931 2062  
www.kendallkingscott.co.uk

Scale 1:500 Paper Size ISO A3 Filename 190743 St Peters Site Plan.vwx  
© Copyright Do not scale this drawing

| Drawing Title                           |                |            |
|---|----------------|------------|
| <b>Proposed Site Plan</b>               |                |            |
| Project Number                          | Drawing Number | Revision   |
| <b>190743-501</b>                       |                | <b>P08</b> |
| Date                                    | Drawn          | Checked    |
| <b>April 2020</b>                       | <b>BM</b>      | <b>LB</b>  |
| Purpose/Status                          |                |            |
| <b>PLANNING</b>                         |                |            |
| Check all dimensions and levels on site |                |            |

Only to be used on the site for which designed. The electronic transmission of designs/information contained in this drawing is carried out entirely at the User's risk and Kendall Kingscott Ltd. will have no liability for any errors or inaccuracies arising therefrom. The production of amended or updated information from the said designs/information by the User is entirely the responsibility of the User and Kendall Kingscott Ltd. shall have no responsibility in respect thereof whatsoever.