

Census 2021 Population Profile

Trans Population

May 2025

Insight, Performance and Intelligence
www.bristol.gov.uk/population



CENSUS 2021 POPULATION PROFILE

TRANS POPULATION IN BRISTOL

CONTENTS

Trans Population headlines	2
1.0 Reliability of Census 2021 estimates of gender identity	3
2.0 Overview	4
3.0 Gender identity in Bristol.....	4
4.0 Gender identity differences in age, sexual orientation, health, disability & housing ...	5
4.1 Age profile.....	5
4.2 Sexual orientation	6
4.3 Health.....	7
General health.....	7
Health issues and disability	7
4.4 Housing	8
Housing tenure.....	8
Housing type.....	9
Overcrowding.....	9
4.5 Household composition	10
5.0 Further information	10

TRANS POPULATION HEADLINES

CAVEAT

The Census 2021 estimates are considered broadly in line with other data on gender identity however there are patterns in the data that suggest some respondents may not have interpreted the gender identity question as intended, most notably those with lower levels of English language proficiency.

Given these uncertainties, as well as the impact of non-response, the gender identity estimates from Census 2021 are no longer accredited as 'Official statistics' and are instead classified as 'Official statistics in development'.

Gender identity estimates from Census 2021 should not be used as precise estimates to support service delivery but can be used to provide insights. It is recommended that the Census 2021 gender identity subcategories (ie transwoman, transman, non-binary and other identities) should not be used.

The question was voluntary and only asked of those aged 16 years and over

NUMBERS

- 3,220 people in Bristol identify as Trans
- 0.83% of the population aged 16 and over in Bristol identify as Trans, higher than the England & Wales average (0.54%).

SEXUAL ORIENTATION

- More than half (52%) of the Trans population identify as Lesbian, Gay, Bi-sexual or other (LGB+), compared with 6% of people who don't identify as Trans.

AGE

- 60% of those who identified as Trans were aged between 16 and 34 years (for comparison, 39% of the total population are aged 16-34 years).

DISABILITY AND HEALTH

- Despite having a younger age profile, twice as many people who identified as Trans had a disability that limited day-to-day activities – 38% compared with 19% of people not identifying as Trans.

HOUSING

- Almost half (47%) of the Trans population privately rent, significantly higher than people not identifying as Trans (28%).

1.0 RELIABILITY OF CENSUS 2021 ESTIMATES OF GENDER IDENTITY

The voluntary gender identity question on Census 2021 was the first of its kind. It has provided a unique opportunity to learn more about gender identity in England and Wales and the best approach to collecting high quality data on this topic.

The Census 2021 estimates are considered broadly in line with other data on gender identity however there are patterns in the gender identity estimates from Census 2021 that suggest some respondents may not have interpreted the gender identity question as intended, most notably those with lower levels of English language proficiency. Some people may have unintentionally given an answer that they had a gender identity different from their sex registered at birth (ie Trans); this has increased uncertainty in the gender identity estimates, compared with other Census 2021 estimates.

Given other sources of uncertainty, not least the impact of question non-response, ONS cannot say with certainty whether the census estimates are more likely to be an overestimate or an underestimate of the total number of trans people aged over 16 years in England and Wales.

Given these uncertainties, the gender identity estimates from Census 2021 are no longer accredited 'Official statistics' and are instead classified as 'Official statistics in development'. This better reflects their innovative nature and the evolving understanding of gender identity.

Gender identity estimates from Census 2021 should not be used as precise estimates to support service delivery but can be used to provide insights.

The Census 2021 estimate of the trans population of England and Wales aged 16 years and over (0.54%) gives an indication of the size of the population; this is broadly consistent with other sources, but caution is needed for estimates of gender identity subcategories.

ONS analysis concludes that Census 2021 gender identity estimates broken down by age, sexual orientation, housing, health, disability, and unpaid care can be used to provide insights on the relationship between gender identity and these variables. However, as a result of patterns seen in the data, ONS are less confident in the reliability of breakdowns by Trans identity sub-categories (ie transwoman, transman, non-binary and other identities) as well as by other variables, partly because of how these variables correlate with English language proficiency.

Further information

- [Gender identity: age and sex, England and Wales - Office for National Statistics](#)
- [Census 2021 gender identity estimates for England and Wales, additional guidance on uncertainty and appropriate use](#)

Caveat to use with Census 2021 gender identity data

Reliability of Census 2021 estimates

The Census 2021 estimates are considered broadly in line with other data on gender identity however there are patterns in the data that suggest some respondents may not have interpreted the gender identity question as intended, most notably those with lower levels of English language proficiency.

Given these uncertainties, as well as the impact of non-response, the gender identity estimates from Census 2021 are no longer accredited as 'Official statistics' and are instead classified as 'Official statistics in development'.

Gender identity estimates from Census 2021 should not be used as precise estimates to support service delivery but can be used to provide insights. It is recommended that the Census 2021 gender identity subcategories (ie transwoman, transman, non-binary and other identities) should not be used.

2.0 OVERVIEW

People with a 'Gender identity different from sex registered at birth' are referred to collectively as 'Trans' throughout this profile. All the analysis is for the population aged 16 years and over.

Gender identity refers to a person's sense of their own gender, whether male, female or another category such as non-binary. This may or may not be the same as their sex registered at birth.

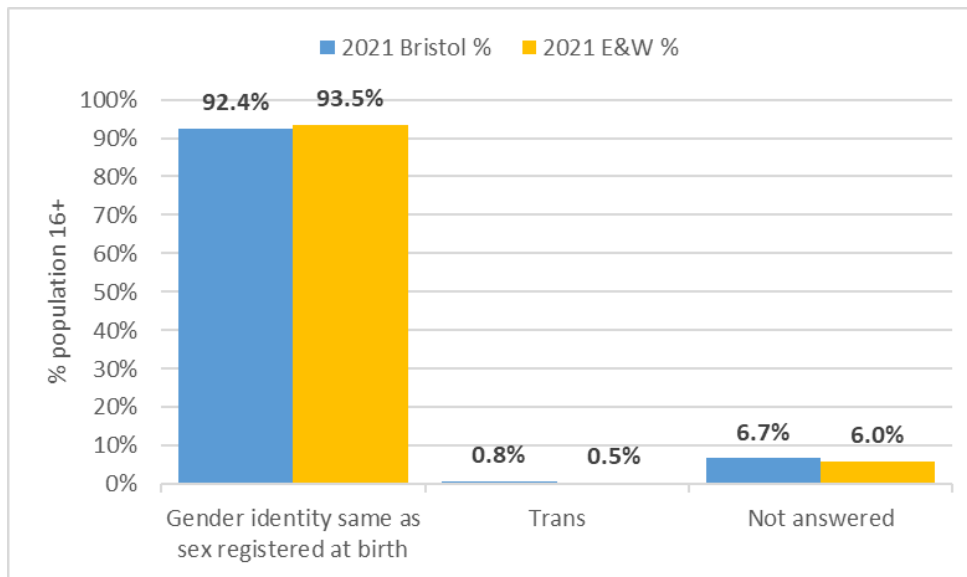
The question on gender identity was new for Census 2021. It was added to provide the first official data on the size of the Trans gender population in England and Wales. The question was voluntary and was only asked of people aged 16 years and over. People were asked "Is the gender you identify with the same as your sex registered at birth?" and had the option of selecting either "Yes" or selecting "No" and writing in their gender identity.

3.0 GENDER IDENTITY IN BRISTOL

The census question on gender identity was a voluntary question asked of those aged 16 years and over. The question asked "Is the gender you identify with the same as your sex registered at birth?"

In Bristol, 363,494 (93.3%) people aged 16 years and over answered the question. In total, 360,274 (92.4%) answered "Yes" and 3,220 (0.83%) answered "No". The remaining 26,214 (6.7%) did not answer the question.

Figure 2: Gender identity as a % of population aged 16+
Source: ONS Census 2021

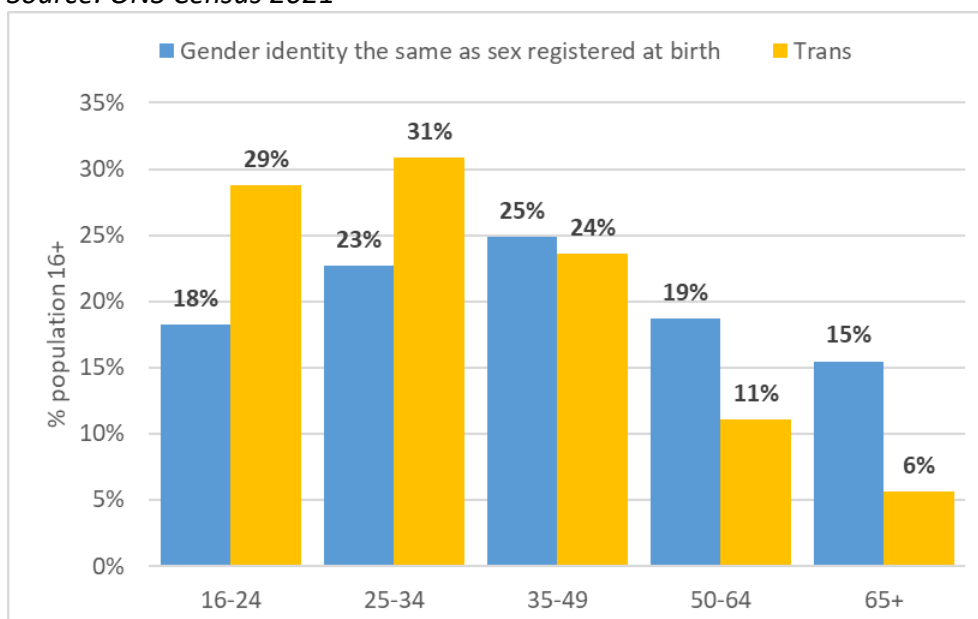


The proportion of the population aged 16 and over with a gender identity different from their sex registered at births in Bristol is higher than the England and Wales average - 0.83% and 0.54% respectively (Figure 2).

4.0 GENDER IDENTITY DIFFERENCES IN AGE, SEXUAL ORIENTATION, HEALTH, DISABILITY & HOUSING

4.1 AGE PROFILE

Figure 5: Gender identity and age profile in Bristol
Source: ONS Census 2021

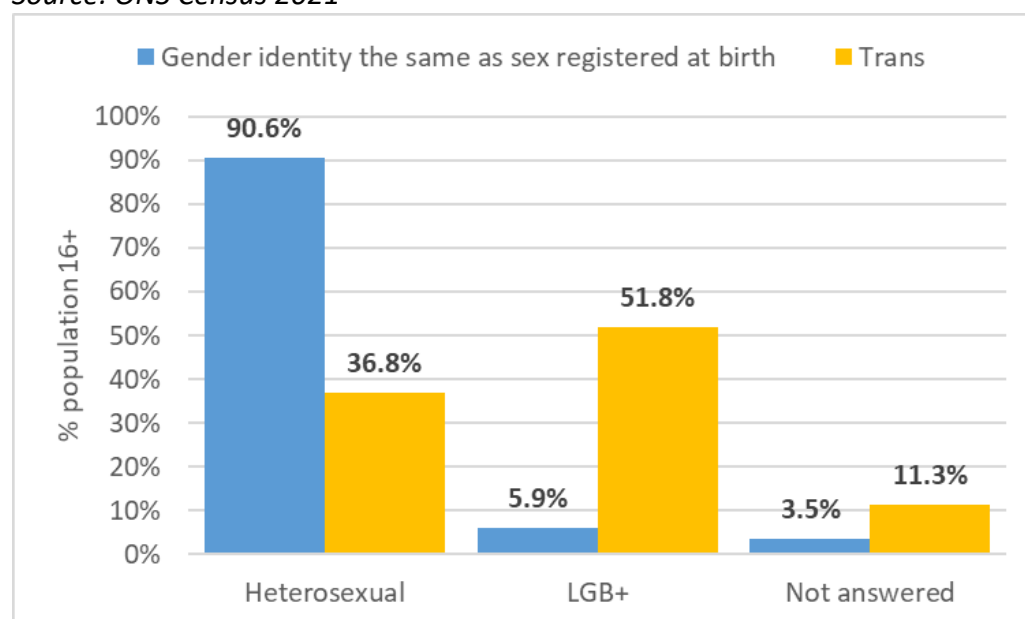


4.2 SEXUAL ORIENTATION

Sexual orientation is an umbrella term covering sexual identity, attraction, and behaviour. For an individual respondent, these may not be the same. For example, someone in an opposite-sex relationship may also experience same-sex attraction, and vice versa. This means the statistics should be interpreted purely as showing how people responded to the question, rather than being about whom they are attracted to or their actual relationships.

Figure 6: Gender identity and sexual orientation in Bristol

Source: ONS Census 2021



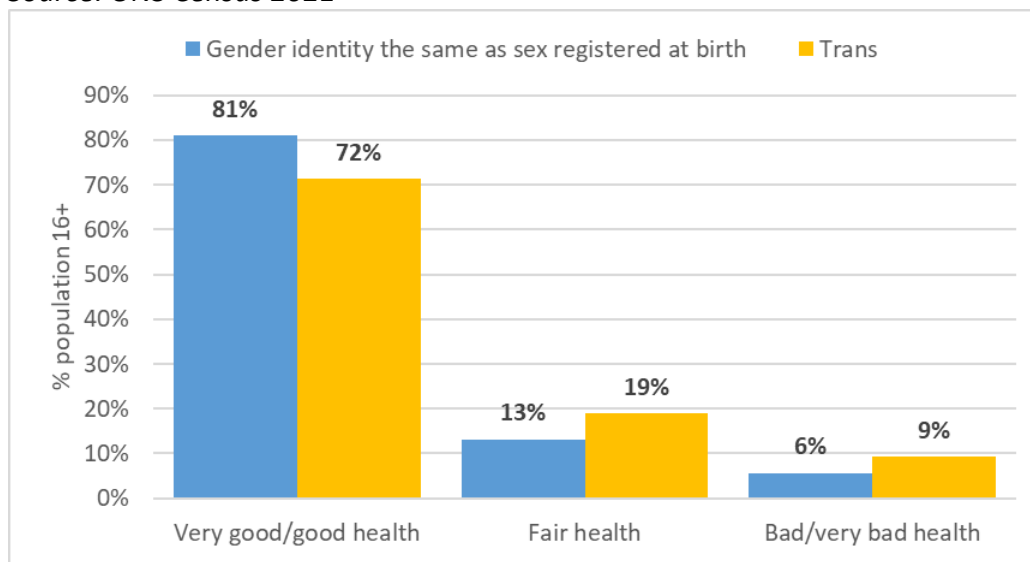
The question on sexual orientation was new for Census 2021. The question was voluntary and only asked of those aged 16 years and over. People were asked “Which of the following best describes your sexual orientation?” The different sexual orientations that people could choose from included: ‘Straight or Heterosexual’; ‘Gay or Lesbian’; ‘Bisexual’; or ‘Other sexual orientation’. If they selected ‘other sexual orientation’, they were asked to write in the sexual orientation with which they identified.

4.3 HEALTH

GENERAL HEALTH

Figure 12: Gender identity and general health in Bristol

Source: ONS Census 2021

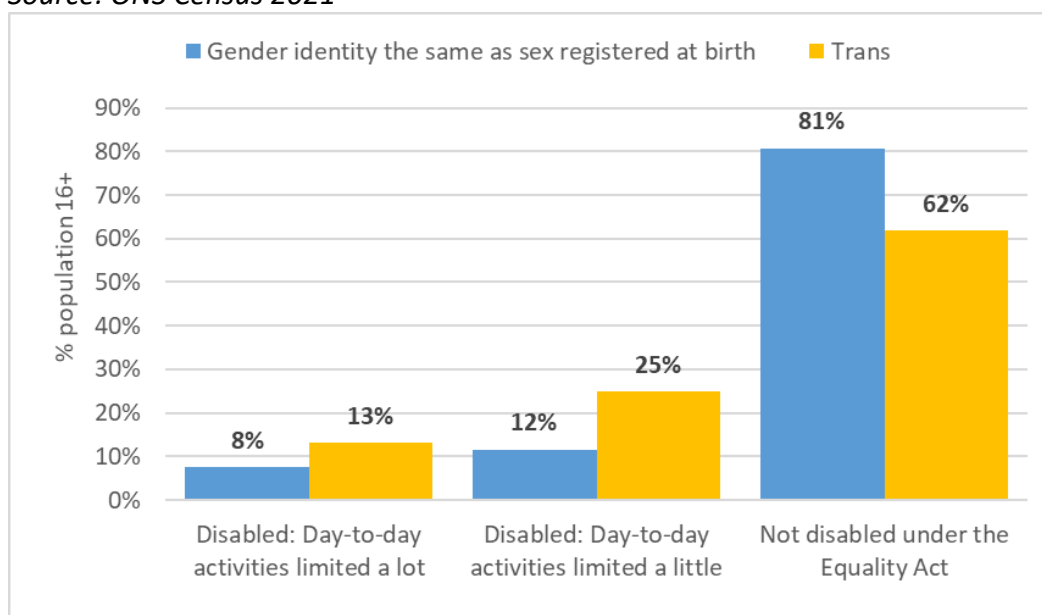


HEALTH ISSUES AND DISABILITY

This data uses the Census 2021 Equalities Act definition of disability, that is including people who have physical or mental health conditions or illnesses that negatively impact their daily life either a lot or a little. See [Equalities Statistics Guide](#).

Figure 13: Gender identity and long-term physical or mental health conditions or illnesses that negatively impact daily life in Bristol

Source: ONS Census 2021



Disability is self-reported on the census and broadly follows the same trends as overall health. People are considered disabled if they reported being limited ‘a little’ or ‘a lot’ in their day-to-day activities by a long-term physical or mental health condition or illness. This aligns with the Equality Act (2010) definition.

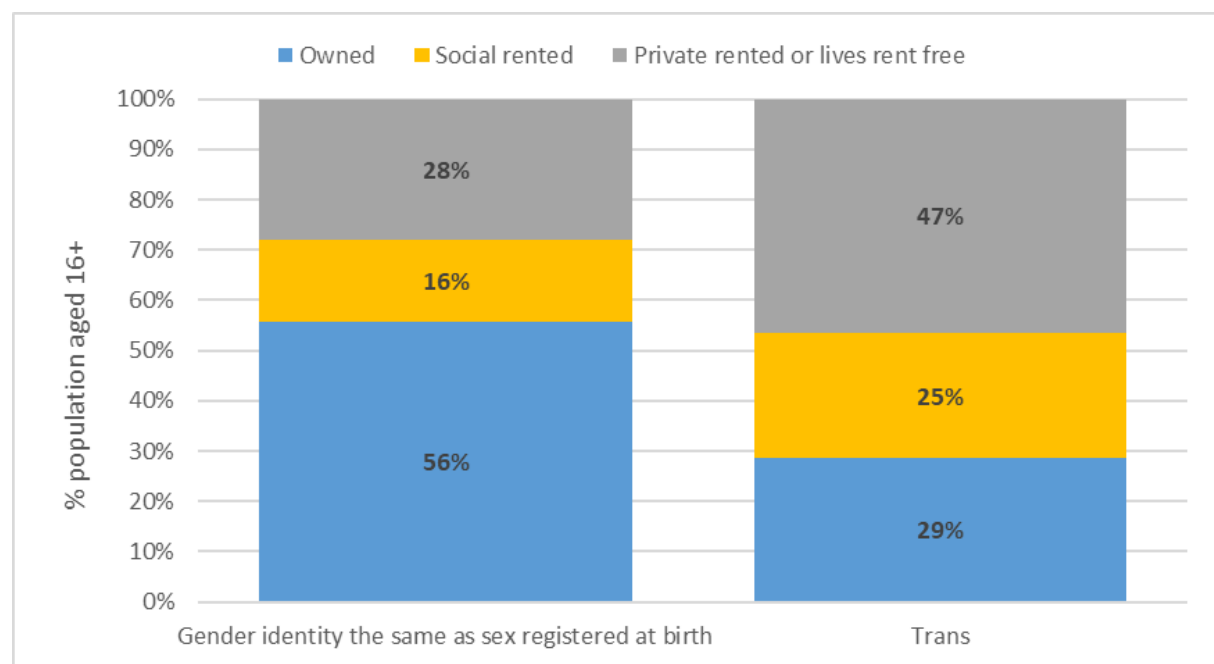
4.4 HOUSING

HOUSING TENURE

The census tells us if people lived in a home that is owned outright, owned with a mortgage or loan, or if they lived in a rented home. If rented, the census tells us if that was social rented housing (such as from a council or housing association), private rent, or if they were living rent free (for example, in a home owned by a family member or friend). Gender identity is individual, so we are looking here at percentages of people, rather than the percentage of rented or owned properties.

Figure 17: Gender identity and housing tenure in Bristol

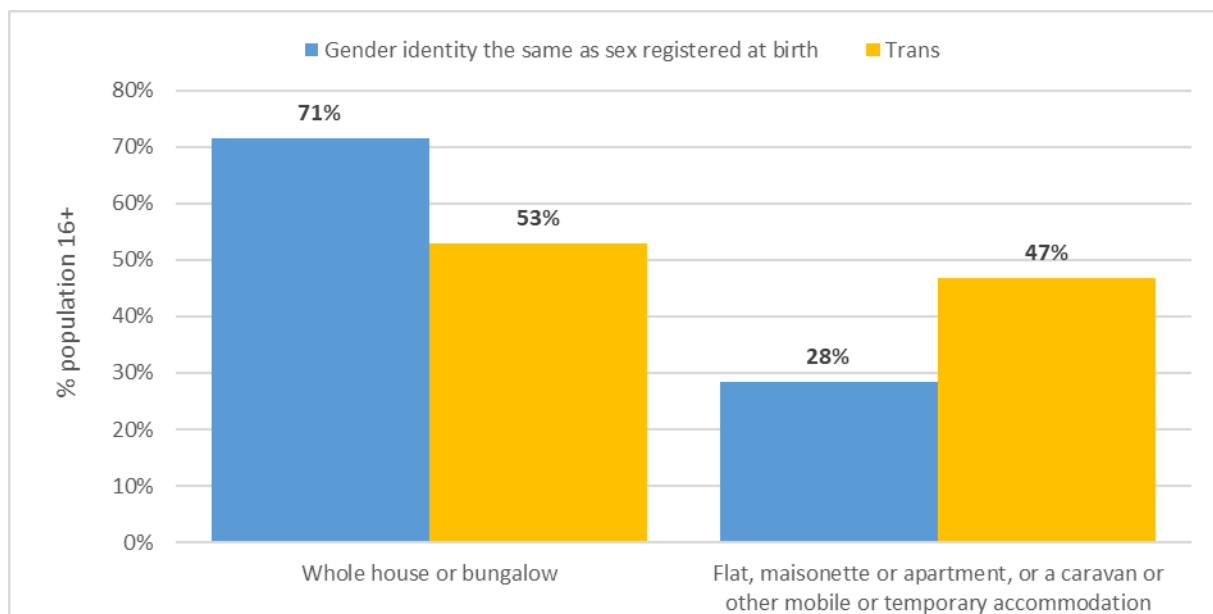
Source: ONS Census 2021



HOUSING TYPE

Figure 18: Gender identity and accommodation type in Bristol

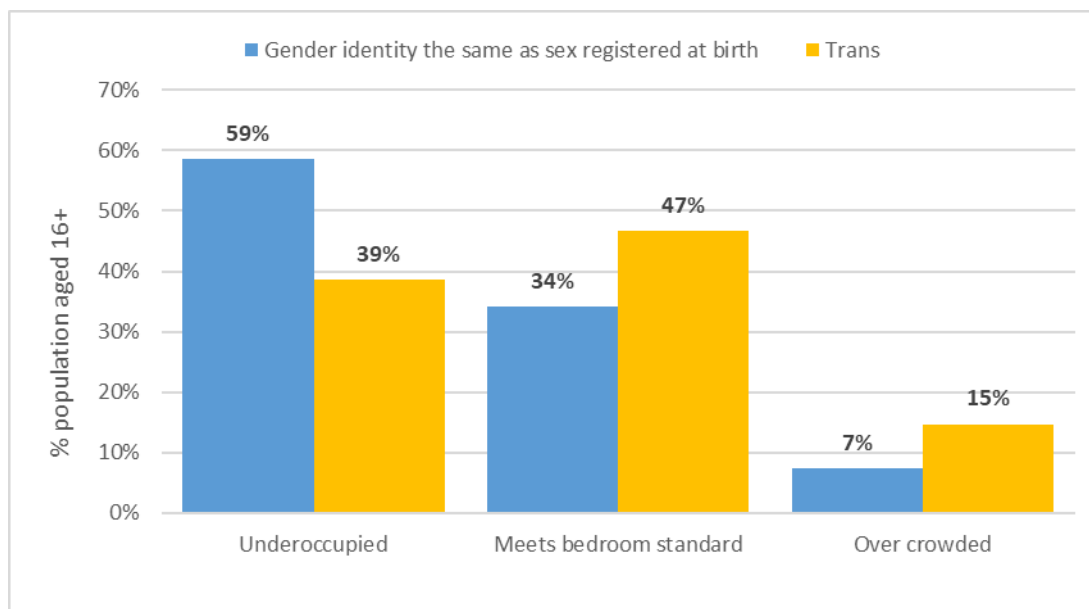
Source: ONS Census 2021



OVERCROWDING

Figure 19: Gender identity and occupancy rating in Bristol

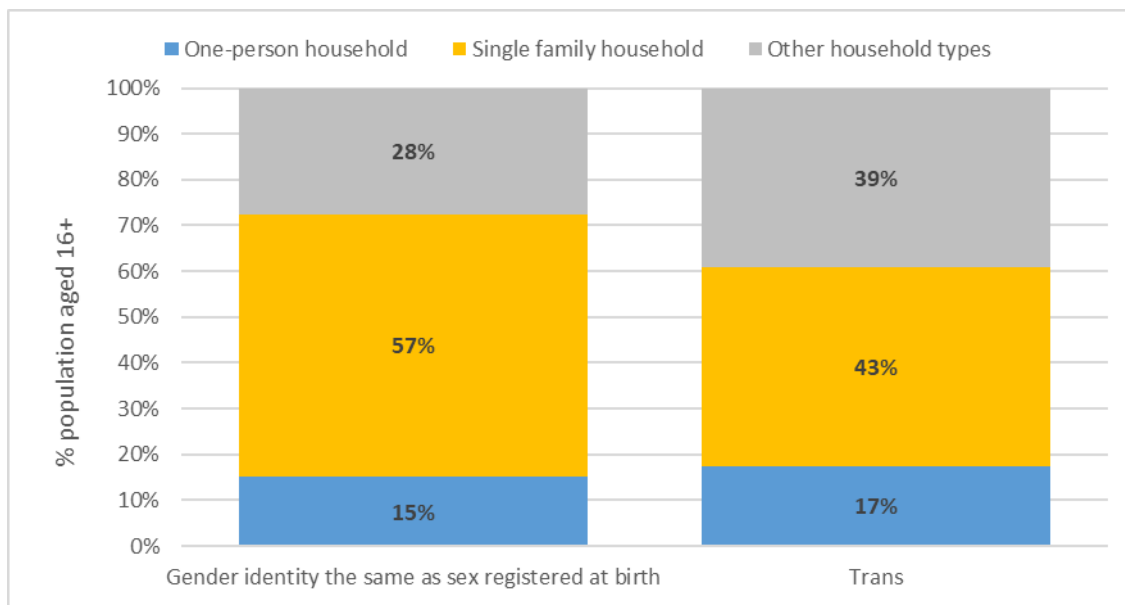
Source: ONS Census 2021



4.5 HOUSEHOLD COMPOSITION

Figure 20: Gender identity and household composition in Bristol

Source: ONS Census 2021



Note: 'Other household types' include households that aren't just one person or one family and include all student households and houses in multiple occupation (HMOs).

5.0 FURTHER INFORMATION

Quality of gender identity estimates and guidance on use:

- [Quality of Census 2021 gender identity data - Office for National Statistics \(ons.gov.uk\)](https://ons.gov.uk/people-and-population/census2021/articles/quality-of-census-2021-gender-identity-data)
- [Census 2021 gender identity estimates for England and Wales, additional guidance on uncertainty and appropriate use](https://ons.gov.uk/people-and-population/census2021/articles/census-2021-gender-identity-estimates-for-england-and-wales-additional-guidance-on-uncertainty-and-appropriate-use)

ONS Census 2021 articles on gender identity:

- [Gender identity, England and Wales - Office for National Statistics \(ons.gov.uk\)](https://ons.gov.uk/people-and-population/census2021/articles/gender-identity-england-and-wales)
- [Gender identity: age and sex, England and Wales - Office for National Statistics \(ons.gov.uk\)](https://ons.gov.uk/people-and-population/census2021/articles/gender-identity-age-and-sex-england-and-wales)

Alongside this profile, a new interactive [Equalities Dashboard](#) presents more detailed results from Census 2021. Each equalities group is available for a selection of age groups and by ward.

More information about census results for Bristol, including links to our Census 2021 Dashboards, can be found on the [Bristol City Council Census web page](#). Links to a selection of useful ONS Census tools can also be found here.

A guide to equalities statistics and profiles for other population groups, together with wider information about the Bristol population can be found on our [population web page](#).

If you have any questions about this report please contact:

Strategic Intelligence and Performance - Bristol City Council

Email: research@bristol.gov.uk