



Childcare Sufficiency Assessment 2024

Early Years and Childcare Service

Contents

Foreword	3
Introduction	3
Executive Summary.....	4
Demographics of Bristol	5
Population of Children.....	7
Supply of Childcare & Childcare Market in Bristol	9
Quality of Childcare.....	11
Children with Special Educational Needs and Disabilities (SEND)	12
Vulnerable Children.....	14
Costs of Childcare	16
Holiday Activity and Food Programme (HAF)	18
Parent Engagement Survey.....	19
Under 2 year old Sufficiency.....	23
2 year old Sufficiency	24
3 and 4 year old Sufficiency	25
5-14 year olds Sufficiency	26
Conclusions & Recommendations.....	27
Appendix 1: Distribution of Childcare across Bristol by Provider Type	29
Appendix 2: Childcare Costs by Ward	31
Appendix 3: Under 2 year old Sufficiency by Ward.....	34
Appendix 4: 2 year old Sufficiency by Ward.....	36
Appendix 5: 3 and 4 year old Sufficiency by Ward	38
Appendix 6: 5-14 year old Sufficiency by Ward	40

Foreword

The Childcare Act [2006](#) (sections 7, 12 and 13) and [2016](#) (sections 1 and 2) place a duty on every local authority to ‘secure sufficient childcare, so far as is reasonably practicable, for working parents, or parents who are studying or training, for children aged 0-14 (or up to 18 for disabled children)’. Under these duties, Bristol City Council is required to undertake an annual childcare assessment and report this to Council Members to demonstrate that the duty is being met. This report provides an analysis of this assessment to inform decisions about Bristol’s current or future childcare needs and is available for parents and providers to use.

Respondents

All providers were invited to complete the survey between July and September 2024, reflecting on their sufficiency in April 2024.

Provider Type	Number of Respondents
Academy Sector School (no nursery class)	9
Academy Sector School with a nursery class	24
Childminder (independent)*	64
Childminder registered with an agency*	3
Governor led service	1
Independent school with nursery / reception class	6
Local authority managed children's centre	3
Maintained sector nursery school	1
Maintained Sector Primary School (no nursery class)	13
Maintained Sector School with a nursery class	4
Private day nursery	14
Voluntary playgroup or preschool	91
Total	253

* Please note that only 67 of 285 childminders responded to the survey (24%)

Introduction

This assessment shows a ward-by-ward overview of the childcare market as at April 2024 with a citywide summary at the end. The Childcare market in every local authority changes on a frequent basis, not only as the academic year progresses but also as new providers of childcare open and close their businesses.

Throughout this document, there is a strong focus on the Free Early Education Entitlement (FEEE). The delivery of the FEEE through childcare providers to families

in Bristol is governed by statutory guidance from the Department for Education (DfE) and covers four main areas:

- 15 hour entitlement for Eligible 2 year olds
- 15 hour entitlement for working parents of 2 year olds (new for April 24)
- 15 hour entitlement for parents of 3 and 4 year olds (the Universal Free Hours)
- 30 hour entitlement for working parents of 3 and 4 year olds (previously known as the Extended Free Hours)

At the time of this assessment, the provision for Under 2s was not yet in place (which began in September 2024), so is not reflected in this report, but will be included in the 2025 edition of Bristol City Council's Childcare Sufficiency Assessment.

Further information about the FEEE can be found online:

<https://www.gov.uk/government/publications/early-education-and-childcare--2>

Executive Summary

Bristol was sufficient for childcare places for all ages on a citywide basis in 2024, but there was less than desired sufficiency for Under 2s places, knowing that the expansion of childcare was impending in September 2025. This was pre-emptively addressed by the allocation of £650K of capital grant funding to grow the number of places, but more places will be needed for September 2025.

For 2, 3 and 4 year olds there has been an increase in the number of places since the last report of 2022, with 'wrap around' childcare places for 5-14 year olds holding steady. This has only been possible with the continued support of our providers in all sectors.

Overall, Bristol's providers have coped well with the Government's implementation of the [expansion of childcare](#) and we are proud of the work they do with our youngest citizens.

Demographics of Bristol

About Bristol

Bristol is the second largest city in the South West with a population of nearly 483,000 (mid 2023 ONS), representing a 10% increase in 10 years. It is the second largest growing Core City (of eleven) and hosts over 287 different ethnic groups

Sources: ONS 2023 Mid Year Population Estimates & Core Cities

<https://www.ons.gov.uk/peoplepopulationandcommunity/populationandmigration>

<https://www.corecities.com/our-cities/bristol>



Wards

The areas of Bristol are divided into 'electoral wards' totalling 34. The population density is 4300 people per square kilometre; similar to Liverpool, Nottingham, Reading and Outer London.

Source: Census 2021

<https://census.gov.uk/census-2021-results/phase-one-first-results>

Children in Bristol

Overall, there are more children living in Bristol than people aged 65 and over.

Bristol's 81,800 children make up 16.9% of the total population. The number of children as a proportion of the total population continues to fall due to lower numbers of births

Source: The Population of Bristol

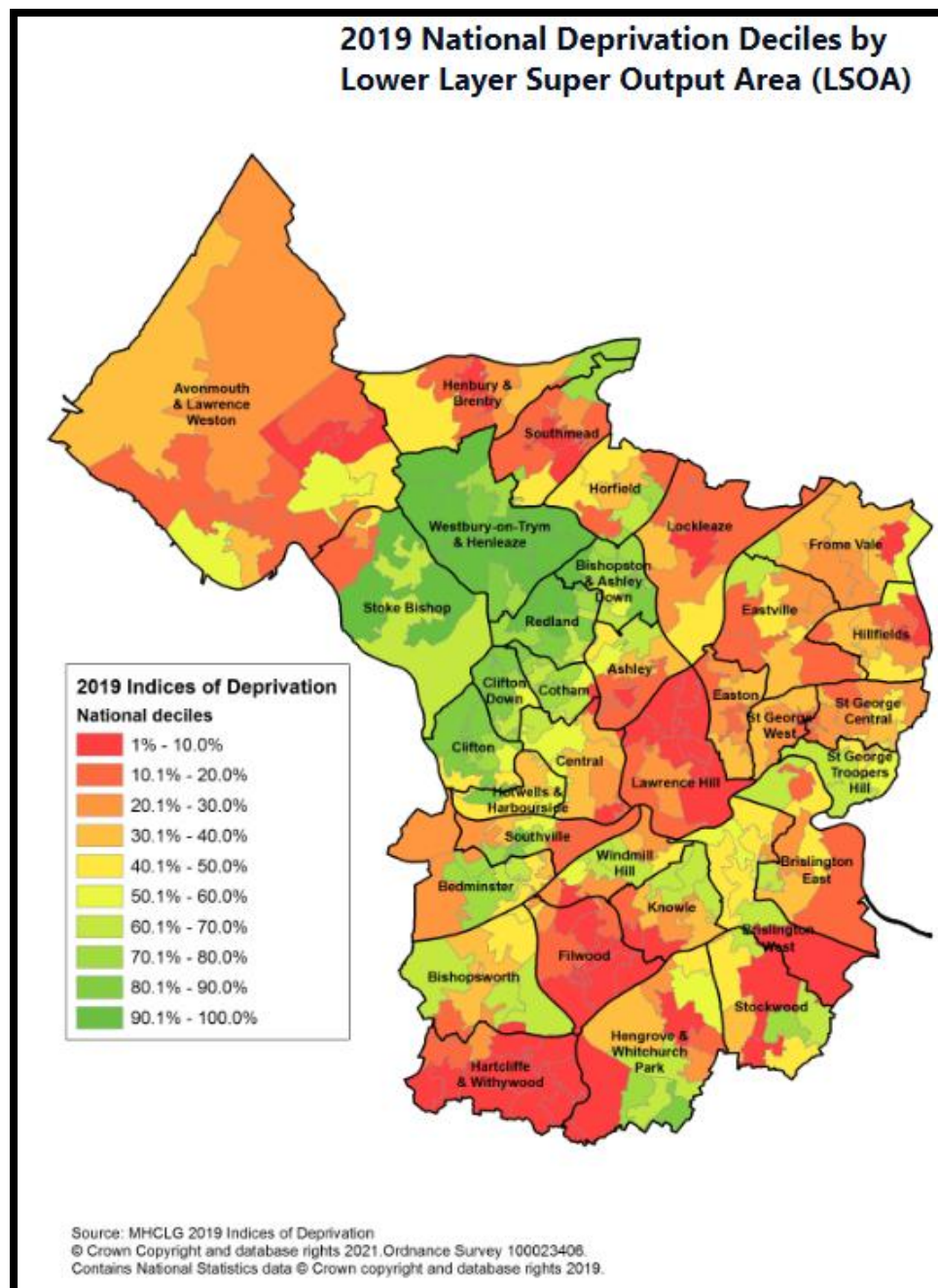
<https://www.bristol.gov.uk/files/documents/7060-population-of-bristol-december-2023/file>



Deprivation

The Ministry of Housing, Communities and Local Government release statistics regarding deprivation called the [English Indices of Deprivation](#) (currently 2019). Wards are measured in small local area levels based on seven different facets of deprivation. Nearly 22% of children (17,955) under 16 live in a relative low income family. This has increased from nearly 18% in 2021/2022.

Source: <https://www.gov.uk/government/collections/children-in-low-income-families-local-area-statistics#full-publication-update-history>



Employment

Employment and un-employment are key factors in the eligibility of some of the free entitlements. In December 2022, the employment rate in Bristol was 78.5% with 2,57,100 working age residents in employment. This is nearly 0.5% more in 1 year (2021-2022). This is also the highest of the UK Core Cities (see below) and well above the national rate of 75.6%

In March 2023, 10,905 working age residents were claiming out of work benefits (3.3% of the city's population) which has been steadily decreasing over the past year (from 6% in March 2022).

Source: Economy and Employment – Bristol Key Facts

<https://www.bristol.gov.uk/files/documents/1840-bristol-key-facts-2022/file>

Core Cities UK

Core Cities UK is an alliance of 11 cities - Belfast, Birmingham, Bristol, Cardiff, Glasgow, Leeds, Liverpool, Manchester, Newcastle, Nottingham and Sheffield. Its mission is to unlock the full potential to create a stronger, fairer economy and society. This is achieved by putting people and the environment first and creating globally competitive cities through practical solutions to challenges.

As one of the core cities, Bristol contributes more than a quarter of the UK economy.

Source: <https://www.corecities.com/our-cities/bristol>

Housing

Bristol has 205,270 dwellings (March 2022) and is working towards ensuring 2000 homes are built each year, with 1000 of those affordable.

Source: Housing – Bristol Key Facts

<https://www.bristol.gov.uk/files/documents/1840-bristol-key-facts-2022/file>

Population of Children

Number of children per ward by age

The UK population has increased since 2022, from 66.8 to 68.3 million people, however the total number of children by age has decreased. Between the ages of birth to 14, this has reduced by just over 4,000 children.

For the purposes of checking sufficiency of childcare places, we look at Bristol's population and group children into age bands – under 2, 2 year olds, 3 and 4 year olds and 5-14 year olds (i.e. children who are young enough to need childcare).

Sources: ONS Census 2021 and Bristol City Council Key Facts 2022 and GP Live Birth Data

<https://www.ons.gov.uk/peoplepopulationandcommunity/populationandmigration>

<https://www.bristol.gov.uk/files/documents/1840-bristol-key-facts-2022/file>

Ward name	Under 2s	2 year olds	3 and 4 year olds	5 to 14 year olds
Ashley	433	193	417	1751
Avonmouth and Lawrence Weston	544	269	577	3081
Bedminster	344	135	313	1126
Bishopston and Ashley Down	232	122	289	1389
Bishopsworth	317	136	311	1444
Brislington East	247	155	278	1418
Brislington West	363	179	322	1190
Central	220	110	191	663
Clifton	119	57	97	717
Clifton Down	106	38	112	494
Cotham	126	64	106	611
Easton	442	170	353	1413
Eastville	327	161	370	1640
Filwood	290	151	292	2169
Frome Vale	314	141	281	1510
Hartcliffe and Withywood	628	350	701	3072
Henbury and Brentry	341	184	373	1752
Hengrove and Whitchurch Park	392	204	380	2307
Hillfields	322	150	346	1789
Horfield	293	163	317	1405
Hotwells and Harbourside	44	22	38	234
Knowle	309	162	330	1949
Lawrence Hill	453	239	572	2908
Lockleaze	279	127	326	1824
Redland	139	76	208	1719
St George Central	293	126	261	1394
St George Troopers Hill	293	134	260	662
St George West	347	184	316	661
Southmead	92	55	87	1912
Southville	211	102	177	1134
Stockwood	212	124	216	1362
Stoke Bishop	158	115	215	1338
Westbury-on-Trym and Henleaze	317	181	448	2900
Windmill Hill	364	133	334	1400
Citywide	9,911	4,912	10,214	52,338

Supply of Childcare & Childcare Market in Bristol

Children attending a childcare provider are only limited by the admissions criteria each provider sets out in their individual policy. Unlike school age children, this means that parents can choose to access childcare wherever they choose and are not limited by ‘catchment zones’. Parents can also choose to access childcare in neighbouring local authorities. The only limitation is that to access free childcare, this must be within England, so Bristol’s location so close to the Welsh border can sometimes mean that children living in Wales and commuting to Bristol (e.g. for a parent’s work) cannot claim.

Children Accessing Childcare in their home ward

Over 50% of children aged 2, 3 or 4 access childcare in a ward that is different to their home ward (i.e. travel for childcare). Data is not available for children Under 2 until September 2024, so will appear in the next edition of this report.

Distribution of Childcare across Bristol by Provider Type

There are 462 registered providers in Bristol, ranging from independent Childminders to Multi Academy Trusts. A ward breakdown is available in appendix 1.

Availability of Childcare – delivery method

Providers can choose whether to open on a term-time-only (TTO) basis (38 weeks a year) or an all-year-round (AYR) basis (47.5 weeks a year or longer). They may also offer both types of delivery.

Sector	All year round	Both	Term time only	Grand Total
Academy Sector School (no nursery class)			9	9
Academy Sector School with a nursery class			24	24
Childminder (independent)	45	4	15	64
Childminder registered with an agency	2	1		3
Governor led service		1		1
Independent school with nursery / reception class			6	6
Local authority managed children's centre	1		2	3
Maintained Nursery School			1	1
Maintained sector nursery school		1	12	13

Maintained Sector Primary School (no nursery class)			4	4
Maintained Sector School with a nursery class			14	14
Private day nursery	72	4	15	91
Voluntary playgroup or preschool			20	20
TOTAL	120	11	122	253

Maintained schools and academies tend to operate on a TTO basis, mainly due to the schedule of their older year groups. Childminders and Private providers deliver most of the AYR provision (i.e. throughout the school holidays).

** Only 23% of Childminders responded to the survey.

Availability of childcare - hours

Providers can choose what times to operate, however free childcare is only payable between 06:00 and 20:00. The average day citywide remained the same as 2022, starting at 08:30, but the closing time was earlier than 2022 (16:30) at 1600.

The earliest opening time remained the same as 2022 (07:30), as did the latest closing time (at 18:00). All sectors are open during core hours (09:00 – 15:30) and all sectors (except nursery classes of academy and maintained sector primary schools) offer 'wrap around' childcare (i.e. provision outside of the core hours) which is essential for working parents.

Days of the Week

There is a reduction in the number of providers open for a full 5 day week (down from 90% in 2022 to 79% in 2024). None open at weekends.

When combined, the most frequently opened weekday remained the same as 2022 (Wednesday), as did the least frequently opened weekday (Friday).

Providers offering Free Early Education Entitlement

Whilst offering funded hours is voluntary for all childcare providers, it is a driving force behind the demand for places across England. In Summer 2024, 98% of all group childcare providers were offering funded places (i.e. not including childminders).

Provider Type	% Offering Funded Places
Academy Sector School (no nursery class)	n/a
Academy Sector School with a nursery class	100%
Childminder (independent)	52%
Childminder registered with an agency	50%

Governor led service	100%
Independent school with nursery / reception class	86%
Local authority managed children's centre	100%
Maintained sector nursery school	100%
Maintained Sector Primary School (no nursery class)	n/a
Maintained Sector School with a nursery class	100%
Private day nursery	100%
Voluntary playgroup or preschool	100%

Providers offering Eligible 2 Year Old places

Childcare providers who have a good or outstanding Ofsted judgment can choose to offer places to children a year earlier than the start of their universal free entitlement. [Eligibility of children is determined by a national criteria based](#) in the majority on household income under £15,400 per annum. We call this cohort our 'Eligible 2 year olds'. In Summer 2024, 68% of all group providers offering free hours offered places to Eligible 2 year olds (an increase of 6% from 2022). A further 40% of Childminders were also offering places to Eligible 2 year olds.

Quality of Childcare

Below are the quarter 1 of 2023/24 (Summer Term 2024) Ofsted outcomes.

Provider Type	Ofsted Judgements Q1 2023/24			
	Outstanding	Good	Requires Improvement	Inadequate
Academy / Maintained / Independent school sector nursery classes**	4	16	0	1
Childminders*	26	153	2	3
Maintained sector nursery school	4	6	1	1
Private / Voluntary / LA Managed Children's Centres*	20	95	3	0

*the remaining providers have yet to be inspected.

** statistics include primary schools with no early years provision

Children with Special Educational Needs and Disabilities (SEND)

Children in Bristol are supported with their SEND in many ways, including through;

- [Support and training from Portage and Inclusion Workers](#) including onsite visits
- [Portage home visiting service](#)
- [A graduated approach](#)
- Makaton training
- [Educational Psychology support](#)
- [Bristol Autism Team](#)
- [Additional funding](#) (Early Years SEN Panel)

Providers in Bristol are supported with the delivery of SEND places through:

- [Dingley's Promise](#)
- [Ordinarily Available Provision](#) (OAP)
- [Local Offer](#)

The take up of the Free Early Education Entitlement of children with SEND in Bristol is high in relation to Local Authorities nationally.

We receive data from the Department for Work and Pensions (DWP) on the number of Eligible 2 year olds who claim Disability Living Allowance (DLA) and consistently above 90% of these children are attending an early years setting. Our Early Years Inclusion Officer provides dedicated support to parents whose children claim DLA to support them in accessing a place for their child and ensures the setting are able access the appropriate training if required to support a child.

The Early Years Service provides support to all early years providers from the Early Years Portage and Inclusion Team to ensure they feel confident in including children with SEND. The team offers SENCO Network sessions across the city, they also provide various training opportunities both on a city wide basis and also for Inset Days at individual settings as well as offering each early years setting regular visits.

Early Years SEND Panel Funding

We have in place an Early Years SEN Panel (also called Inclusion Funding) which enables early years providers to apply for additional funding to enable them to include children with SEND. The funding is allocated to support children for the total number of hours they attend the setting covering paid as well as funded hours.

The information below looks at the allocation of Early Years SEN Panel funding over the previous 3 years. Providers apply for funding through the Early Years SEN Panel which is funded through the Early Years National Funding Formula

The information below looks at the allocation of Early Years SEN Panel funding over the previous 3 years. Providers apply for funding through the [Early Years SEN Panel](#) which is funded through the Early Years National Funding Formula.

Financial Year	Children by Age			Band Awarded			
	Under 2	2 Years Old	Over 3 Years Old	1	2	3	4
2019/2020	29	161	318	21	132	244	101
2020/2021	11	82	332	9	80	259	77
2021/2022	14	124	437	18	126	295	136
2022/2023	15	118	504	21	187	301	128
2023/2024	15	121	582	43	188	355	126

Education, Health and Care Plans (EHCP) in Early Years

Whilst an EHCP is not required to enable children to access their early years provision, Early Years SEN Panel funding is available.

Some children continue to be assessed. The information below shows the number of children awarded an EHCP whilst in their Early Years setting

Financial Year	Number of children awarded an EHCP
2019/2020	103
2020/2021	147
2021/2022	125
2022/2023	79
2023/2024	175

Disability Access Fund (3 and 4 year olds)

Early Years providers can claim Disability Access Fund (DAF) for children who are claiming Disability Living Allowance (DLA) if they are accessing their free entitlement. In Summer 2024, there were 111 (up from 41 in Summer 2022) children claiming DAF.

Portage

Supported by a team of Portage and Inclusion Specialists, Bristol offers a home visiting service sharing educational and support services for children from birth to 4 years old. Parents and professionals can refer children for this service, which supports children through play.

In the Summer of 2024, 102 children were using the Portage service, supported by a team of Inclusion Specialists.

[Portage home visiting service \(bristol.gov.uk\)](https://bristol.gov.uk)

Eligible 2 year olds (eligible due to claiming Disability Living Allowance (DLA))

Children who are eligible for Disability Living Allowance (DLA) are eligible for a 2 year old place from the term after their 2nd birthday. The Department for Work and Pensions (DWP) shares a list 7 times a year with every local authority of children living in their ward who can apply. Children are not required to only take up within their own local authority.

Of the number of children who were eligible for a 2 year old place in April 2024, 89% were taking up a free place. Over the last 3 years, the average take up has been 99%.

Vulnerable Children

Enhanced Provision

Early Years [Enhanced Provision](#) provides dedicated childcare for children under 2 years of age who are provided with 12 hours a week childcare over 48 weeks of the year; usually provided over 2 days.

Children are referred by a professional working with the family and are scored against a criteria, priority is given to children who score the highest points.

The Early Years Placement Officer Team manage the placements of all children accessing enhanced provision. They are also responsible for ensuring there is a network of Enhanced Provision Childminders across the city that are experienced,

trained and supported in providing high quality day care for children accessing enhanced provision.

In the Summer of 2024, there were 41 children accessing an enhanced provision placement of which 17 (41%) were involved with Social Care and allocated a Social Worker. More Enhanced Provision Childminders are needed across all areas of the city.

Children in Need / Child Protection

In Summer 2024 there were 454 children under 4 years of age open to Social Care, of which 254 children were eligible to access their free early education entitlement.

- There were 58 children on a Child Protection Plan of which 45 (77.5%) were accessing their free hours
- There were 41 children identified as a Child in Need of which 25 (70%) were accessing their free hours
- There were 32 Children in Care of which 18 (56%) were accessing their free hours
- There were 31 children involved with Families in Focus of which 12 (38.7%) were accessing their free hours

Early Years Pupil Premium (EYPP)

From April 2024, 2 year olds were permitted to claim EYPP, as well as children who are 3 or 4 years old claiming universal free hours whose parents meet the [national criteria for Early Years Pupil Premium](#) attract funding for their provider which is used to bridge the gap between them (focusing on their attainment) and their peers from working families.

In Summer 2024, Bristol's claims increased by 23%, with 1,383 children claiming EYPP in Bristol. Hartcliffe and Withywood remained the ward with the most claims.

Costs of Childcare

Hourly Rates paid by Bristol City Council

All local authorities are paid an individual hourly rate for each age range. There are mandatory supplements (like deprivation and EY SEN Panel Funding) and optional supplements (like System Leadership). Additionally, local authorities are permitted to retain up to 5% of the hourly rate for central costs (this is reducing to 4% for 25/26).

All rates are consulted on with all Providers, the Schools Forum and The Full Cabinet before being published each Spring. For further information about the rules governing the rates, please see <https://www.gov.uk/government/publications/early-years-funding-2024-to-2025/early-years-entitlements-local-authority-funding-operational-guide-2024-to-2025>

Age Range	Rate paid to Bristol City Council by the DfE	Rate paid to Provider by Bristol City Council	Rationale for difference
Under 2s	£11.24	£10.77	£0.10 for deprivation £0.03 for EY SEN Panel Funding £0.34 for Central Retention
2 Year Olds	£8.25	£7.85*	£0.10 for deprivation £0.05 for EY SEN Panel Funding £0.25 for Central Retention
3 and 4 Year Olds	£5.97	£5.08	£0.10 for deprivation £0.34 for EY SEN Panel Funding £0.30 for Central Retention £0.16 for System Leadership

Hourly Rates Charged by Provider Type

By sector, the average costs were:

Provider Type	Under 2 year olds	2 year olds	3-5 year olds
Academy Sector School (no nursery class)	n/a	n/a	£3.25
Academy Sector School with a nursery class	n/a	£5.25	£5.42
Childminder (independent)	£6.92	£6.91	£6.89
Childminder registered with an agency	£7.00	£7.00	£7.00
Governor led service	n/a	£8.00	£8.00
Independent school with nursery / reception class	£8.20	£8.16	£8.42
Local authority managed children's centre	£6.97	£6.50	£6.18

Maintained sector nursery school	£6.04	£8.33	£8.20
Maintained Sector Primary School (no nursery class)	n/a	n/a	n/a
Maintained Sector School with a nursery class	n/a	£4.78	£5.90
Private day nursery	£8.33	£7.97	£7.62
Voluntary playgroup or preschool	n/a	£7.18	£6.51
Citywide	£7.52	£7.47	£7.20

There have been significant increases in all ages citywide for charges, with each showing a 19% increase since 2022.

For under 2 year olds, the highest charge per hour increased to £12.00. The lowest was £5.50

For 2 year olds, the highest charge per hour was £11.40. The lowest was £2.67

For 3-5 year olds, the highest charge per hour was £12.80. The lowest was £2,67

Information on the costs by ward are available in appendix 2.

Voluntary Contributions

Historically, Providers were permitted to ask parents to volunteer to offer additional funding if the hourly rate paid by Bristol City Council was not the same as their standard private hourly rate, however in recent years the Department for Education has moved away from this approach, instead asking Providers to only request a voluntary contribution if they are offering more than the required Early Years Foundation Stage experience in their provision.

The cost of the voluntary contribution varied between £5 and £125 per week. The total number of providers making these requests reduced to 30 (from 55 in 2022).

Consumable Charges

As part of the statutory and operational guidance, providers are permitted and encouraged to charge parents for 'consumables' (nappies, wet-wipes, snacks, trips, activities etc.). In September 2024, Bristol City Council clarified what can and cannot be included in charges for consumables and continues to work with many providers to re-write their policies.

The cost of the consumables charges varied between £1 and £130 per week. The total number of providers offering consumables rose from 74 (in 2022) to 93.

Wrap Around Childcare (for children aged 5 to 14 years old)

Breakfast club costs varied from being free, to £6.50 for a session. The most expensive wards were Southville, Clifton Down and Westbury on Trym & Henleaze.

After school clubs also varied, from being free to costing £11.95. The most expensive ward was Brislington West.

Information on the costs by ward are available in appendix 2.

Holiday Activity and Food Programme (HAF)

The holiday activities and food (HAF) programme provides healthy meals, enriching activities, and free childcare places to children from low-income families, benefiting their health, wellbeing and learning. Bristol's approach to the HAF programme, locally called 'Your Holiday Hub', is distinctive and impactful. It focuses on two key elements:

1. **Supporting Unique Providers:** We fund organisations offering specialised opportunities, including adventure playgrounds, social clubs, SEND-specific activities, and other tailored provision.
2. **Community Integration:** Our providers are deeply rooted in their local communities, bringing a rich understanding of the city's diverse needs.

There are currently 18,627 children and young people on Free School Meals (FSM) in Bristol. The Holiday and Food Programme commissioned 58 providers to run a total of 1934 sessions across the year, offering 50,152 spaces to run provision across the Spring, Summer and Winter Holidays during 2024-25.

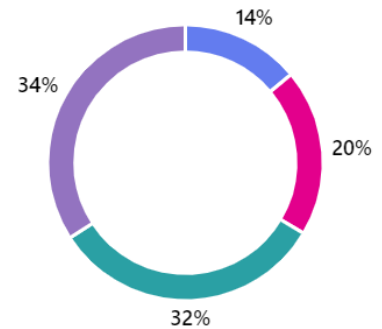
During the Spring 2024 holidays, 2,628 individuals attended a HAF session using 8306 places out of 10552 or, 78.7%. Out of the sessions ran, 90 places were available which were specialist SEND provision of which 33 places were used.

Parent Engagement Survey

Over 300 parents responded to an online survey about childcare. The results below show their responses:

Demographics of parent respondents

● Under 2 years old	44
● 2 years old	62
● 3 or 4 years old	102
● 5+	108

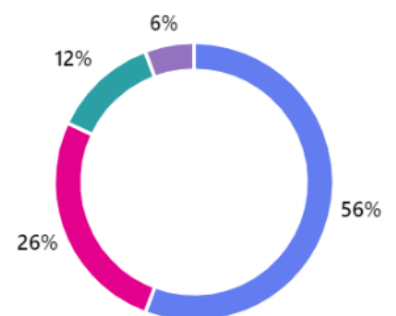


Proximity to the current childcare

- Close to my home address = 78%. This 4% less than 2022
- Close to my work address = 8%. This is the same as 2022
- Neither = 14%. This is 4% more than 2022.

How far parents travelled to access childcare

● Less than 1 mile	176
● Between 1 and 2 miles	83
● Between 2 and 5 miles	39
● More than 5 miles	18



Reasons for choosing childcare days

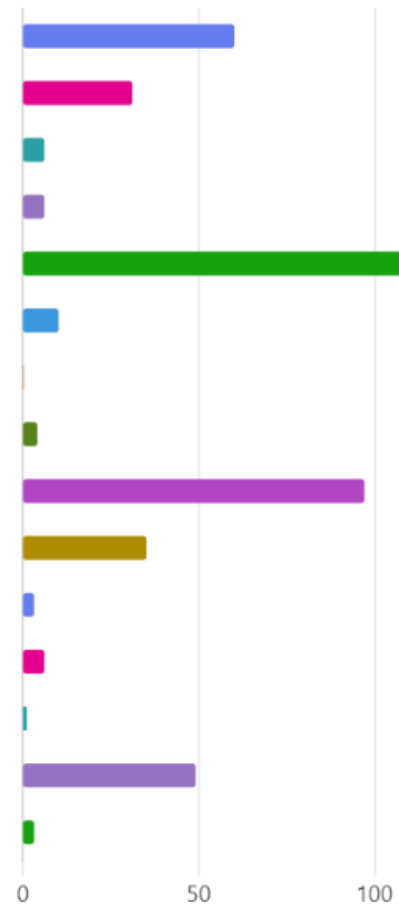
- To allow me to work = 85%
- To allow to care for someone = 2%
- To allow me some time alone = 9%
- Other = 5%

Are current childcare hours meeting parental needs to go to work?

75% agreed that their childcare hours enabled them to go to work, which is 5% less than 2022

Types of childcare used

● Maintained sector nursery school (i.e. a school which only has a nursery class and...	60
● Maintained sector nursery class (i.e. a nursery class in a Primary School where...	31
● Academy sector nursery class (i.e. a nursery class in an Academy where there...	6
● Independent school with nursery / reception class (sometimes called a Priva...	6
● Private day nursery (sometimes part of a national chain of nurseries and in a...	109
● Voluntary playgroup or preschool (mainly in places like church halls)	10
● Governor led service (there is only one in Bristol - Upper Horfield Primary School's...	0
● Local authority maintained children's centre (there are only 3 in Bristol,...	4
● Breakfast / After-School / Holiday club	97
● Childminder (Independent) (someone who looks after your child/ren in their ow...	35
● Childminder registered with an agency (someone who looks after your...	3
● Home childcarer / Nanny (someone who looks after your child/ren in your home)	6
● Au pair (someone who lives with you and looks after your child/ren in your home)	1
● Informal ad hoc childcare with family (e.g. grandparents)	49
● Other	3



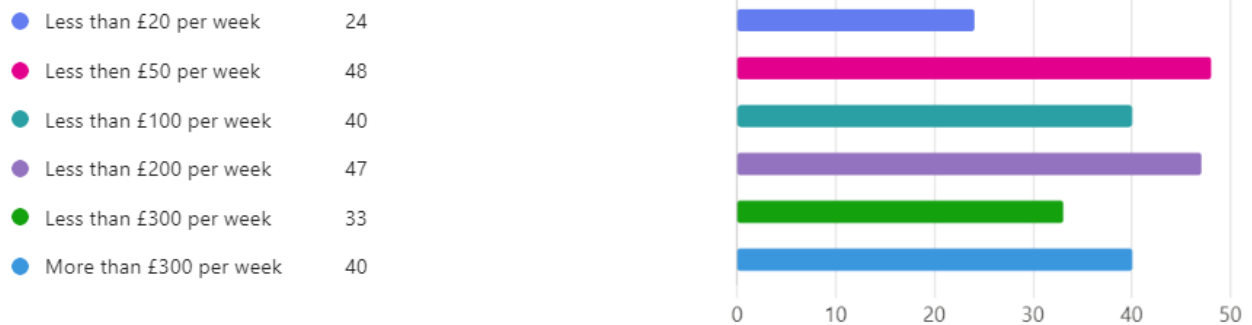
Days of the week where childcare is needed

Monday-Friday remains the most popular reply.

Times of the day when childcare is needed

Between 0800 and 1900 is the most popular reply, which is 2 hours longer than 2022

Weekly cost of childcare hours (this does not include free nursery hours or charges for lunches, snacks etc.)



Parents being asked to pay a voluntary contribution towards the cost of childcare

18% of parents are being asked to volunteer a contribution, which is 6% higher than in 2022.

Parents being asked to pay a consumables charge (e.g. snacks, trips, additional activities)

37% of parents are being asked to pay for consumables, which is 11% higher than in 2022.

Parents getting support with childcare costs

47% answered Yes (which is 14% less than 2022)

- Tax Free Childcare = 82%
- Universal Credit = 11%
- Tax Credits = 0%
- Childcare Vouchers = 7%

Parents who feel able to pay for their childcare costs

59% of parents felt their childcare costs were affordable, which is 5% less than in 2022.

Parent feedback

Following on from suggestions in 2022, we included a feedback section at the end of the survey. The overwhelming theme was about the high cost of childcare for

parents, including that it was 'cheaper' for a parent not to work and remain at home, than pay for childcare.

Parent Survey Conclusions

- 1) Parents continue to choose childcare closer to their homes than to their places of employment
- 2) Weekday childcare remains by far the most popular day needed by parents with mid-week the most popular
- 3) The majority of childcare sessions are needed later in the evening (changing from 1700 to 1900).
- 4) Over 60% of parents are paying more than £100 per week for childcare hours (i.e. not free hours), an increase of 10% on 2022's information
- 5) The majority of parents still feel able to pay for their childcare costs, but do think the cost is expensive.

Using records from our Complaints and Feedback Service as well as the Family Information Service, there were no official complaints made by parents about a lack of childcare places in 2024.

Under 2 year old Sufficiency

Analysis

Across the city there were 10328 x under 2 year olds. Providers in the ward were offering 2853 places, of which 2114 were occupied in April 2024.

There were 740 x places still available in April 2024 across the city. A ward-by-ward analysis is available in appendix 3

Conclusions

Whilst citywide we are meeting our sufficiency needs for under 2 year olds, 4 wards report offering no places (Clifton, Filwood, Henbury and Brentry, and St George West). Neighbouring wards are currently providing support.

Recommendations and Next Steps...

1. Invest capital funding in the expansion of places for Under 2s, prioritising the wards with the lowest sufficiency
2. Maximise the hourly base rate as far as is practical to ensure good take up of the offer by registered providers

In 2024, Bristol City Council was awarded £650K of funding and created an additional 149 places at the time of publication

Ward	Places created
Avonmouth and Lawrence Weston	12
Bedminster	8
Bishopsworth	4
Clifton	8
Clifton Down	23
Frome Vale	6
Henbury and Brentry	15
Horfield	9
Redland	12
Southmead	27
Southville	12
St George Central	6
Windmill Hill	7
Citywide	149

The hourly rate was set at £10.77 for all Under 2s in 24/25, which is much higher than the reported average of £7.52 charged by Providers.

2 year old Sufficiency

Analysis

Across the city there were 4912 x 2 year olds. Providers in the ward were offering 5360 places, of which 3786 were occupied in April 2022.

Of those 4912 x 2 year olds, the Department for Work and Pensions informed us of 1190 x children who were eligible for a free place aged 2 (approx. 23% of the 2 year old population). Of those 1190 children, 951 were taking up a free place (approximately 80%)

Including paid and free places, there were 1574 x places still available in April 2024 across the city. A ward-by-ward analysis is available in appendix 4.

Eligible 2 year old take up over time

Children are eligible for a 2 year old place from the term after their 2nd birthday. The Department for Work and Pensions (DWP) shares a list 7 times a year with every local authority of children living in their ward who can apply. Children are not required to only take up within their own local authority.

At the January headcount and census, we are measured on the take up of places.

Academic Year	Eligible 2 year old take up			
	Number of children on DWP list	Number of children taking up a place in January	% Take up Bristol	% Take up Nationally
2019/2020	1786	1026	62%	69%
2020/2021	1653	939	57%	62%
2021/2022	1523	1046	71%	72%
2022/2023	1253	890	71%	74%
2023/2024	1294	893	69%	75%

In 2024, the number of Eligible 2 year olds continued to decrease nationally and locally, because of a) a falling birth rate, b) the transition to universal credit from legacy benefits and c) income thresholds for the eligibility criteria remaining the same whilst average incomes have rise in recent years.

Source: Department for Education

<https://explore-education-statistics.service.gov.uk/find-statistics/education-provision-children-under-5>

Of the 5360 aforementioned places for 2 year olds, 951 were available to Eligible 2 year olds (18%).

Working Parent Entitlement for 2 year olds

April 2024 saw the first phase of the expansion of childcare, where children of working households could access 15 hour of funded childcare, from the term after their 2nd birthday. In this first term, it was assumed that many privately paying children simply 'converted' their place to a funded one. No additional investment was made in childcare sector.

Of the aforementioned 5360 x 2 year olds, 1845 places were taken up by 2 year olds with a Working Parent Entitlement (34%).

Conclusions

- Approximately 20% of places are taken up by Eligible 2 year olds, with 40% take up by 2s with the Working Parent Entitlement. The remaining 40% of the market is privately paid by parents.
- Not all children who are eligible for a free place are taking up their entitlement (80% in April 2024).
- Whilst citywide we are meeting our sufficiency needs for 2 year olds, 5 wards report very low sufficiency (Bishopsworth, Clifton, Filwood, Hengrove and Whitchurch Park, and St George West). Neighbouring wards are currently providing support.

Recommendations and Next Steps...

1. Incentivise providers to keep places open for Eligible 2 year olds by introducing a higher hourly base rate in 25/26
2. Promote expansion in those wards with the lowest sufficiency

3 and 4 year old Sufficiency

Analysis

Across the city there were 10416 x 3 and 4 year olds. Providers in the ward were offering 11505 places, of which 9206 were occupied in April 2024.

Of the aforementioned 9206 occupied places, 8187 places were taken up by 3 and 4 year olds with a universal or working parent entitlement (89%)

Including paid and free places, there were 2299 x places still available in April 2024 across the city. A ward-by-ward analysis is available in appendix 5.

Conclusions

- The majority of places for 3 and 4 year olds are taken up by free places
- Whilst citywide we are meeting our sufficiency needs for 3 and 4 year olds, 5 wards report very low sufficiency (Bishopston & Ashley Down, Bishopsworth, St George Troopers Hill, St George West, and Stoke Bishop). Neighbouring wards are currently providing support.
- Not all children who are eligible for a free place are taking up their entitlement (89% in April 2024).

Recommendations and Next Steps...

1. Promote expansion in those wards with the lowest sufficiency

5-14 year olds Sufficiency

Analysis

Across the city there were 52,338 x 5-14 year olds. Providers who submitted a response confirmed they were offering:

- Breakfast Club = 1733 places, of which 966 were occupied in April 2024
- After School Club = 1208 places, of which 779 were occupied in April 2024

There were 767 breakfast club places and 429 after school club places still available in April 2024 across the city. A ward-by-ward analysis is available in appendix 6

Conclusions

- Children aged between 5-14 years old are of statutory school age and therefore require less childcare, which is delivered through before and after school clubs. Some are managed by the school or academy, others through a third party provider. In April 2024, Bristol was sufficient for before and after school places.

Recommendations and Next Steps...

1. Promote the 'Wrap Around Childcare' (before and after school clubs) project to encourage all primary schools and academies to offer 'full' (0800-1800) wrap around childcare, using revenue / capital funding.

In 2024, Bristol City Council was awarded £595K of revenue and £170K of capital funding and created an additional 366 places at the time of publication, with a 3rd round of funding planned for Feb 2025.

Ward	Total Number of Wrap Around Places Created in 24/25
Avonmouth and Lawrence Weston	33
Clifton	54
Cotham	23
Fishponds	50
Horfield	24
Redland	30
Southville	28
St George West	40
Stockwood	20
Westbury-on-Trym and Henleaze	64
Citywide	366

Conclusions & Recommendations

Parent Survey Conclusions

- 1) Parents continue to choose childcare closer to their homes than to their places of employment
- 2) Weekday childcare remains by far the most popular day needed by parents with mid-week the most popular
- 3) The majority of childcare sessions are needed later in the evening (changing from 1700 to 1900).
- 4) Over 60% of parents are paying more than £100 per week for childcare hours (i.e. not free hours), an increase of 10% on 2022's information
- 5) The majority of parents still feel able to pay for their childcare costs, but do think the cost is expensive.

Sufficiency Conclusions

At the time of the assessment, we are sufficient for childcare places across the city for all age groups. Whilst this meets our legal duty, we are aware of an increased need for more places to enable 100% of all children to access childcare.

Sufficiency Recommendations and Next Steps...

Under 2s

1. Invest capital funding in the expansion of places for Under 2s, prioritising the wards with the lowest sufficiency
2. Maximise the hourly base rate as far as is practical to ensure good take up of the offer by registered providers

2 Year Olds

1. Incentivise providers to keep places open for Eligible 2 year olds by introducing a higher hourly base rate in 25/26
2. Promote expansion in those wards with the lowest sufficiency

3 and 4 Year Olds

1. Promote expansion in those wards with the lowest sufficiency

5 – 14 Year Olds

1. Promote the 'Wrap Around Childcare' (before and after school clubs) project to encourage all primary schools and academies to offer 'full' (0800-1800) wrap around childcare, using revenue / capital funding.

Appendix 1: Distribution of Childcare across Bristol by Provider Type

Ward	Academy Sector School (no nursery class)	Academy Sector School with a nursery class	Childminder (independent and agency)	Governor led service	Independent school with nursery / reception class	Local authority managed children's centre	Maintained sector nursery school	Maintained Sector Primary School (no nursery class)	Maintained Sector School with a nursery class	Private day nursery	Voluntary playgroup or preschool	Grand Total
Ashley			19				2		1	4	1	27
Avonmouth and Lawrence Weston		2	12			1			2	3		20
Bedminster		1	16							4	1	22
Bishopston and Ashley Down			5							4	1	10
Bishopsworth	1	1	16					1				19
Brislington East		1	9					1	3			14
Brislington West			16					1	1	1		19
Central			6		1		1			5		13
Clifton					1			1	1	1		4
Clifton Down			2				1			5		8
Cotham			1		1					3	2	7
Easton			18				1			2		21
Eastville		1	10		1		1			2		15
Filwood		3	6				1					10
Frome Vale	1	1	6				1			3	1	13
Hartcliffe and Withywood		2	10				1		1	1		15
Henbury and Brentry		1	2					1	1	2		7
Hengrove and Whitchurch Park	1	1	10						2	2	2	18
Hillfields			13					1		2	1	17
Horfield			5	1						2		8
Hotwells and Harbourside	1		1									2
Knowle	1		14		1					6	1	23
Lawrence Hill	1	3	7			1	2			3		17
Lockleaze	1	1	7				1			2		12
Redland			10							5	2	17
Southmead		2				1	1			4	1	9

Southville			8						1	5		14
St George Central			7						1	3	3	14
St George Troopers Hill			4							1		5
St George West	1		2								1	4
Stockwood		3	11							2		16
Stoke Bishop			3						1	1		5
Westbury-on-Trym and Henleaze	1		7		1			1		8	1	19
Windmill Hill		1	15							2		18
Grand Total	9	24	278	1	6	3	12	4	14	91	20	462

Appendix 2: Childcare Costs by Ward

Childcare Costs for Children Under 5

The table below shows the average hourly rate charged per age group for each ward

Ward	Under 2 year olds (£)	2 Year Olds (£)	3 and 4 Year Olds (£)
Ashley	8.23	8.27	7.81
Avonmouth and Lawrence Weston	6.37	6.44	6.30
Bedminster	8.66	7.40	7.28
Bishopston and Ashley Down	8.51	7.92	7.92
Bishopsworth	6.00	6.00	6.00
Brislington East	6.85	6.85	6.72
Brislington West	7.06	7.15	7.29
Central	7.91	8.01	7.78
Clifton	8.35	8.15	7.39
Clifton Down	8.46	8.21	7.78
Cotham	7.90	7.56	7.04
Easton	8.43	8.03	7.81
Eastville	4.14	6.40	6.23
Filwood	7.28	7.28	7.03
Frome Vale	3.50	8.00	7.33
Hartcliffe and Withywood	6.74	6.46	6.46
Henbury and Brentry	7.26	6.89	6.45
Hengrove and Whitchurch Park	7.18	7.01	6.81
Hillfields	7.19	6.85	6.70
Horfield	7.18	7.19	7.09
Hotwells and Harbourside	n/a	n/a	3.25
Knowle	8.07	8.11	7.55
Lawrence Hill	8.09	7.66	7.36
Lockleaze	7.25	7.67	7.34
Redland	7.85	7.50	7.40
Southmead	8.39	8.01	7.21
Southville	7.65	7.55	7.29
St George Central	8.20	7.28	6.42
St George Troopers Hill	6.57	6.57	6.57
St George West		6.50	6.50
Stockwood	6.26	6.26	6.26
Stoke Bishop	6.40	6.47	6.47
Westbury-on-Trym and Henleaze	8.90	8.32	8.28
Windmill Hill	8.48	8.43	8.38
Citywide	7.52	7.47	7.20

For children under 2 years old, the most expensive ward remained the same as in 2022; Westbury-On-Trym and Henleaze. The least expensive ward also remained the same; Frome Vale.

For 2 year olds, the most expensive ward changed from Ashley to Windmill Hill. The least expensive ward also changed from Avonmouth and Lawrence Weston to Bishopsworth

For 3 and 4 year olds, the most expensive changed from Southmead to Windmill Hill. The least expensive ward also changed from Avonmouth and Lawrence Weston to Bishopsworth.

Wrap Around Childcare Costs for Children aged 5 to 14 years old

Ward	Breakfast Club (£)	After School Club (£)
Ashley		
Avonmouth and Lawrence Weston	2.00	7.25
Bedminster	0.00	4.00
Bishopston and Ashley Down		
Bishopsworth	3.95	8.15
Brislington East	4.00	5.00
Brislington West	3.60	11.95
Central	0.00	8.00
Clifton		
Clifton Down	6.50	8.00
Cotham	3.40	
Easton		
Eastville	4.00	7.50
Filwood	3.00	9.75
Frome Vale	1.50	8.00
Hartcliffe and Withywood	0.50	
Henbury and Brentry	2.50	9.00
Hengrove and Whitchurch Park	1.67	
Hillfields	3.00	
Horfield	3.50	9.25
Hotwells and Harbourside	3.25	
Knowle	0.00	5.00
Lawrence Hill	0.83	7.00
Lockleaze	3.50	9.25
Redland		
Southmead	1.33	7.50
Southville	6.50	
St George Central		
St George Troopers Hill		
St George West	4.00	10.00
Stockwood	2.87	9.20
Stoke Bishop	1.50	10.00

Westbury-on-Trym and Henleaze	5.83	9.00
Windmill Hill	2.50	11.55
Citywide	2.68	8.32

Appendix 3: Under 2 year old Sufficiency by Ward

Methodology

1. The number of under 2 year olds (taken from the 2021 Census)
2. The number of childcare places (taken from the information submitted by providers)
3. Take up of childcare places (taken from the information submitted by providers)
4. Space Remaining

Worked example in further detail:

Ward	(1) Number of children under 2 years	(2) Number of childcare places	(3) Take up of childcare places	(4) Space Remaining
Southmead	293	241	195	47

The ward of Southmead has 293 x under 2 year olds living in it. Providers in the ward were offering 241 places, of which 192 were occupied in April 2024.

Of those 293 x under 2 year olds, none are eligible for a free place.

There were 47 x places still available in April 2024 in the ward of Southmead.

Ward	(1) Number of children under 2 years	(2) Number of childcare places	(3) Take up of childcare places	(4) Space Remaining
Ashley	433	127	120	7
Avonmouth and Lawrence Weston	544	162	154	8
Bedminster	544	42	39	3
Bishopston and Ashley Down	344	22	15	7
Bishopsworth	232	12	5	7
Brislington East	317	21	18	3
Brislington West	247	17	11	6
Central	363	272	168	104
Clifton	220	12	11	1
Clifton Down	119	340	279	60
Cotham	106	104	80	24

Easton	126	87	74	13
Eastville	442	19	9	10
Filwood	327	9	8	1
Frome Vale	290	2	2	0
Hartcliffe and Withywood	314	36	20	16
Henbury and Brentry	628	0	0	0
Hengrove and Whitchurch Park	341	38	32	6
Hillfields	392	32	17	15
Horfield	322	43	35	8
Hotwells and Harbourside	44	0	0	0
Knowle	309	161	130	31
Lawrence Hill	453	126	24	101
Lockleaze	279	57	28	29
Redland	139	59	50	9
Southmead	293	89	56	33
Southville	293	241	195	47
St George Central	347	123	85	39
St George Troopers Hill	92	58	43	15
St George West	211	0	0	0
Stockwood	212	139	88	51
Stoke Bishop	158	56	35	21
WOT and Henleaze	317	282	234	49
Windmill Hill	364	66	48	18
Citywide	9911	2853	2114	740

Appendix 4: 2 year old Sufficiency by Ward

Methodology

1. The number of 2 year olds (taken from the 2021 Census)
2. The number of childcare places (taken from the information submitted by providers)
3. Take up of childcare places (both paid and free, taken from the information submitted by providers)
4. The number of Eligible 2 year olds (taken from the Department for Work and Pensions in August 2024)
5. Take up of Eligible 2 year old places (i.e. free places only, taken from the information submitted by providers)
6. Take up of 2 year olds with a Working Parent Entitlement (WPE) places (taken from the information submitted by providers)
7. Space Remaining

Worked example in further detail:

Ward	(1) Number of 2 year olds	(2) Number of childcare places	(3) Take up of childcare places	(4) Number of Eligible 2 year olds	(5) Take up of Eligible 2 year old places	(6) Take up of 2 year olds with WPE places	Space Remaining
Ashley	193	201	156	49	33	105	45

The ward of Ashley has 193 x 2 year olds living in it. Providers in the ward were offering 201 places, of which 156 were occupied in April 2024.

Of those 193 x 2 year olds, the Department for Work and Pensions informed us of 49 x children who were Eligible 2 year olds (approx. 25% of the 2 year old population in the ward of Ashley). Of those 49 children, 33 were taking up a free place, which is 23% of those accessing a funded place in the ward of Ashley.

Of those 156 x 2 year olds taking up a place, 105 were using their Working Parent Entitlement (73%)

Including paid and free places, there were 45 x places still available in April 2024 in the ward of Ashley.

Ward	(1) Number of 2 year olds	(2) Number of childcare places	(3) Take up of childcare places	(4) Number of Eligible 2 year olds	(5) Take up of Eligible 2 year old places	(6) Take up of 2 year olds with WPE places	Space Remain ing
Ashley	193	201	156	49	33	105	45
Avonmouth and Lawrence Weston	269	262	241	102	64	40	20
Bedminster	135	107	85	17	8	46	22
Bishopston and Ashley Down	122	44	32	3	4	19	12
Bishopsworth	136	13	8	24	3	3	5
Brislington East	155	47	30	26	3	24	17
Brislington West	179	29	12	26	1	10	16
Central	110	372	252	34	41	86	120
Clifton	57	23	21	9	2	5	3
Clifton Down	38	349	161	5	15	103	188
Cotham	64	153	121	0	4	57	31
Easton	170	228	200	34	64	136	28
Eastville	161	135	92	46	11	7	43
Filwood	151	82	80	69	63	13	2
Frome Vale	141	69	64	36	36	26	4
Hartcliffe and Withywood	350	339	316	150	225	34	23
Henbury and Brentry	184	136	60	53	28	20	76
Hengrove and Whitchurch Park	204	47	39	82	8	29	8
Hillfields	150	101	79	35	46	26	22
Horfield	163	225	198	28	13	171	27
Hotwells and Harbourside	22	0	0	4	0	0	0
Knowle	162	291	227	26	56	148	65
Lawrence Hill	239	286	122	105	50	58	163
Lockleaze	127	199	142	29	62	46	57
Redland	76	127	109	3	3	56	18
Southmead	126	131	90	66	25	31	41
Southville	134	476	203	22	16	97	272
St George Central	184	141	100	35	18	46	41
St George Troopers Hill	55	49	34	6	4	28	15
St George West	102	1	0	10	0	0	0
Stockwood	124	214	130	21	9	111	85
Stoke Bishop	115	47	36	8	3	20	11
WOT and Henleaze	181	366	297	0	22	217	69
Windmill Hill	133	72	47	22	11	26	25
Citywide	4912	5360	3786	1190	951	1845	1574

Appendix 5: 3 and 4 year old Sufficiency by Ward

Methodology

1. The number of 3 and 4 year olds (taken from the 2021 Census)
2. The number of childcare places (taken from the information submitted by providers)
3. Take up of childcare places (taken from the information submitted by providers)
4. Take up of free places – both universal and working parent entitlement (taken from the information submitted by providers)
5. Space Remaining

Worked example in further detail:

Ward	(1) Number of 3 + 4 year olds	(2) Number of childcare places	(3) Take up of childcare places	(4) Take up of free places	(5) Space Remaining
<i>Hengrove and Whitchurch Park</i>	380	197	173	153	24

The ward of Hengrove and Whitchurch Park has 380 x 3 and 4 year olds living in it. Providers in the ward were offering 197 places, of which 173 were occupied in April 2024.

Of those 173 x 3 and 4 year olds, all are eligible for a free place, however only 153 were taking up a free place (88%).

Including paid and free places, there were 24 x places still available in April 2024 in the ward of Hengrove and Whitchurch Park.

Ward	(1) Number of 3 + 4 year olds	(2) Number of childcar e places	(3) Take up of childcar e places	(4) Take up of free places	(5) Space Remaini ng
Ashley	417	553	497	478	56
Avonmouth and Lawrence Weston	577	525	484	467	41
Bedminster	313	227	174	173	54
Bishopston and Ashley Down	289	89	81	80	7
Bishopsworth	311	205	197	195	8
Brislington East	278	200	163	161	38
Brislington West	322	177	146	145	30

Central	191	536	401	317	135
Clifton	97	207	152	98	55
Clifton Down	112	506	387	309	119
Cotham	106	360	242	172	118
Easton	353	370	294	263	77
Eastville	370	377	343	271	34
Filwood	292	721	490	488	231
Frome Vale	281	257	244	159	13
Hartcliffe and Withywood	701	913	869	830	44
Henbury and Brentry	373	502	303	288	199
Hengrove and Whitchurch Park	380	197	173	153	24
Hillfields	346	131	115	90	16
Horfield	317	142	117	102	25
Hotwells and Harbourside	38	0	0	0	0
Knowle	330	451	387	360	64
Lawrence Hill	572	549	309	305	240
Lockleaze	326	504	452	438	53
Redland	208	380	345	241	35
Southmead	261	352	269	217	83
Southville	260	550	354	288	197
St George Central	316	362	270	219	92
St George Troopers Hill	87	51	47	47	4
St George West	177	5	2	2	3
Stockwood	216	355	238	228	117
Stoke Bishop	215	80	78	65	1
WOT and Henleaze	448	525	463	417	62
Windmill Hill	334	147	119	119	28
Citywide	10214	11505	9206	8187	2299

Appendix 6: 5-14 year old Sufficiency by Ward

Methodology

1. The number of 5-14 year olds (taken from the 2021 Census)
2. The number of childcare places with Breakfast clubs (taken from the information submitted by providers)
3. Take up of childcare places in Breakfast Clubs (taken from the information submitted by providers)
4. Space Remaining
5. The number of childcare places with After school clubs (taken from the information submitted by providers)
6. Take up of childcare places in After School Clubs (taken from the information submitted by providers)
7. Space Remaining

Worked example in further detail:

Ward	(1) Number of 5 to 14 year olds	(2) Breakfast Club Places Available	(3) Breakfast Club Places taken up	(4) Breakfast Club Space remaining	(5) After School Club Places Available	(6) After School Club Places taken up	(7) After School Club Space remaining
Avonmouth and Lawrence Weston	3081	81	49	32	35	24	11

The ward of Avonmouth and Lawrence Weston has 3081 x 5-14 year olds living in it. Providers in the ward were offering 81 places for breakfast clubs, of which 32 were occupied in April 2024. For after school clubs, Providers in the ward were offering 35 places, of which 24 were occupied in April 2024.

There were 32 x breakfast club and 11 after school club places still available in April 2024 in the ward of Avonmouth and Lawrence Weston.

Ward	(1) Number of 5 to 14 year olds	(2) Breakfast Club Places Available	(3) Breakfast Club Places taken up	(4) Breakfast Club Space remaining	(5) After School Club Places Available	(6) After School Club Places taken up	(7) After School Club Space remaining
Ashley	1751			0			0
Avonmouth and Lawrence Weston	3081	81	49	32	35	24	11
Bedminster	1126	60	25	35	16	8	8
Bishopston and Ashley Down	1389			0			0
Bishopsworth	1444	30	24	6	30	28	2

Brislington East	1418	30	24	6			0
Brislington West	1190	30	22	8	45	33	12
Central	663	36	15	21	36	14	22
Clifton	717	30		30	30		30
Clifton Down	494	48	17	31	156	124	32
Cotham	611	12	8	4			0
Easton	1413			0			0
Eastville	1640	18	8	10	34	29	5
Filwood	2169	90	43	47	24	7	17
Frome Vale	1510	110	63	47	60	40	20
Hartcliffe and Withywood	3072	80	79	1	40	40	0
Henbury and Brentry	1752	90	36	54	60	12	48
Hengrove and Whitchurch Park	2307	88	77	11	30	30	0
Hillfields	1789	60	45	15			0
Horfield	1405	56	37	13	32	26	2
Hotwells and Harbourside	234	150	30	120			0
Knowle	1949	30	6	24	14	4	10
Lawrence Hill	2908	78	43	35	30	17	13
Lockleaze	1824	70	41	29	70	40	30
Redland	1719			0			0
Southmead	1394	135	58	77	65	31	34
Southville	662	30		30			0
St George Central	661	0	0	0	0	0	0
St George Troopers Hill	1912			0			0
St George West	1134	40	19	21	40	26	14
Stockwood	1362	129	110	19	50	50	0
Stoke Bishop	1338	30	23	7	15	15	0
WOT and Henleaze	2900	58	40	18	312	193	119
Windmill Hill	1400	50	34	16			0
Citywide	52338	1749	976	767	1224	791	429